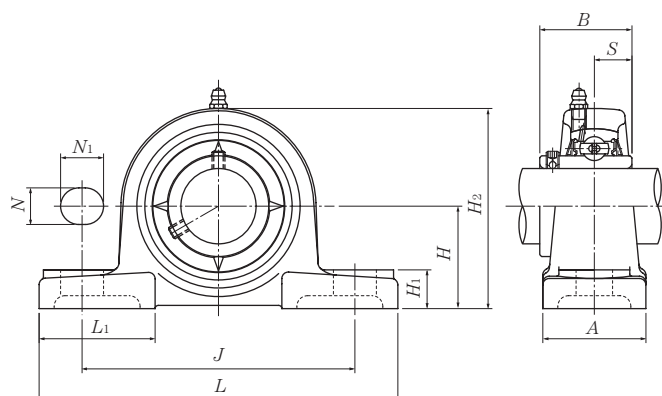


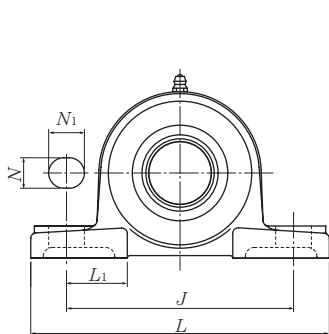
Bearing Units Dimension Table

Pillow blocks cast housing
Set screw type

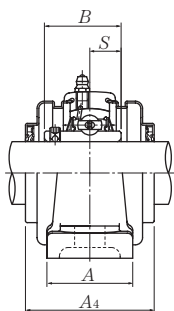


Shaft dia. mm inch	Unit number ¹⁾	Nominal dimensions											Bolt size mm inch	Bearing number
		mm												
		inch.												
		H	L	J	A	N	N ₁	H ₁	H ₂	L ₁	B	S		
12 1/2	UCP201D1 UCP201-008D1	30.2 1 3/16	127 5	95 3 3/4	38 1 1/2	13 1/2	16 5/8	14 9/16	62 2 7/16	42 1 21/32	31 1.2205	12.7 0.500	M10 3/8	UC201D1 UC201-008D1
15 9/16 5/8	UCP202D1 UCP202-009D1 UCP202-010D1	30.2 1 3/16	127 5	95 3 3/4	38 1 1/2	13 1/2	16 5/8	14 9/16	62 2 7/16	42 1 21/32	31 1.2205	12.7 0.500	M10 3/8	UC202D1 UC202-009D1 UC202-010D1
17 1 1/16	UCP203D1 UCP203-011D1	30.2 1 3/16	127 5	95 3 3/4	38 1 1/2	13 1/2	16 5/8	14 9/16	62 2 7/16	42 1 21/32	31 1.2205	12.7 0.500	M10 3/8	UC203D1 UC203-011D1
20 3/4	UCP204D1 UCP204-012D1	33.3 1 5/16	127 5	95 3 3/4	38 1 1/2	13 1/2	16 5/8	14 9/16	65 2 9/16	42 1 21/32	31 1.2205	12.7 0.500	M10 3/8	UC204D1 UC204-012D1
25 13/16 7/8 15/16 1	UCP205D1 UCP205-013D1 UCP205-014D1 UCP205-015D1 UCP205-100D1	36.5 1 7/16	140 5 1/2	105 4 1/8	38 1 1/2	13 1/2	16 5/8	15 19/32	71 2 25/32	42 1 21/32	34.1 1.3425	14.3 0.563	M10 3/8	UC205D1 UC205-013D1 UC205-014D1 UC205-015D1 UC205-100D1
30 1 1/16 1 1/8 1 3/16 1 1/4	UCP206D1 UCP206-101D1 UCP206-102D1 UCP206-103D1 UCP206-104D1	42.9 1 11/16	165 6 1/2	121 4 3/4	48 1 7/8	17 2 1/32	20 25/32	17 2 1/32	83 3 9/32	54 2 1/8	38.1 1.5000	15.9 0.626	M14 1/2	UC206D1 UC206-101D1 UC206-102D1 UC206-103D1 UC206-104D1
35 1 1/4 1 5/16 1 3/8 1 7/16	UCP207D1 UCP207-104D1 UCP207-105D1 UCP207-106D1 UCP207-107D1	47.6 1 7/8	167 6 9/16	127 5	48 1 7/8	17 2 1/32	20 25/32	18 23/32	93 3 21/32	54 2 1/8	42.9 1.6890	17.5 0.689	M14 1/2	UC207D1 UC207-104D1 UC207-105D1 UC207-106D1 UC207-107D1

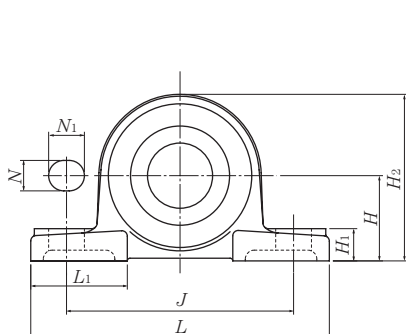
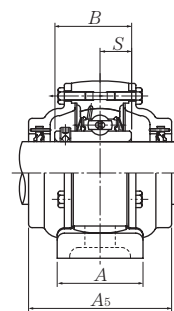
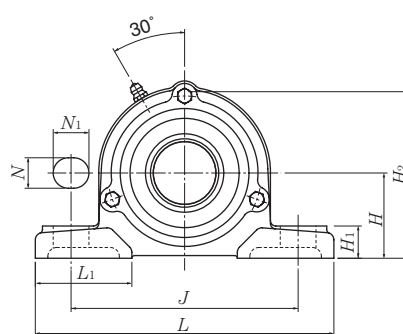
Remarks: 1) These numbers indicate relubricatable type. If maintenance free type is needed, please order without suffix "D1".
Note: Please refer to page 44 for size of grease fitting.



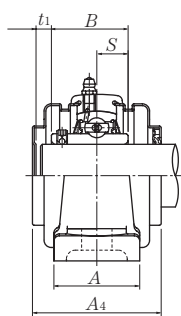
Press steel dust cover type (Open end)
S-UCP...D1



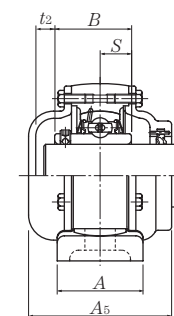
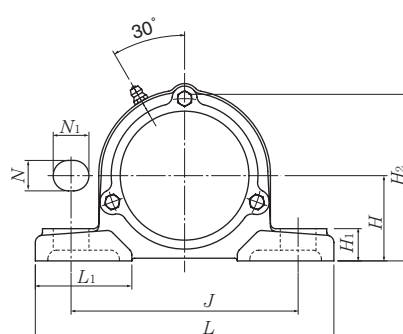
Cast dust cover type (Open end)
C-UCP...D1



Press Steel dust cover type (Close end)
SM-UCP...D1

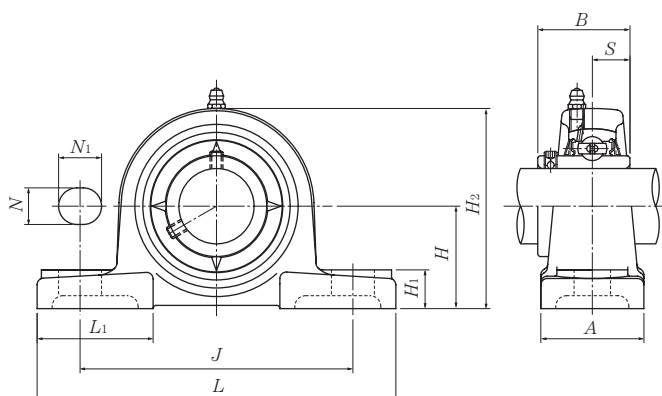


Cast dust cover type (Close end)
CM-UCP...D1



Housing number ¹⁾	Unit number ¹⁾ pressed steel dust cover type	Unit number ¹⁾ cast dust cover type	Nominal dimensions					Mass (approx.)		
			mm		inch			kg		lb
			t ₁	t ₂	A ₄	H ₃	A ₅	UCP	S(SM)	C(CM)
P203D1	S(SM)-UCP201D1	C(CM)-UCP201D1	5	8	51	67	62	0.7	0.7	1.0
P203D1	S(SM)-UCP201-008D1	C(CM)-UCP201-008D1	13/64	5/16	2	2 5/8	2 7/16	1.5	1.5	2.2
P203D1	S(SM)-UCP202D1	C(CM)-UCP202D1	5	8	51	67	62	0.7	0.7	1.0
P203D1	S(SM)-UCP202-009D1	C(CM)-UCP202-009D1	13/64	5/16	2	2 5/8	2 7/16	1.5	1.5	2.2
P203D1	S(SM)-UCP202-010D1	C(CM)-UCP202-010D1	13/64	5/16	2	2 5/8	2 7/16	1.5	1.5	2.2
P203D1	S(SM)-UCP203D1	C(CM)-UCP203D1	5	8	51	67	62	0.7	0.7	1.0
P203D1	S(SM)-UCP203-011D1	C(CM)-UCP203-011D1	13/64	5/16	2	2 5/8	2 7/16	1.5	1.5	2.2
P204D1	S(SM)-UCP204D1	C(CM)-UCP204D1	5	8	51	70	62	0.7	0.7	0.9
P204D1	S(SM)-UCP204-012D1	C(CM)-UCP204-012D1	13/64	5/16	2	2 3/4	2 7/16	1.5	1.5	2.0
P205D1	S(SM)-UCP205D1	C(CM)-UCP205D1	7	11	57	76	70	0.8	0.9	1.1
P205D1	S(SM)-UCP205-013D1	C(CM)-UCP205-013D1	7	11	57	76	70	0.8	0.9	1.1
P205D1	S(SM)-UCP205-014D1	C(CM)-UCP205-014D1	9/32	7/16	2 1/4	3	2 3/4	1.8	2.0	2.4
P205D1	S(SM)-UCP205-015D1	C(CM)-UCP205-015D1	9/32	7/16	2 1/4	3	2 3/4	1.8	2.0	2.4
P205D1	S(SM)-UCP205-100D1	C(CM)-UCP205-100D1	9/32	7/16	2 1/4	3	2 3/4	1.8	2.0	2.4
P206D1	S(SM)-UCP206D1	C(CM)-UCP206D1	7	11	62	88	75	1.4	1.4	1.7
P206D1	S(SM)-UCP206-101D1	C(CM)-UCP206-101D1	7	11	62	88	75	1.4	1.4	1.7
P206D1	S(SM)-UCP206-102D1	C(CM)-UCP206-102D1	9/32	7/16	2 7/16	3 15/32	2 15/16	3.1	3.1	3.8
P206D1	S(SM)-UCP206-103D1	C(CM)-UCP206-103D1	9/32	7/16	2 7/16	3 15/32	2 15/16	3.1	3.1	3.8
P206D1	S(SM)-UCP206-104D1	C(CM)-UCP206-104D1	9/32	7/16	2 7/16	3 15/32	2 15/16	3.1	3.1	3.8
P207D1	S(SM)-UCP207D1	C(CM)-UCP207D1	8	10	72	99	80	1.6	1.7	2.0
P207D1	S(SM)-UCP207-104D1	C(CM)-UCP207-104D1	8	10	72	99	80	1.6	1.7	2.0
P207D1	S(SM)-UCP207-105D1	C(CM)-UCP207-105D1	5/16	25/64	2 27/32	3 29/32	3 5/32	3.5	3.7	4.4
P207D1	S(SM)-UCP207-106D1	C(CM)-UCP207-106D1	5/16	25/64	2 27/32	3 29/32	3 5/32	3.5	3.7	4.4
P207D1	S(SM)-UCP207-107D1	C(CM)-UCP207-107D1	5/16	25/64	2 27/32	3 29/32	3 5/32	3.5	3.7	4.4

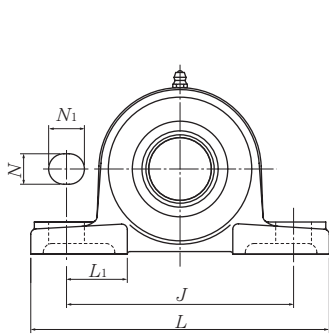
Pillow blocks cast housing Set screw type



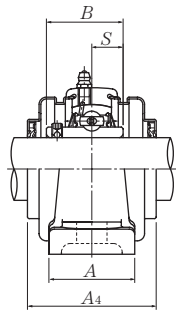
Shaft dia. mm inch	Unit number ¹⁾	Nominal dimensions											Bolt size mm inch	Bearing number
		mm					inch							
		H	L	J	A	N	N ₁	H ₁	H ₂	L ₁	B	S		
40 1½ 1⅞	UCP208D1 UCP208-108D1 UCP208-109D1	49.2 1 ¹⁵ / ₁₆	184 7¼	137 5 ¹³ / ₃₂	54 2⅛	17 2 ¹ / ₃₂	20 2 ⁵ / ₃₂	18 2 ³ / ₃₂	98 3 ²⁷ / ₃₂	52 2 ¹ / ₁₆	49.2 1.9370	19 0.748	M14 ½	UC208D1 UC208-108D1 UC208-109D1
45 1⅝ 1 ¹¹ / ₁₆ 1¾	UCP209D1 UCP209-110D1 UCP209-111D1 UCP209-112D1	54 2⅛	190 7 ¹⁵ / ₃₂	146 5¾	54 2⅛	17 2 ¹ / ₃₂	20 2 ⁵ / ₃₂	20 2 ⁵ / ₃₂	106 4 ³ / ₁₆	60 2 ³ / ₈	49.2 1.9370	19 0.748	M14 ½	UC209D1 UC209-110D1 UC209-111D1 UC209-112D1
50 1 ¹³ / ₁₆ 1⅞ 1 ¹⁵ / ₁₆ 2	UCP210D1 UCP210-113D1 UCP210-114D1 UCP210-115D1 UCP210-200D1	57.2 2¼	206 8⅛	159 6¼	60 2¾	20 2 ⁵ / ₃₂	23 2 ⁹ / ₃₂	21 1 ³ / ₁₆	114 4½	65 2 ⁹ / ₁₆	51.6 2.0315	19 0.748	M16 ⅝	UC210D1 UC210-113D1 UC210-114D1 UC210-115D1 UC210-200D1
55 2 2 ¹ / ₁₆ 2⅛ 2 ³ / ₁₆	UCP211D1 UCP211-200D1 UCP211-201D1 UCP211-202D1 UCP211-203D1	63.5 2½	219 8 ⁵ / ₈	171 6 ²³ / ₃₂	60 2¾	20 2 ⁵ / ₃₂	23 2 ⁹ / ₃₂	23 2 ⁹ / ₃₂	126 4 ³¹ / ₃₂	65 2 ⁹ / ₁₆	55.6 2.1890	22.2 0.874	M16 ⅝	UC211D1 UC211-200D1 UC211-201D1 UC211-202D1 UC211-203D1
60 2¼ 2 ⁵ / ₁₆ 2 ³ / ₈ 2 ⁷ / ₁₆	UCP212D1 UCP212-204D1 UCP212-205D1 UCP212-206D1 UCP212-207D1	69.8 2¾	241 9½	184 7¼	70 2¾	20 2 ⁵ / ₃₂	23 2 ⁹ / ₃₂	25 3 ¹ / ₃₂	138 5 ⁷ / ₁₆	70 2¾	65.1 2.5630	25.4 1.000	M16 ⅝	UC212D1 UC212-204D1 UC212-205D1 UC212-206D1 UC212-207D1
65 2½ 2 ⁹ / ₁₆	UCP213D1 UCP213-208D1 UCP213-209D1	76.2 3	265 10 ⁷ / ₁₆	203 8	70 2¾	25 3 ¹ / ₃₂	28 1 ³ / ₃₂	27 1 ¹ / ₁₆	151 5 ¹⁵ / ₁₆	77 3 ¹ / ₃₂	65.1 2.5630	25.4 1.000	M20 ¾	UC213D1 UC213-208D1 UC213-209D1

Remarks: 1) These numbers indicate relubricatable type. If maintenance free type is needed, please order without suffix "D1".

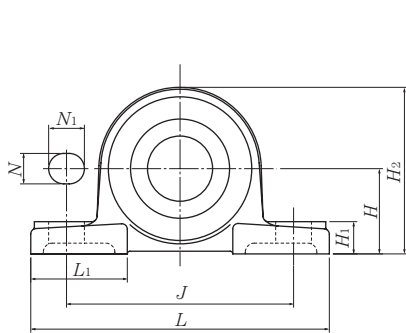
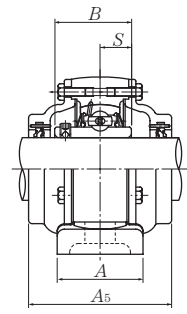
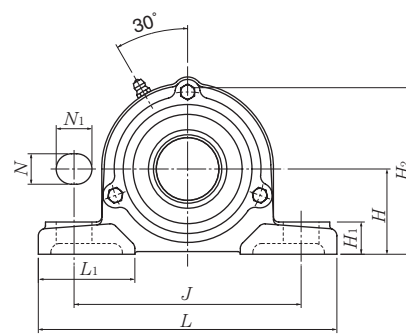
Note: Please refer to page 44 for size of grease fitting.



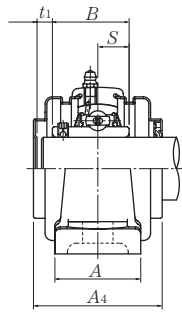
Press steel dust cover type (Open end)
S-UCP...D1



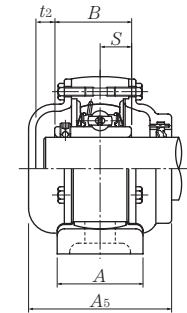
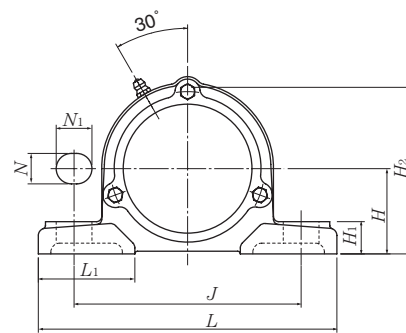
Cast dust cover type (Open end)
C-UCP...D1



Press Steel dust cover type (Close end)
SM-UCP...D1



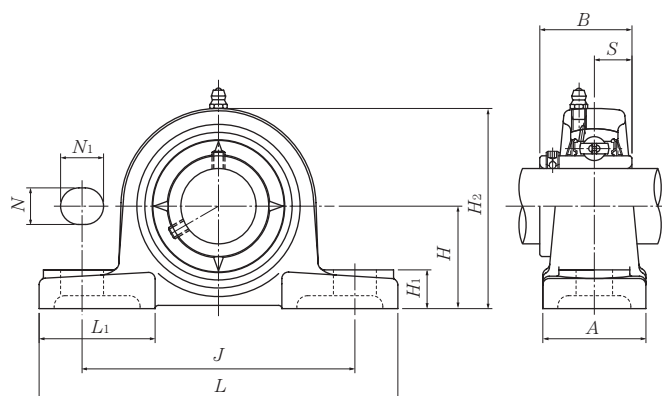
Cast dust cover type (Close end)
CM-UCP...D1



Housing number ¹⁾	Unit number ¹⁾ pressed steel dust cover type	Unit number ¹⁾ cast dust cover type	Nominal dimensions					Mass (approx.)		
			mm		inch			kg		lb
			t ₁	t ₂	A ₄	H ₃	A ₅	UCP	S(SM)	C(CM)
P208D1	S(SM)-UCP208D1	C(CM)-UCP208D1	8	9	82	105	90	1.9	2.1	2.7
P208D1	S(SM)-UCP208-108D1	C(CM)-UCP208-108D1	5/16	23/64	37/32	4 1/8	3 17/32	4.2	4.6	6.0
P208D1	S(SM)-UCP208-109D1	C(CM)-UCP208-109D1								
P209D1	S(SM)-UCP209D1	C(CM)-UCP209D1	8	12	82	113	95	2.2	2.4	3.1
P209D1	S(SM)-UCP209-110D1	C(CM)-UCP209-110D1								
P209D1	S(SM)-UCP209-111D1	C(CM)-UCP209-111D1	5/16	15/32	37/32	4 7/16	3 3/4	4.9	5.3	6.8
P209D1	S(SM)-UCP209-112D1	C(CM)-UCP209-112D1								
P210D1	S(SM)-UCP210D1	C(CM)-UCP210D1	8	12	87	119	100	2.7	2.8	3.6
P210D1	S(SM)-UCP210-113D1	C(CM)-UCP210-113D1								
P210D1	S(SM)-UCP210-114D1	C(CM)-UCP210-114D1								
P210D1	S(SM)-UCP210-115D1	C(CM)-UCP210-115D1	5/16	15/32	37/16	4 11/16	3 15/16	6.0	6.2	7.9
P210D1	S(SM)-UCP210-200D1	C(CM)-UCP210-200D1								
P211D1	S(SM)-UCP211D1	C(CM)-UCP211D1	10	11	92	130	100	3.5	3.5	4.4
P211D1	S(SM)-UCP211-200D1	C(CM)-UCP211-200D1								
P211D1	S(SM)-UCP211-201D1	C(CM)-UCP211-201D1								
P211D1	S(SM)-UCP211-202D1	C(CM)-UCP211-202D1	25/64	7/16	3 5/8	5 1/8	3 15/16	7.7	7.7	9.7
P211D1	S(SM)-UCP211-203D1	C(CM)-UCP211-203D1								
P212D1	S(SM)-UCP212D1	C(CM)-UCP212D1	8	12	102	143	115	4.7	5.0	6.0
P212D1	S(SM)-UCP212-204D1	C(CM)-UCP212-204D1								
P212D1	S(SM)-UCP212-205D1	C(CM)-UCP212-205D1								
P212D1	S(SM)-UCP212-206D1	C(CM)-UCP212-206D1	5/16	15/32	4 1/32	5 5/8	4 17/32	10	11	13
P212D1	S(SM)-UCP212-207D1	C(CM)-UCP212-207D1								
P213D1	S(SM)-UCP213D1	C(CM)-UCP213D1	11	15	107	155	120	5.6	5.8	7.2
P213D1	S(SM)-UCP213-208D1	C(CM)-UCP211-208D1								
P213D1	S(SM)-UCP213-209D1	C(CM)-UCP213-209D1	7/16	19/32	4 7/32	6 3/32	4 23/32	12	13	16

Pillow blocks cast housing

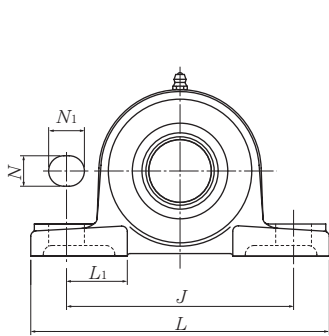
Set screw type



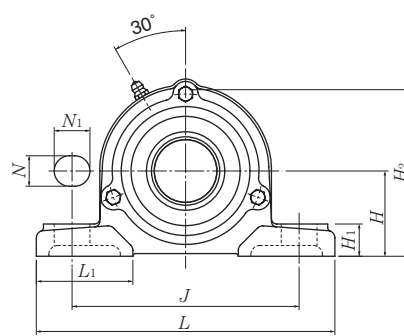
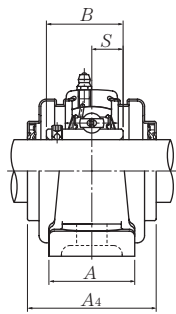
Shaft dia. mm inch	Unit number ¹⁾	Nominal dimensions											Bolt size mm inch	Bearing number
		mm					inch							
		H	L	J	A	N	N ₁	H ₁	H ₂	L ₁	B	S		
70 2 ⁵ / ₈ 2 ¹¹ / ₁₆ 2 ³ / ₄	UCP214D1 UCP214-210D1 UCP214-211D1 UCP214-212D1	79.4	266	210	72	25	28	27	157	77	74.6	30.2	M20	UC214D1 UC214-210D1 UC214-211D1 UC214-212D1
		3 ¹ / ₈	10 ¹⁵ / ₃₂	8 ⁹ / ₃₂	2 ²⁷ / ₃₂	3 ¹ / ₃₂	1 ³ / ₃₂	1 ¹ / ₁₆	6 ³ / ₁₆	3 ¹ / ₃₂	2.9370	1.189	3/4	
75 2 ¹³ / ₁₆ 2 ⁷ / ₈ 2 ¹⁵ / ₁₆ 3	UCP215D1 UCP215-213D1 UCP215-214D1 UCP215-215D1 UCP215-300D1	82.6	275	217	74	25	28	28	163	80	77.8	33.3	M20	UC215D1 UC215-213D1 UC215-214D1 UC215-215D1 UC215-300D1
		3 ¹ / ₄	10 ¹³ / ₁₆	8 ¹⁷ / ₃₂	2 ²⁹ / ₃₂	3 ¹ / ₃₂	1 ³ / ₃₂	1 ³ / ₃₂	6 ¹³ / ₃₂	3 ⁵ / ₃₂	3.0630	1.311	3/4	
80 3 ¹ / ₁₆ 3 ¹ / ₈ 3 ³ / ₁₆	UCP216D1 UCP216-301D1 UCP216-302D1 UCP216-303D1	88.9	292	232	78	25	28	30	175	85	82.6	33.3	M20	UC216D1 UC216-301D1 UC216-302D1 UC216-303D1
		3 ¹ / ₂	11 ¹ / ₂	9 ¹ / ₈	3 ¹ / ₁₆	3 ¹ / ₃₂	1 ³ / ₃₂	1 ³ / ₁₆	6 ⁷ / ₈	3 ¹¹ / ₃₂	3.2520	1.311	3/4	
85 3 ¹ / ₄ 3 ⁵ / ₁₆ 3 ⁷ / ₁₆	UCP217D1 UCP217-304D1 UCP217-305D1 UCP217-307D1	95.2	310	247	83	25	28	32	187	85	85.7	34.1	M20	UC217D1 UC217-304D1 UC217-305D1 UC217-307D1
		3 ³ / ₄	12 ⁷ / ₃₂	9 ²³ / ₃₂	3 ⁹ / ₃₂	3 ¹ / ₃₂	1 ³ / ₃₂	1 ¹ / ₄	7 ³ / ₈	3 ¹¹ / ₃₂	3.3740	1.343	3/4	
90 3 ¹ / ₂	UCP218D1 UCP218-308D1	101.6	327	262	88	27	30	33	200	90	96	39.7	M22	UC218D1 UC218-308D1
		4	12 ⁷ / ₈	10 ⁵ / ₁₆	3 ¹⁵ / ₃₂	1 ¹ / ₁₆	1 ³ / ₁₆	1 ⁵ / ₁₆	7 ⁷ / ₈	3 ¹⁷ / ₃₂	3.7795	1.563	7/8	

Remarks: 1) These numbers indicate relubricatable type. If maintenance free type is needed, please order without suffix "D1".

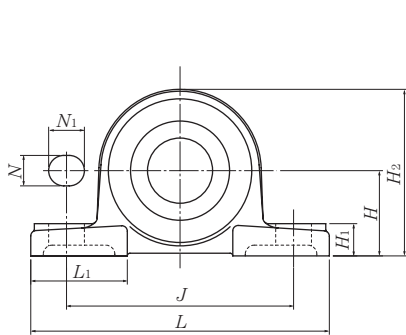
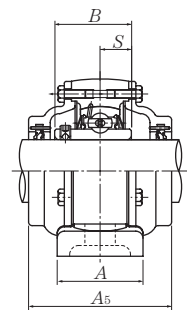
Note: Please refer to page 44 for size of grease fitting.



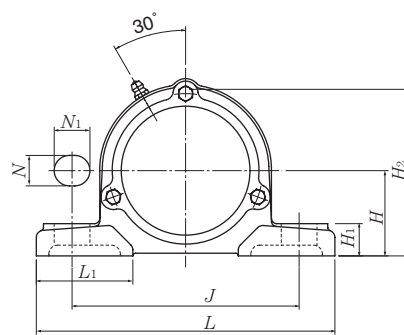
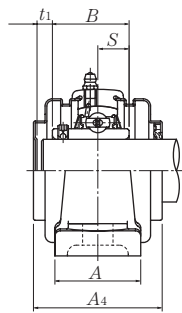
Press steel dust cover type (Open end)
S-UCP...D1



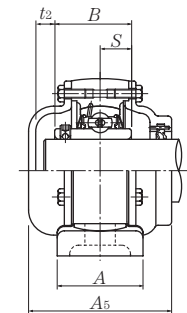
Cast dust cover type (Open end)
C-UCP...D1



Press Steel dust cover type (Close end)
SM-UCP...D1

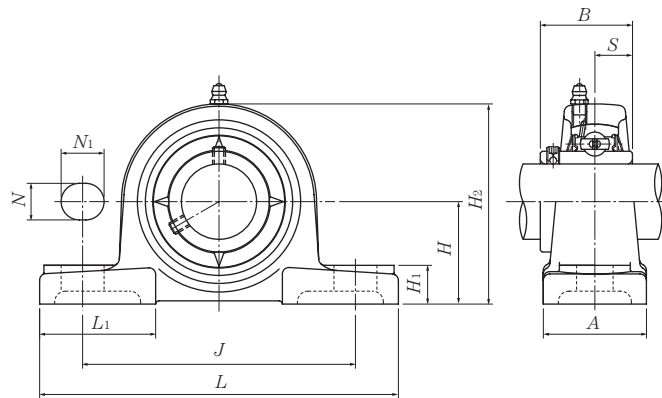


Cast dust cover type (Close end)
CM-UCP...D1



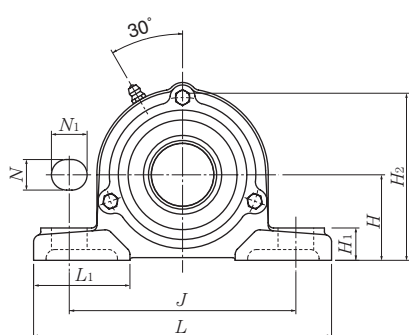
Housing number ¹⁾	Unit number ¹⁾ pressed steel dust cover type	Unit number ¹⁾ cast dust cover type	Nominal dimensions					Mass (approx.)		
			mm		inch			kg		lb
			t ₁	t ₂	A ₄	H ₃	A ₅	UCP	S(SM)	C(CM)
P214D1	—	C(CM)-UCP214D1	—	17	—	162	135	6.5	—	8.3
P214D1	—	C(CM)-UCP214-210D1	—	21/32	—	6 3/8	5 5/16	14	—	18
P214D1	—	C(CM)-UCP214-211D1	—	21/32	—	6 3/8	5 5/16	14	—	18
P214D1	—	C(CM)-UCP214-212D1	—	21/32	—	6 3/8	5 5/16	14	—	18
P215D1	—	C(CM)-UCP215D1	—	17	—	168	135	7.2	—	9.3
P215D1	—	C(CM)-UCP215-213D1	—	21/32	—	6 5/8	5 5/16	16	—	21
P215D1	—	C(CM)-UCP215-214D1	—	21/32	—	6 5/8	5 5/16	16	—	21
P215D1	—	C(CM)-UCP215-215D1	—	21/32	—	6 5/8	5 5/16	16	—	21
P215D1	—	C(CM)-UCP215-300D1	—	21/32	—	6 5/8	5 5/16	16	—	21
P216D1	—	C(CM)-UCP216D1	—	17	—	181	145	8.7	—	11
P216D1	—	C(CM)-UCP216-301D1	—	21/32	—	7 1/8	5 23/32	19	—	24
P216D1	—	C(CM)-UCP216-302D1	—	21/32	—	7 1/8	5 23/32	19	—	24
P216D1	—	C(CM)-UCP216-303D1	—	21/32	—	7 1/8	5 23/32	19	—	24
P217D1	—	C(CM)-UCP217D1	—	19	—	191	155	11	—	13
P217D1	—	C(CM)-UCP217-304D1	—	3/4	—	7 17/32	6 3/32	24	—	29
P217D1	—	C(CM)-UCP217-305D1	—	3/4	—	7 17/32	6 3/32	24	—	29
P217D1	—	C(CM)-UCP217-307D1	—	3/4	—	7 17/32	6 3/32	24	—	29
P218D1	—	C(CM)-UCP218D1	—	20	—	204	165	13	—	16
P218D1	—	C(CM) UCP218-308D1	—	25/32	—	8 1/32	6 1/2	29	—	35

Pillow blocks cast housing
Set screw type

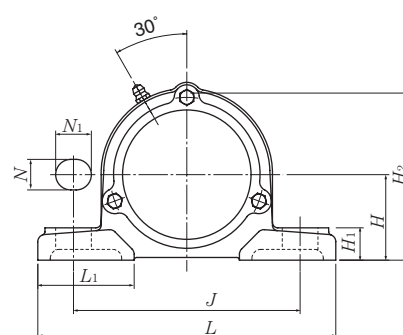
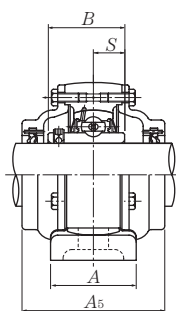


Shaft dia. mm inch	Unit number ¹⁾	Nominal dimensions											Bolt size mm inch	Bearing number
		mm					inch							
		H	L	J	A	N	N ₁	H ₁	H ₂	L ₁	B	S		
25 13/16 7/8 15/16 1	UCP305D1 UCP305-013D1 UCP305-014D1 UCP305-015D1 UCP305-100D1	45	175	132	45	17	20	15	85	54	38	15	M14	UC305D1 UC305-013D1 UC305-014D1 UC305-015D1 UC305-100D1
30 1 1/16 1 1/8 1 3/16	UCP306D1 UCP306-101D1 UCP306-102D1 UCP306-103D1	50	180	140	50	17	20	18	95	54	43	17	M14	UC306D1 UC306-101D1 UC306-102D1 UC306-103D1
35 1 1/4 1 5/16 1 3/8 1 7/16	UCP307D1 UCP307-104D1 UCP307-105D1 UCP307-106D1 UCP307-107D1	56	210	160	56	17	25	20	106	60	48	19	M14	UC307D1 UC307-104D1 UC307-105D1 UC307-106D1 UC307-107D1
40 1 1/2 1 9/16	UCP308D1 UCP308-108D1 UCP308-109D1	60	220	170	60	17	27	22	116	60	52	19	M14	UC308D1 UC308-108D1 UC308-109D1
45 1 5/8 1 11/16 1 3/4	UCP309D1 UCP309-110D1 UCP309-111D1 UCP309-112D1	67	245	190	67	20	30	24	129	65	57	22	M16	UC309D1 UC309-110D1 UC309-111D1 UC309-112D1
50 1 13/16 1 7/8 1 15/16	UCP310D1 UCP310-113D1 UCP310-114D1 UCP310-115D1	75	275	212	75	20	35	27	143	75	61	22	M16	UC310D1 UC310-113D1 UC310-114D1 UC310-115D1
55 2 2 1/16 2 1/8 2 3/16	UCP311D1 UCP311-200D1 UCP311-201D1 UCP311-202D1 UCP311-203D1	80	310	236	80	20	38	30	154	85	66	25	M16	UC311D1 UC311-200D1 UC311-201D1 UC311-202D1 UC311-203D1

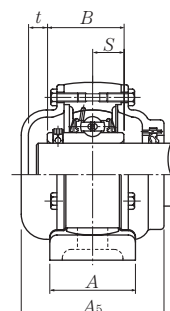
Remarks: 1) These numbers indicate relubricatable type. If maintenance free type is needed, please order without suffix "D1".
Note: Please refer to page 44 for size of grease fitting.



Cast dust cover type (Open end)
C-UCP...D1

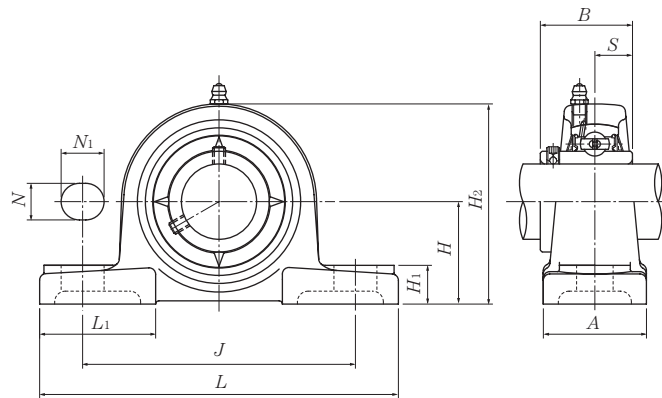


Cast dust cover type (Close end)
CM-UCP...D1



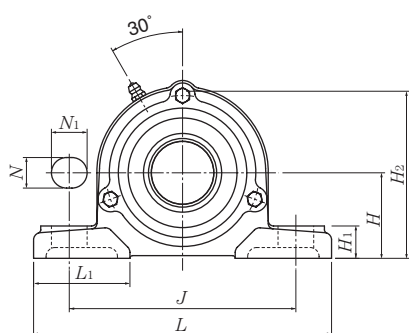
Housing number ¹⁾	Unit number ¹⁾ cast dust cover type	Nominal dimensions			Mass (approx.)	
		mm	inch		kg	lb
		<i>t</i>	<i>H₃</i>	<i>A₅</i>	UCP	C(CM)
P305D1	C(CM)-UCP305D1	12	91	80	1.4	1.8
P305D1	C(CM)-UCP305-013D1					
P305D1	C(CM)-UCP305-014D1	$15\frac{1}{32}$	$3\frac{19}{32}$	$3\frac{5}{32}$	3.1	4.0
P305D1	C(CM)-UCP305-015D1					
P305D1	C(CM)-UCP305-100D1					
P306D1	C(CM)-UCP306D1	11	105	85	1.8	2.5
P306D1	C(CM)-UCP306-101D1					
P306D1	C(CM)-UCP306-102D1	$\frac{7}{16}$	$4\frac{1}{8}$	$3\frac{11}{32}$	4.0	5.5
P306D1	C(CM)-UCP306-103D1					
P307D1	C(CM)-UCP307D1	13	115	95	2.5	3.2
P307D1	C(CM)-UCP307-104D1					
P307D1	C(CM)-UCP307-105D1	$\frac{33}{64}$	$4\frac{17}{32}$	$3\frac{3}{4}$	5.5	7.1
P307D1	C(CM)-UCP307-106D1					
P307D1	C(CM)-UCP307-107D1					
P308D1	C(CM)-UCP308D1	13	125	105	3.1	4.0
P308D1	C(CM)-UCP308-108D1	$\frac{33}{64}$	$4\frac{29}{32}$	$4\frac{1}{8}$	6.8	8.8
P308D1	C(CM)-UCP308-109D1					
P309D1	C(CM)-UCP309D1	14	140	110	4.1	5.4
P309D1	C(CM)-UCP309-110D1					
P309D1	C(CM)-UCP309-111D1	$\frac{35}{64}$	$5\frac{1}{2}$	$4\frac{11}{32}$	9.0	12
P309D1	C(CM)-UCP309-112D1					
P310D1	C(CM)-UCP310D1	15	156	120	5.6	7.0
P310D1	C(CM)-UCP310-113D1					
P310D1	C(CM)-UCP310-114D1	$\frac{19}{32}$	$6\frac{5}{32}$	$4\frac{23}{32}$	12	15
P310D1	C(CM)-UCP310-115D1					
P311D1	C(CM)-UCP311D1	15	166	125	7.3	8.8
P311D1	C(CM)-UCP311-200D1					
P311D1	C(CM)-UCP311-201D1	$\frac{19}{32}$	$6\frac{17}{32}$	$4\frac{29}{32}$	16	19
P311D1	C(CM)-UCP311-202D1					
P311D1	C(CM)-UCP311-203D1					

Pillow blocks cast housing
Set screw type

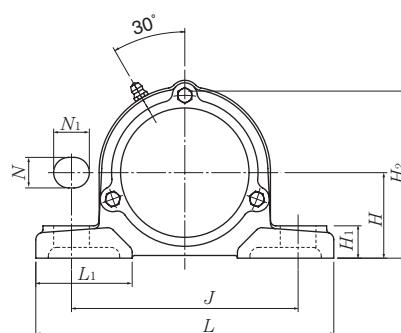
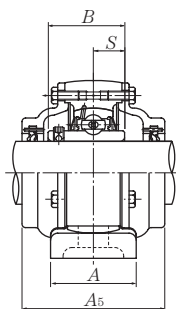


Shaft dia. mm inch	Unit number ¹⁾	Nominal dimensions											Bolt size mm inch	Bearing number
		mm					inch							
		H	L	J	A	N	N ₁	H ₁	H ₂	L ₁	B	S		
60 2 ¹ / ₄ 2 ⁵ / ₁₆ 2 ³ / ₈ 2 ⁷ / ₁₆	UCP312D1 UCP312-204D1 UCP312-205D1 UCP312-206D1 UCP312-207D1	85	330	250	85	25	38	32	165	95	71	26	M20	UC312D1 UC312-204D1 UC312-205D1 UC312-206D1 UC312-207D1
		3 ¹¹ / ₃₂	13	9 ²⁷ / ₃₂	3 ¹¹ / ₃₂	3 ¹ / ₃₂	1 ¹ / ₂	1 ¹ / ₄	6 ¹ / ₂	3 ³ / ₄	2.7953	1.024	3/4	
65 2 ¹ / ₂ 2 ⁹ / ₁₆	UCP313D1 UCP313-208D1 UCP313-209D1	90	340	260	90	25	38	33	176	105	75	30	M20	UC313D1 UC313-208D1 UC313-209D1
		3 ³⁵ / ₆₄	13 ³ / ₈	10 ¹ / ₄	3 ¹⁷ / ₃₂	3 ¹ / ₃₂	1 ¹ / ₂	1 ⁵ / ₁₆	6 ¹⁵ / ₁₆	4 ¹ / ₈	2.9528	1.181	3/4	
70 2 ⁵ / ₈ 2 ¹¹ / ₁₆ 2 ³ / ₄	UCP314D1 UCP314-210D1 UCP314-211D1 UCP314-212D1	95	360	280	90	27	40	35	187	105	78	33	M22	UC314D1 UC314-210D1 UC314-211D1 UC314-212D1
		3 ⁴⁷ / ₆₄	14 ³ / ₁₆	11 ¹ / ₃₂	3 ¹⁷ / ₃₂	1 ¹ / ₁₆	1 ⁹ / ₁₆	1 ³ / ₈	7 ³ / ₈	4 ¹ / ₈	3.0709	1.299	7/8	
75 2 ¹³ / ₁₆ 2 ⁷ / ₈ 2 ¹⁵ / ₁₆ 3	UCP315D1 UCP315-213D1 UCP315-214D1 UCP315-215D1 UCP315-300D1	100	380	290	100	27	40	35	198	110	82	32	M22	UC315D1 UC315-213D1 UC315-214D1 UC315-215D1 UC315-300D1
		3 ¹⁵ / ₁₆	14 ³¹ / ₃₂	11 ¹³ / ₃₂	3 ¹⁵ / ₁₆	1 ¹ / ₁₆	1 ⁹ / ₁₆	1 ³ / ₈	7 ²⁵ / ₃₂	4 ¹¹ / ₃₂	3.2283	1.260	7/8	
80 3 ¹ / ₁₆ 3 ¹ / ₈ 3 ³ / ₁₆	UCP316D1 UCP316-301D1 UCP316-302D1 UCP316-303D1	106	400	300	110	27	40	40	210	110	86	34	M22	UC316D1 UC316-301D1 UC316-302D1 UC316-303D1
		4 ¹¹ / ₆₄	15 ³ / ₄	11 ¹³ / ₁₆	4 ¹¹ / ₃₂	1 ¹ / ₁₆	1 ⁹ / ₁₆	1 ⁹ / ₁₆	8 ⁹ / ₃₂	4 ¹¹ / ₃₂	3.3858	1.339	7/8	
85 3 ¹ / ₄ 3 ⁵ / ₁₆ 3 ⁷ / ₁₆	UCP317D1 UCP317-304D1 UCP317-305D1 UCP317-307D1	112	420	320	110	33	45	40	220	120	96	40	M27	UC317D1 UC317-304D1 UC317-305D1 UC317-307D1
		4 ¹³ / ₃₂	16 ¹⁷ / ₃₂	12 ¹⁹ / ₃₂	4 ¹¹ / ₃₂	1 ⁵ / ₁₆	1 ²⁵ / ₃₂	1 ⁹ / ₁₆	8 ²¹ / ₃₂	4 ²³ / ₃₂	3.7795	1.575	1	
90 3 ⁷ / ₁₆ 3 ¹ / ₂	UCP318D1 UCP318-307D1 UCP318-308D1	118	430	330	110	33	45	45	235	120	96	40	M27	UC318D1 UC318-307D1 UC318-308D1
		4 ⁴¹ / ₆₄	16 ¹⁵ / ₁₆	13	4 ¹¹ / ₃₂	1 ⁵ / ₁₆	1 ²⁵ / ₃₂	1 ²⁵ / ₃₂	9 ¹ / ₄	4 ²³ / ₃₂	3.7795	1.575	1	
95 3 ⁵ / ₈ 3 ¹¹ / ₁₆ 3 ³ / ₄	UCP319D1 UCP319-310D1 UCP319-311D1 UCP319-312D1	125	470	360	120	36	50	45	250	125	103	41	M30	UC319D1 UC319-310D1 UC319-311D1 UC319-312D1
		4 ⁵⁹ / ₆₄	18 ¹ / ₂	14 ³ / ₁₆	4 ²³ / ₃₂	1 ¹³ / ₃₂	1 ³¹ / ₃₂	1 ²⁵ / ₃₂	9 ²⁷ / ₃₂	4 ²⁹ / ₃₂	4.0551	1.614	1 ¹ / ₈	

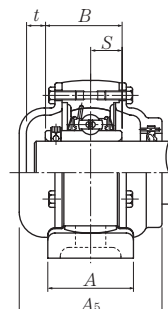
Remarks: 1) These numbers indicate relubricatable type. If maintenance free type is needed, please order without suffix "D1".
Note: Please refer to page 44 for size of grease fitting.



Cast dust cover type (Open end)
C-UCP...D1

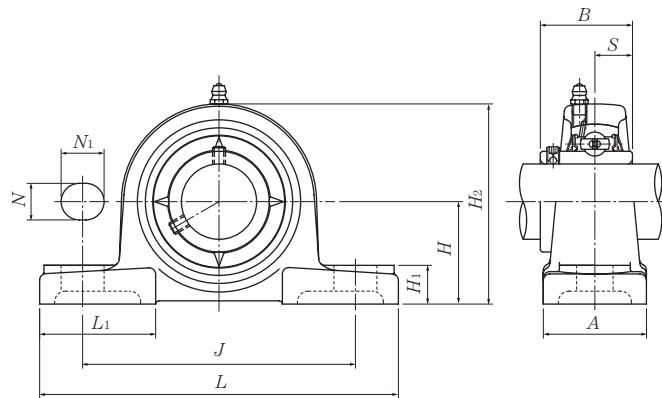


Cast dust cover type (Close end)
CM-UCP...D1



Housing number ¹⁾	Unit number ¹⁾ cast dust cover type	Nominal dimensions			Mass (approx.)	
		mm	inch		kg	lb
		t	H ₃	A ₅	UCP	C(CM)
P312D1	C(CM)-UCP312D1	16	179	135	9.4	11
P312D1	C(CM)-UCP312-204D1					
P312D1	C(CM)-UCP312-205D1					
P312D1	C(CM)-UCP312-206D1	5/8	7 1/16	5 5/16	21	24
P312D1	C(CM)-UCP312-207D1					
P313D1	C(CM)-UCP313D1	19	190	140	10	12
P313D1	C(CM)-UCP313-208D1					
P313D1	C(CM)-UCP313-209D1	3/4	7 15/32	5 1/2	22	26
P314D1	C(CM)-UCP314D1	19	200	140	12	14
P314D1	C(CM)-UCP314-210D1					
P314D1	C(CM)-UCP314-211D1	3/4	7 7/8	5 1/2	26	31
P314D1	C(CM)-UCP314-212D1					
P315D1	C(CM)-UCP315D1	19	210	150	14	17
P315D1	C(CM)-UCP315-213D1					
P315D1	C(CM)-UCP315-214D1					
P315D1	C(CM)-UCP315-215D1	3/4	8 9/32	5 29/32	31	37
P315D1	C(CM)-UCP315-300D1					
P316D1	C(CM)-UCP316D1	18	221	155	17	21
P316D1	C(CM)-UCP316-301D1					
P316D1	C(CM)-UCP316-302D1	23/32	8 11/16	6 3/32	37	46
P316D1	C(CM)-UCP316-303D1					
P317D1	C(CM)-UCP317D1	21	235	170	19	24
P317D1	C(CM)-UCP317-304D1					
P317D1	C(CM)-UCP317-305D1	13/16	9 1/4	6 11/16	42	53
P317D1	C(CM)-UCP317-307D1					
P318D1	C(CM)-UCP318D1	21	246	170	22	27
P318D1	C(CM)-UCP318-307D1					
P318D1	C(CM)-UCP318-308D1	13/16	9 11/16	6 11/16	49	60
P319D1	C(CM)-UCP319D1	20	258	180	26	32
P319D1	C(CM)-UCP319-310D1					
P319D1	C(CM)-UCP319-311D1	25/32	10 5/32	7 3/32	57	71
P319D1	C(CM)-UCP319-312D1					

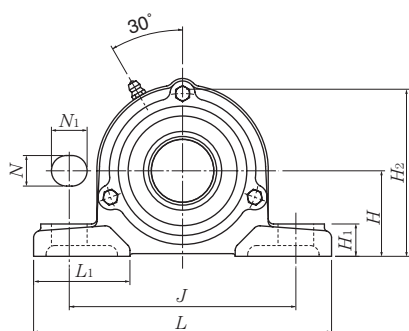
Pillow blocks cast housing
Set screw type



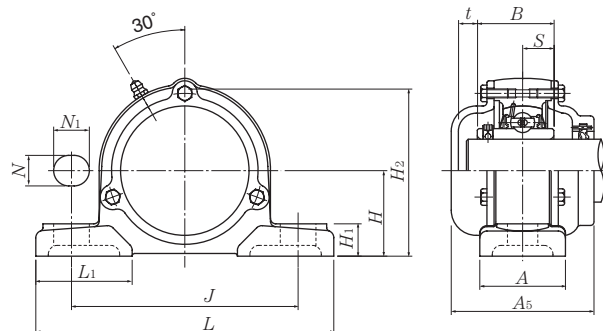
Shaft dia. mm inch	Unit number ¹⁾	Nominal dimensions											Bolt size mm inch	Bearing number
		mm					inch							
		H	L	J	A	N	N ₁	H ₁	H ₂	L ₁	B	S		
100	UCP320D1	140	490	380	120	36	50	50	275	130	108	42	M30	UC320D1
3¹³/₁₆	UCP320-313D1													UC320-313D1
3⁷/₈	UCP320-314D1													UC320-314D1
3¹⁵/₁₆	UCP320-315D1													UC320-315D1
4	UCP320-400D1													UC320-400D1
105	UCP321D1	140	490	380	120	36	50	50	280	130	112	44	M30	UC321D1
110	UCP322D1	150	520	400	140	40	55	55	300	135	117	46	M33	UC322D1
120	UCP324D1	160	570	450	140	40	55	65	320	140	126	51	M33	UC324D1
130	UCP326D1	180	600	480	140	40	55	75	355	140	135	54	M33	UC326D1
140	UCP328D1	200	620	500	140	40	55	75	390	140	145	59	M33	UC328D1

Remarks: 1) These numbers indicate relubricatable type. If maintenance free type is needed, please order without suffix "D1".

Note: Please refer to page 44 for size of grease fitting.



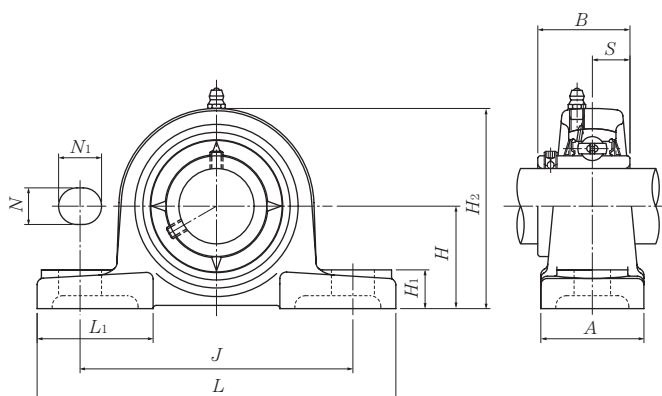
Cast dust cover type (Open end)
C-UCP...D1



Cast dust cover type (Close end)
CM-UCP...D1

Housing number ¹⁾	Unit number ¹⁾ cast dust cover type	Nominal dimensions			Mass (approx.)	
		mm		inch	kg	lb
		t	H ₃	A ₅	UCP	C(CM)
P320D1	C(CM)-UCP320D1	20	283	190	33	39
P320D1	C(CM)-UCP320-313D1					
P320D1	C(CM)-UCP320-314D1					
P320D1	C(CM)-UCP320-315D1	25 ⁵ / ₃₂	11 ⁵ / ₃₂	7 ¹⁵ / ₃₂	73	86
P320D1	C(CM)-UCP320-400D1					
P321D1	C(CM)-UCP321D1	20	290	195	35	42
P322D1	C(CM)-UCP322D1	20	313	200	43	52
P324D1	C(CM)-UCP324D1	22	335	215	50	67
P326D1	C(CM)-UCP326D1	21	375	225	69	83
P328D1	C(CM)-UCP328D1	21	407	235	84	99

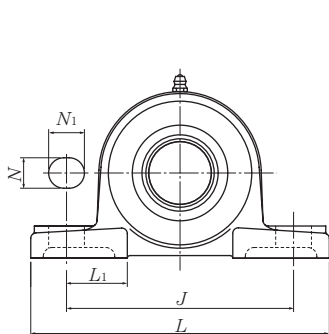
Pillow blocks cast housing Set screw type



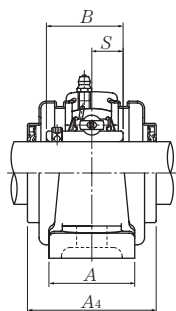
Shaft dia. mm inch	Unit number ¹⁾	Nominal dimensions											Bolt size mm inch	Bearing number
		mm					inch							
		H	L	J	A	N	N ₁	H ₁	H ₂	L ₁	B	S		
25 13/16 7/8 15/16 1	UCPX05D1 UCPX05-013D1 UCPX05-014D1 UCPX05-015D1 UCPX05-100D1	44.4 1 3/4	159 6 1/4	119 4 11/16	51 2	17 2 1/32	20 25/32	18 23/32	85 3 11/32	50 1 31/32	38.1 1.5000	15.9 0.626	M14 1/2	UCX05D1 UCX05-013D1 UCX05-014D1 UCX05-015D1 UCX05-100D1
30 1 1/16 1 1/8 1 3/16 1 1/4	UCPX06D1 UCPX06-101D1 UCPX06-102D1 UCPX06-103D1 UCPX06-104D1	47.6 1 7/8	175 6 7/8	127 5	57 2 1/4	17 2 1/32	20 25/32	20 25/32	93 3 21/32	54 2 1/8	42.9 1.6890	17.5 0.689	M14 1/2	UCX06D1 UCX06-101D1 UCX06-102D1 UCX06-103D1 UC207-104D1
35 1 5/16 1 3/8 1 7/16	UCPX07D1 UCPX07-105D1 UCPX07-106D1 UCPX07-107D1	54 2 1/8	203 8	144 5 21/32	57 2 1/4	17 2 1/32	20 25/32	21 13/16	105 4 1/8	60 2 3/8	49.2 1.9370	19 0.748	M14 1/2	UCX07D1 UCX07-105D1 UCX07-106D1 UCX07-107D1
40 1 1/2 1 9/16	UCPX08D1 UCPX08-108D1 UCPX08-109D1	58.7 2 5/16	222 8 3/4	156 6 5/32	67 2 5/8	20 25/32	23 29/32	26 1 1/32	111 4 3/8	65 2 9/16	49.2 1.9370	19 0.748	M16 5/8	UCX08D1 UCX08-108D1 UCX08-109D1
45 1 5/8 1 11/16 1 3/4 1 13/16	UCPX09D1 UCPX09-110D1 UCPX09-111D1 UCPX09-112D1 UCPX09-113D1	58.7 2 5/16	222 8 3/4	156 6 5/32	67 2 5/8	20 25/32	23 29/32	26 1 1/32	116 4 9/16	65 2 9/16	51.6 2.0315	19 0.748	M16 5/8	UCX09D1 UCX09-110D1 UCX09-111D1 UCX09-112D1 UC210-113D1
50 1 7/8 1 15/16 2	UCPX10D1 UCPX10-114D1 UCPX10-115D1 UCPX10-200D1	63.5 2 1/2	241 9 1/2	171 6 23/32	73 2 7/8	20 25/32	23 29/32	27 1 1/16	126 4 31/32	70 2 3/4	55.6 2.1890	22.2 0.874	M16 5/8	UCX10D1 UCX10-114D1 UCX10-115D1 UC211-200D1

Remarks: 1) These numbers indicate relubricatable type. If maintenance free type is needed, please order without suffix "D1".

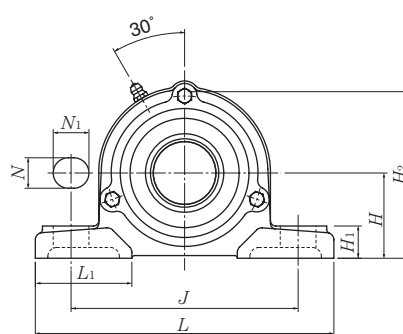
Note: Please refer to page 44 for size of grease fitting.



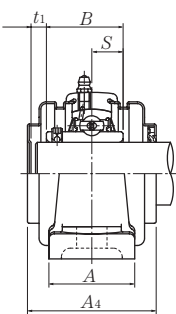
Press steel dust cover type (Open end)
S-UCP...D1



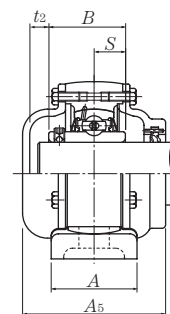
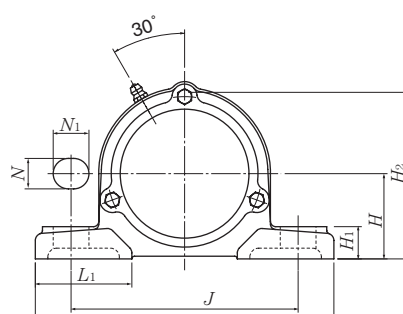
Cast dust cover type (Open end)
C-UCP...D1



Press Steel dust cover type (Close end)
SM-UCP...D1

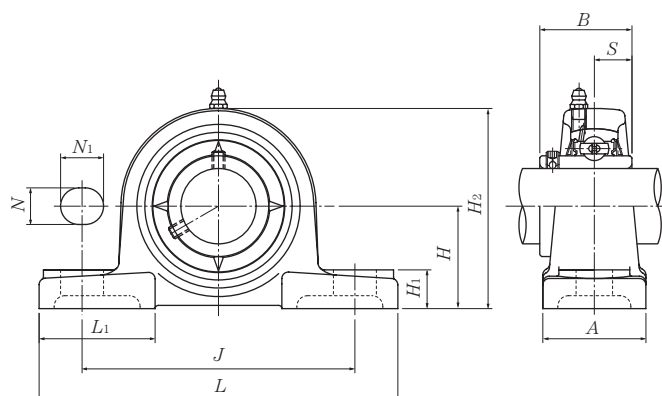


Cast dust cover type (Close end)
CM-UCP...D1



Housing number ¹⁾	Unit number ¹⁾ pressed steel dust cover type	Unit number ¹⁾ cast dust cover type	Nominal dimensions					Mass of unit (approx.)		
			mm		inch			kg		lb
			t ₁	t ₂	A ₄	H ₃	A ₅	UCPX	S(SM)	C(CM)
PX05D1	S(SM)-UCPX05D1	C(CM)-UCPX05D1	7	11	62	89	75	1.4	1.5	1.8
PX05D1	S(SM)-UCPX05-013D1	C(CM)-UCPX05-013D1								
PX05D1	S(SM)-UCPX05-014D1	C(CM)-UCPX05-014D1								
PX05D1	S(SM)-UCPX05-015D1	C(CM)-UCPX05-015D1	9/32	7/16	27/16	3 1/2	2 15/16	3.1	3.3	4.0
PX05D1	S(SM)-UCPX05-100D1	C(CM)-UCPX05-100D1								
PX06D1	S(SM)-UCPX06D1	C(CM)-UCPX06D1	8	10	72	99	80	1.9	2.0	2.4
PX06D1	S(SM)-UCPX06-101D1	C(CM)-UCPX06-101D1								
PX06D1	S(SM)-UCPX06-102D1	C(CM)-UCPX06-102D1								
PX06D1	S(SM)-UCPX06-103D1	C(CM)-UCPX06-103D1	5/16	25/64	2 27/32	3 29/32	3 5/32	4.2	4.4	5.3
PX06D1	S(SM)-UCPX06-104D1	C(CM)-UCPX06-104D1								
PX07D1	S(SM)-UCPX07D1	C(CM)-UCPX07D1	8	9	82	110	90	2.4	2.6	3.3
PX07D1	S(SM)-UCPX07-105D1	C(CM)-UCPX07-105D1								
PX07D1	S(SM)-UCPX07-106D1	C(CM)-UCPX07-106D1	5/16	23/32	3 7/32	4 11/32	3 17/32	5.3	5.7	7.3
PX07D1	S(SM)-UCPX07-107D1	C(CM)-UCPX07-107D1								
PX08D1	S(SM)-UCPX08D1	C(CM)-UCPX08D1	8	12	82	118	95	2.9	3.1	3.8
PX08D1	S(SM)-UCPX08-108D1	C(CM)-UCPX08-108D1								
PX08D1	S(SM)-UCPX08-109D1	C(CM)-UCPX08-109D1	5/16	15/32	3 7/32	4 41/64	3 3/4	6.4	6.8	8.4
PX09D1	S(SM)-UCPX09D1	C(CM)-UCPX09D1	8	12	87	120	100	3.2	3.5	4.2
PX09D1	S(SM)-UCPX09-110D1	C(CM)-UCPX09-110D1								
PX09D1	S(SM)-UCPX09-111D1	C(CM)-UCPX09-111D1								
PX09D1	S(SM)-UCPX09-112D1	C(CM)-UCPX09-112D1	5/16	15/32	3 7/16	4 23/32	3 15/16	7.1	7.7	9.3
PX09D1	S(SM)-UCPX09-113D1	C(CM)-UCPX09-113D1								
PX10D1	S(SM)-UCPX10D1	C(CM)-UCPX10D1	10	11	92	130	100	4.1	4.5	5.4
PX10D1	S(SM)-UCPX10-114D1	C(CM)-UCPX10-114D1								
PX10D1	S(SM)-UCPX10-115D1	C(CM)-UCPX10-115D1	25/64	7/16	3 5/8	5 1/8	3 15/16	9.0	9.9	12
PX10D1	S(SM)-UCPX10-200D1	C(CM)-UCPX10-200D1								

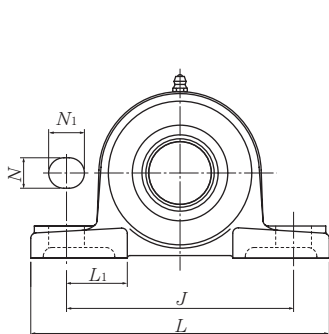
Pillow blocks cast housing Set screw type



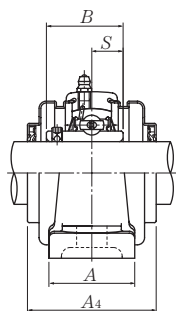
Shaft dia. mm inch	Unit number ¹⁾	Nominal dimensions											Bolt size mm inch	Bearing number
		mm					inch							
		H	L	J	A	N	N ₁	H ₁	H ₂	L ₁	B	S		
55 2 ¹ / ₁₆ 2 ¹ / ₈ 2 ³ / ₁₆ 2 ¹ / ₄ 2 ⁵ / ₁₆	UCPX11D1 UCPX11-201D1 UCPX11-202D1 UCPX11-203D1 UCPX11-204D1 UCPX11-205D1	69.8 2 ³ / ₄	260 10 ¹ / ₄	184 7 ¹ / ₄	79 3 ¹ / ₈	25 3 ¹ / ₂	28 1 ³ / ₂	30 1 ³ / ₁₆	137 5 ¹³ / ₃₂	75 2 ¹⁵ / ₁₆	65.1 2.5630	25.4 1.000	M20 3/4	UCX11D1 UCX11-201D1 UCX11-202D1 UCX11-203D1 UC212-204D1 UC212-205D1
60 2 ³ / ₈ 2 ⁷ / ₁₆	UCPX12D1 UCPX12-206D1 UCPX12-207D1	76.2 3	286 11 ¹ / ₄	203 8	83 3 ⁹ / ₃₂	25 3 ¹ / ₂	28 1 ³ / ₂	33 1 ⁵ / ₁₆	151 5 ¹⁵ / ₁₆	80 3 ⁵ / ₃₂	65.1 2.5630	25.4 1.000	M20 3/4	UCX12D1 UCX12-206D1 UCX12-207D1
65 2 ¹ / ₂ 2 ⁹ / ₁₆	UCPX13D1 UCPX13-208D1 UCPX13-209D1	76.2 3	286 11 ¹ / ₄	203 8	83 3 ⁹ / ₃₂	25 3 ¹ / ₂	28 1 ³ / ₂	33 1 ⁵ / ₁₆	154 6 ¹ / ₁₆	80 3 ⁵ / ₃₂	74.6 2.9370	30.2 1.189	M20 3/4	UCX13D1 UCX13-208D1 UCX13-209D1
70 2 ⁵ / ₈ 2 ¹¹ / ₁₆ 2 ³ / ₄	UCPX14D1 UCPX14-210D1 UCPX14-211D1 UCPX14-212D1	88.9 3 ¹ / ₂	330 13	229 9 ¹ / ₃₂	89 3 ¹ / ₂	27 1 ¹ / ₁₆	30 1 ³ / ₁₆	35 1 ³ / ₈	170 6 ¹¹ / ₁₆	95 3 ³ / ₄	77.8 3.0630	33.3 1.311	M22 7/8	UCX14D1 UCX14-210D1 UCX14-211D1 UCX14-212D1
75 2 ¹³ / ₁₆ 2 ⁷ / ₈ 2 ¹⁵ / ₁₆ 3	UCPX15D1 UCPX15-213D1 UCPX15-214D1 UCPX15-215D1 UCPX15-300D1	88.9 3 ¹ / ₂	330 13	229 9 ¹ / ₃₂	89 3 ¹ / ₂	27 1 ¹ / ₁₆	30 1 ³ / ₁₆	35 1 ³ / ₈	175 6 ⁷ / ₈	95 3 ³ / ₄	82.6 3.2520	33.3 1.311	M22 7/8	UCX15D1 UCX15-213D1 UCX15-214D1 UCX15-215D1 UCX15-300D1
80 3 ¹ / ₁₆ 3 ¹ / ₈ 3 ³ / ₁₆ 3 ¹ / ₄	UCPX16D1 UCPX16-301D1 UCPX16-302D1 UCPX16-303D1 UCPX16-304D1	101.6 4	381 15	283 11 ⁵ / ₃₂	102 4 ¹ / ₃₂	27 1 ¹ / ₁₆	30 1 ³ / ₁₆	40 1 ⁹ / ₁₆	194 7 ⁵ / ₈	110 4 ¹¹ / ₃₂	85.7 3.3740	34.1 1.343	M22 7/8	UCX16D1 UCX16-301D1 UCX16-302D1 UCX16-303D1 UC217-304D1

Remarks: 1) These numbers indicate relubricatable type. If maintenance free type is needed, please order without suffix "D1".

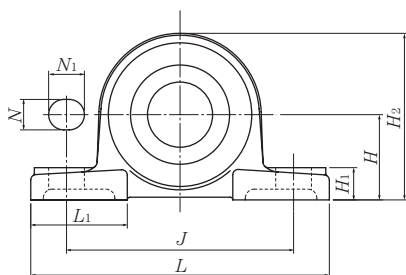
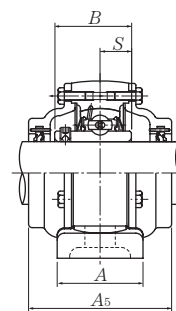
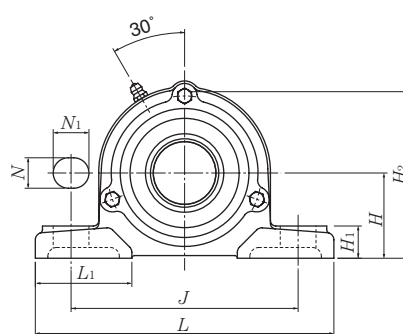
Note: Please refer to page 44 for size of grease fitting.



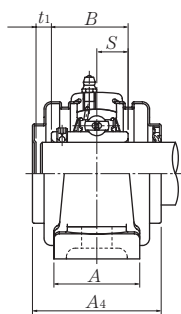
Press steel dust cover type (Open end)
S-UCP...D1



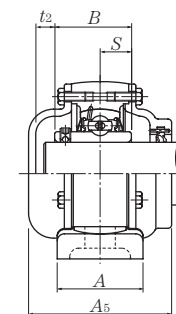
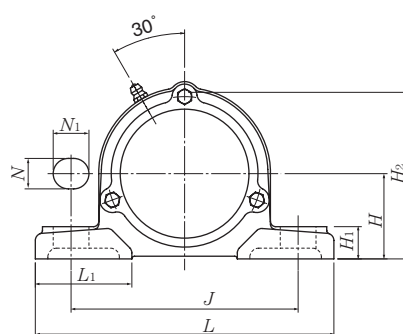
Cast dust cover type (Open end)
C-UCP...D1



Press Steel dust cover type (Close end)
SM-UCP...D1

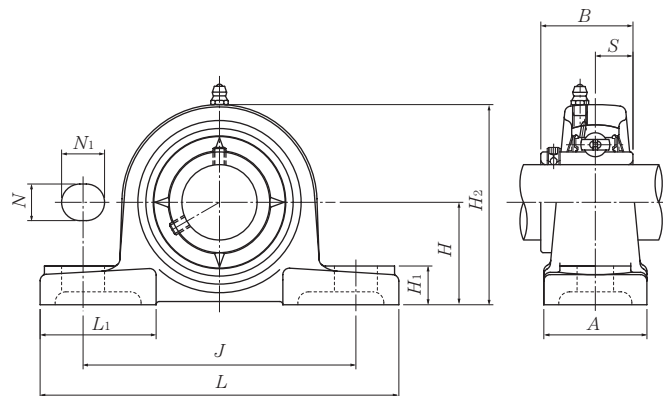


Cast dust cover type (Close end)
CM-UCP...D1



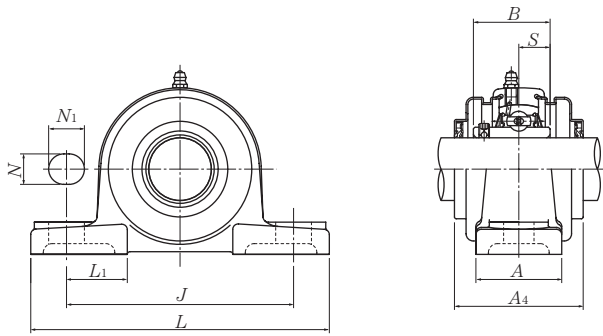
Housing number ¹⁾	Unit number ¹⁾ pressed steel dust cover type	Unit number ¹⁾ cast dust cover type	Nominal dimensions					Mass (approx.)		
			mm		inch			kg		lb
			t ₁	t ₂	A ₄	H ₃	A ₅	UCPX	S(SM)	C(CM)
PX11D1	S(SM)-UCPX11D1	C(CM)-UCPX11D1	8	12	102	144	115	5.4	5.8	6.9
PX11D1	S(SM)-UCPX11-201D1	C(CM)-UCPX11-201D1								
PX11D1	S(SM)-UCPX11-202D1	C(CM)-UCPX11-202D1								
PX11D1	S(SM)-UCPX11-203D1	C(CM)-UCPX11-203D1	5/16	15/32	4 1/32	5 21/32	4 17/32	12	13	15
PX11D1	S(SM)-UCPX11-204D1	C(CM)-UCPX11-204D1								
PX11D1	S(SM)-UCPX11-205D1	C(CM)-UCPX11-205D1								
PX12D1	S(SM)-UCPX12D1	C(CM)-UCPX12D1	11	15	107	155	120	6.8	7.3	8.6
PX12D1	S(SM)-UCPX12-206D1	C(CM)-UCPX12-206D1								
PX12D1	S(SM)-UCPX12-207D1	C(CM)-UCPX12-207D1	7/16	19/32	4 7/32	6 3/32	4 23/32	15	16	19
PX13D1	—	C(CM)-UCPX13D1	—	17	—	159	135	7.2	—	9.4
PX13D1	—	C(CM)-UCPX13-208D1	—	2 1/32	—	6 1/4	5 5/16	16	—	21
PX13D1	—	C(CM)-UCPX13-209D1	—	—	—	—	—	—	—	—
PX14D1	—	C(CM)-UCPX14D1	—	17	—	175	135	9.3	—	12
PX14D1	—	C(CM)-UCPX14-210D1	—	—	—	—	—	—	—	—
PX14D1	—	C(CM)-UCPX14-211D1	—	2 1/32	—	6 7/8	5 5/16	21	—	26
PX14D1	—	C(CM)-UCPX14-212D1	—	—	—	—	—	—	—	—
PX15D1	—	C(CM)-UCPX15D1	—	17	—	181	145	10	—	13
PX15D1	—	C(CM)-UCPX15-213D1	—	—	—	—	—	—	—	—
PX15D1	—	C(CM)-UCPX15-214D1	—	—	—	—	—	—	—	—
PX15D1	—	C(CM)-UCPX15-215D1	—	2 1/32	—	7 1/8	5 23/32	22	—	29
PX15D1	—	C(CM)-UCPX15-300D1	—	—	—	—	—	—	—	—
PX16D1	—	C(CM)-UCPX16D1	—	19	—	198	155	14	—	17
PX16D1	—	C(CM)-UCPX16-301D1	—	—	—	—	—	—	—	—
PX16D1	—	C(CM)-UCPX16-302D1	—	—	—	—	—	—	—	—
PX16D1	—	C(CM)-UCPX16-303D1	—	3/4	—	7 25/32	6 3/32	31	—	37
PX16D1	—	C(CM)-UCPX16-304D1	—	—	—	—	—	—	—	—

Pillow blocks cast housing Set screw type

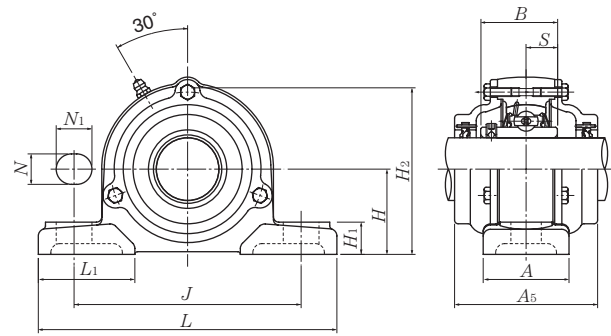


Shaft dia. mm inch	Unit number ¹⁾	Nominal dimensions											Bolt size mm inch	Bearing number
		mm					inch							
		H	L	J	A	N	N ₁	H ₁	H ₂	L ₁	B	S		
85 3 ⁵ / ₁₆ 3 ⁷ / ₁₆	UCPX17D1 UCPX17-305D1 UCPX17-307D1	101.6	381	283	102	27	30	40	200	110	96	39.7	M22	UCX17D1 UCX17-305D1 UCX17-307D1
		4	15	11 ⁵ / ₃₂	4 ¹ / ₃₂	1 ¹ / ₁₆	1 ³ / ₁₆	1 ⁹ / ₁₆	7 ⁷ / ₈	4 ¹¹ / ₃₂	3.7795	1.563	7/8	
90 3 ⁷ / ₁₆ 3 ¹ / ₂	UCPX18D1 UCPX18-307D1 UCPX18-308D1	101.6	381	283	111	27	30	40	206	110	104	42.9	M22	UCX18D1 UCX18-307D1 UCX18-308D1
		4	15	11 ⁵ / ₃₂	4 ³ / ₈	1 ¹ / ₁₆	1 ³ / ₁₆	1 ⁹ / ₁₆	8 ¹ / ₈	4 ¹¹ / ₃₂	4.0945	1.689	7/8	
100 3 ¹³ / ₁₆ 3 ⁷ / ₈ 3 ¹⁵ / ₁₆ 4	UCPX20D1 UCPX20-313D1 UCPX20-314D1 UCPX20-315D1 UCPX20-400D1	127	432	337	121	33	36	45	244	125	117.5	49.2	M27	UCX20D1 UCX20-313D1 UCX20-314D1 UCX20-315D1 UCX20-400D1
		5	17	13 ⁹ / ₃₂	4 ³ / ₄	1 ⁵ / ₁₆	1 ¹³ / ₃₂	1 ²⁵ / ₃₂	9 ¹⁹ / ₃₂	4 ²⁹ / ₃₂	4.6260	1.937	1	

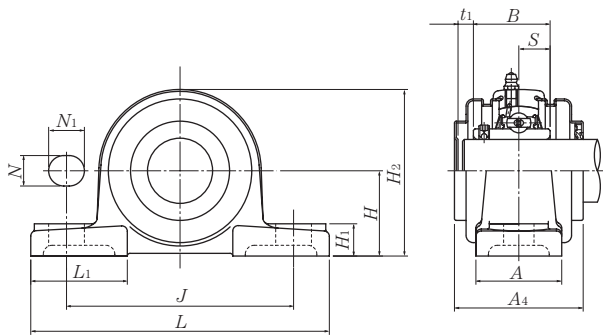
Remarks: 1) These numbers indicate relubricatable type. If maintenance free type is needed, please order without suffix "D1".
Note: Please refer to page 44 for size of grease fitting.



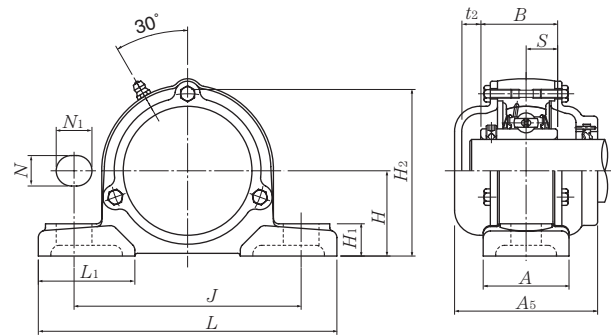
Press steel dust cover type (Open end)
S-UCP...D1



Cast dust cover type (Open end)
C-UCP...D1



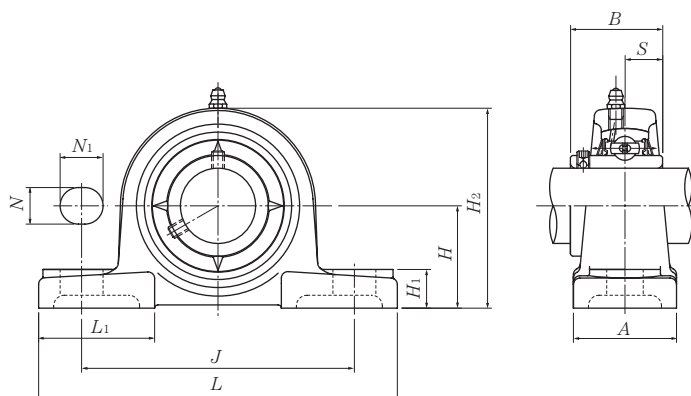
Press Steel dust cover type (Close end)
SM-UCP...D1



Cast dust cover type (Close end)
CM-UCP...D1

Housing number ¹⁾	Unit number ¹⁾ pressed steel dust cover type	Unit number ¹⁾ cast dust cover type	Nominal dimensions					Mass (approx.)		
			mm		inch			kg		lb
			t ₁	t ₂	A ₄	H ₃	A ₅	UCPX	S(SM)	C(CM)
PX17D1	—	C(CM)-UCPX17D1	—	20	—	204	165	15	—	19
PX17D1	—	C(CM)-UCPX17-305D1	—	25/32	—	8 1/32	6 1/2	33	—	42
PX17D1	—	C(CM)-UCPX17-307D1	—	—	—	—	—	—	—	—
PX18D1	—	C(CM)-UCPX18D1	—	22	—	208	180	16	—	21
PX18D1	—	C(CM)-UCPX18-307D1	—	7/8	—	8 3/16	7 3/32	35	—	46
PX18D1	—	C(CM)-UCPX18-308D1	—	—	—	—	—	—	—	—
PX20D1	—	C(CM)-UCPX20D1	—	23	—	244	195	25	—	29
PX20D1	—	C(CM)-UCPX20-313D1	—	—	—	—	—	—	—	—
PX20D1	—	C(CM)-UCPX20-314D1	—	29/32	—	9 39/64	7 11/16	55	—	64
PX20D1	—	C(CM)-UCPX20-315D1	—	—	—	—	—	—	—	—
PX20D1	—	C(CM)-UCPX20-400D1	—	—	—	—	—	—	—	—

Pillow blocks cast housing low center height Set screw type



Shaft dia. mm inch	Unit number ^{1) 2) 3)}	Nominal dimensions											Bolt size mm inch	Bearing number
		mm					inch							
		H	L	J	A	N	N ₁	H ₁	H ₂	L ₁	B	S		
20 3/4	UCPL204D1 UCPL204-012D1	31.75 1 1/4	127 5	95 3 3/4	38 1 1/2	13 1/2	16 5/8	14 9/16	64 2 17/32	42 1 21/32	31 1.2205	12.7 0.500	M10 3/8	UC204D1 UC204-012D1
25 13/16 7/8 15/16 1	UCPL205D1 UCPL205-013D1 UCPL205-014D1 UCPL205-015D1 UCPL205-100D1	33.34 1 5/16	140 5 1/2	105 4 1/8	38 1 1/2	13 1/2	16 5/8	15 19/32	68 2 11/16	42 1 21/32	34.1 1.3425	14.3 0.563	M10 3/8	UC205D1 UC205-013D1 UC205-014D1 UC205-015D1 UC205-100D1
30 1 1/16 1 1/8 1 3/16 1 1/4	UCPL206D1 UCPL206-101D1 UCPL206-102D1 UCPL206-103D1 UCPL206-104D1	39.69 1 9/16	165 6 1/2	121 4 3/4	48 1 7/8	17 21/32	20 25/32	17 21/32	80 3 5/32	54 2 1/8	38.1 1.5000	15.9 0.626	M14 1/2	UC206D1 UC206-101D1 UC206-102D1 UC206-103D1 UC206-104D1
35 1 1/4 1 5/16 1 3/8 1 7/16	UCPL207D1 UCPL207-104D1 UCPL207-105D1 UCPL207-106D1 UCPL207-107D1	46.04 1 13/16	167 6 9/16	127 5	48 1 7/8	17 21/32	20 25/32	18 23/32	91 3 19/32	54 2 1/8	42.9 1.6890	17.5 0.689	M14 1/2	UC207D1 UC207-104D1 UC207-105D1 UC207-106D1 UC207-107D1
45 1 5/8 1 11/16 1 3/4	UCPL209D1 UCPL209-110D1 UCPL209-111D1 UCPL209-112D1	52.39 2 1/16	190 7 15/32	146 5 3/4	54 2 1/8	17 21/32	20 25/32	20 25/32	104 4 3/32	60 2 3/8	49.2 1.9370	19 0.748	M14 1/2	UC209D1 UC209-110D1 UC209-111D1 UC209-112D1
50 1 13/16 1 7/8 1 15/16 2	UCPL210D1 UCPL210-113D1 UCPL210-114D1 UCPL210-115D1 UCPL210-200D1	55.56 2 3/16	206 8 1/8	159 6 1/4	60 2 3/8	20 25/32	23 29/32	21 13/16	112 4 13/32	65 2 9/16	51.6 2.0315	19 0.748	M16 5/8	UC210D1 UC210-113D1 UC210-114D1 UC210-115D1 UC210-200D1

Remarks: 1) These numbers indicate relubricatable type. If maintenance free type is needed, please order without suffix "D1".

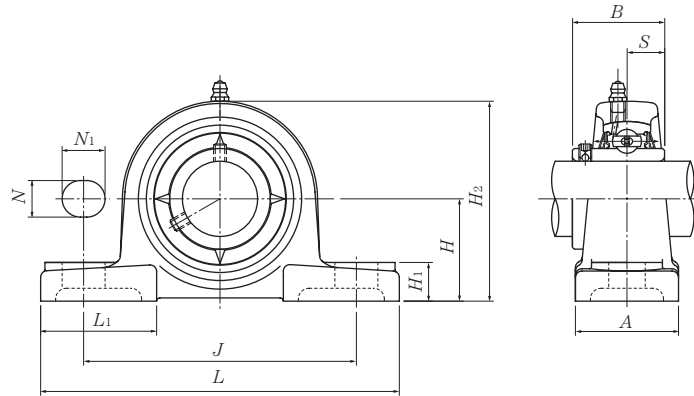
2) UCPL204 and UCPL205 has solid bases.

3) UCPL208 has the same dimension as UCP208 shown in page 64.

Note: Please refer to page 44 for size of grease fitting.

Housing ¹⁾ number	Mass (approx.)	
	kg	lb
PL204D1	0.7	
PL204D1	1.5	
PL205D1	0.8	
PL205D1		
PL205D1	1.8	
PL205D1		
PL205D1		
PL206D1	1.3	
PL206D1		
PL206D1	2.9	
PL206D1		
PL206D1		
PL207D1	1.6	
PL207D1		
PL207D1	3.5	
PL207D1		
PL207D1		
PL209D1	2.2	
PL209D1		
PL209D1	4.9	
PL209D1		
PL210D1	2.8	
PL210D1		
PL210D1	6.2	
PL210D1		
PL210D1		

Pillow blocks cast housing low center height
Set screw type

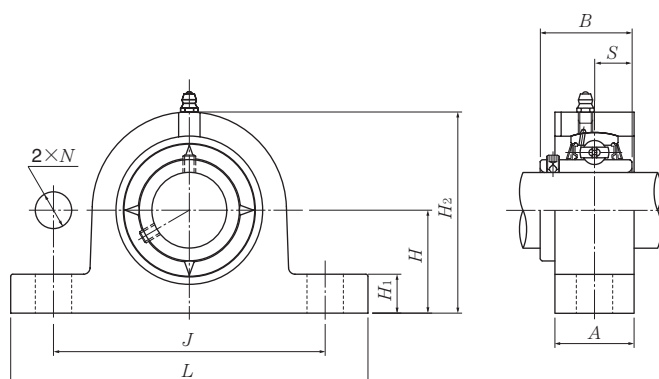


Shaft dia. mm inch	Unit number ^{1) 2) 3)}	Nominal dimensions											Bolt size mm inch	Bearing number
		mm					inch							
		H	L	J	A	N	N ₁	H ₁	H ₂	L ₁	B	S		
55	UCPL211D1	61.91	219	171	60	20	23	23	124	65	55.6	22.2	M16	UC211D1
2	UCPL211-200D1													UC211-200D1
2¹/₁₆	UCPL211-201D1	2 ⁷ / ₁₆	8 ⁵ / ₈	6 ²³ / ₃₂	2 ³ / ₈	25 ⁵ / ₃₂	29 ¹ / ₃₂	29 ¹ / ₃₂	4 ⁷ / ₈	2 ⁹ / ₁₆	2.1890	0.874	5/8	UC211-201D1
2¹/₈	UCPL211-202D1													UC211-202D1
2³/₁₆	UCPL211-203D1													UC211-203D1
60	UCPL212D1	68.26	241	184	70	20	23	25	136	70	65.1	25.4	M16	UC212D1
2¹/₄	UCPL212-204D1													UC212-204D1
2⁵/₁₆	UCPL212-205D1	2 ¹¹ / ₁₆	9 ¹ / ₂	7 ¹ / ₄	2 ³ / ₄	25 ⁵ / ₃₂	29 ¹ / ₃₂	3 ¹ / ₃₂	5 ¹¹ / ₃₂	2 ³ / ₄	2.5630	1.000	5/8	UC212-205D1
2³/₈	UCPL212-206D1													UC212-206D1
2⁷/₁₆	UCPL212-207D1													UC212-207D1

Remarks: 1) These numbers indicate relubricatable type. If maintenance free type is needed, please order without suffix "D1".
 Note: Please refer to page 44 for size of grease fitting.

Housing ¹⁾ number	Mass (approx.)	
	kg	lb
PL211D1	3.4	
PL211D1		
PL211D1	7.5	
PL211D1		
PL211D1		
PL212D1	4.7	
PL212D1		
PL212D1	10	
PL212D1		
PL212D1		

Pillow blocks (Steel series)
Set screw type



Shaft dia. mm	Unit number ¹⁾	Nominal dimensions									Bolt size mm	Bearing number
		<i>H</i>	<i>L</i>	<i>J</i>	<i>A</i>	<i>N</i>	<i>H</i> ₁	<i>H</i> ₂	<i>B</i>	<i>S</i>		
12	UCPG201D1	30.2	127	95	25	12	14	62	31	12.7	M10	UC201D1
15	UCPG202D1	30.2	127	95	25	12	14	62	31	12.7	M10	UC202D1
17	UCPG203D1	30.2	127	95	25	12	14	62	31	12.7	M10	UC203D1
20	UCPG204D1	33.3	127	95	25	12	14	65	31	12.7	M10	UC204D1
25	UCPG205D1	36.5	140	105	30	12	15	71	34.1	14.3	M10	UC205D1
30	UCPG206D1	42.9	165	121	35	17	17	83	38.1	15.9	M14	UC206D1
35	UCPG207D1	47.6	167	127	35	17	18	93	42.9	17.5	M14	UC207D1
40	UCPG208D1	49.2	184	137	40	17	18	98	49.2	19	M14	UC208D1
45	UCPG209D1	54	190	146	40	17	20	106	49.2	19	M14	UC209D1
50	UCPG210D1	57.2	206	159	45	19	21	114	51.6	19	M16	UC210D1
55	UCPG211D1	63.5	219	171	45	19	23	126	55.6	22.2	M16	UC211D1
60	UCPG212D1	69.8	241	184	50	19	25	138	65.1	25.4	M16	UC212D1
65	UCPG213D1	76.2	265	203	50	24	27	151	65.1	25.4	M20	UC213D1
70	UCPG214D1	79.4	266	210	55	24	27	157	74.6	30.2	M20	UC214D1
75	UCPG215D1	82.6	275	217	55	24	28	163	77.8	33.3	M20	UC215D1
80	UCPG216D1	88.9	292	232	60	24	30	175	82.6	33.3	M20	UC216D1
85	UCPG217D1	95.2	310	247	60	24	32	187	85.7	34.1	M20	UC217D1
90	UCPG218D1	101.6	327	262	65	26	33	200	96	39.7	M22	UC218D1

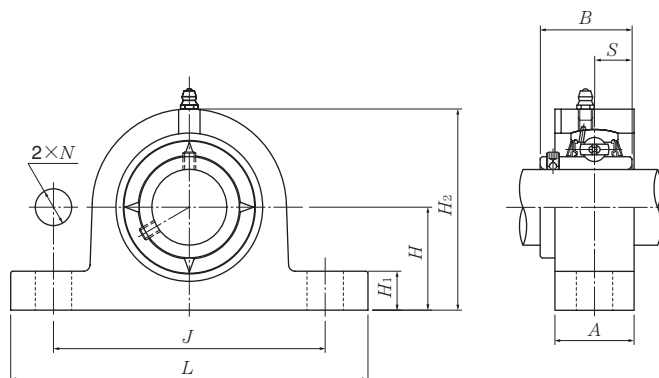
Remark: 1) These numbers indicate relubricatable type. If maintenance free type is needed, please order without suffix "D1".

Note: 1) Please refer to page 44 for size of grease fitting.

2) Please refer to page 414-419 for inch series bearings.

Housing ¹⁾ number	Mass (approx.) kg
PG203D1	0.7
PG203D1	0.7
PG203D1	0.7
PG204D1	0.7
PG205D1	1.0
PG206D1	1.5
PG207D1	1.7
PG208D1	2.2
PG209D1	2.4
PG210D1	3.2
PG211D1	3.9
PG212D1	5.3
PG213D1	6.5
PG214D1	7.4
PG215D1	8.1
PG216D1	9.8
PG217D1	11
PG218D1	14

Pillow blocks (Steel series)
Set screw type



Shaft dia. mm	Unit number ¹⁾	Nominal dimensions									Bolt size mm	Bearing number
		<i>H</i>	<i>L</i>	<i>J</i>	<i>A</i>	<i>N</i>	<i>H</i> ₁	<i>H</i> ₂	<i>B</i>	<i>S</i>		
25	UCPG305D1	45	175	132	35	17	15	85	38	15	M14	UC305D1
30	UCPG306D1	50	180	140	35	17	18	95	43	17	M14	UC306D1
35	UCPG307D1	56	210	160	40	17	20	106	48	19	M14	UC307D1
40	UCPG308D1	60	220	170	45	17	22	116	52	19	M14	UC308D1
45	UCPG309D1	67	245	190	50	19	24	129	57	22	M16	UC309D1
50	UCPG310D1	75	275	212	55	19	27	143	61	22	M16	UC310D1
55	UCPG311D1	80	310	236	60	19	30	154	66	25	M16	UC311D1
60	UCPG312D1	85	330	250	65	24	32	165	71	26	M20	UC312D1
65	UCPG313D1	90	340	260	65	24	33	176	75	30	M20	UC313D1
70	UCPG314D1	95	360	280	65	26	35	187	78	33	M22	UC314D1
75	UCPG315D1	100	380	290	75	26	35	198	82	32	M22	UC315D1
80	UCPG316D1	106	400	300	80	26	40	210	86	34	M22	UC316D1
85	UCPG317D1	112	420	320	80	32	40	220	96	40	M27	UC317D1
90	UCPG318D1	118	430	330	80	32	45	235	96	40	M27	UC318D1
95	UCPG319D1	125	470	360	90	35	45	250	103	41	M30	UC319D1
100	UCPG320D1	140	490	380	90	35	50	275	108	42	M30	UC320D1
105	UCPG321D1	140	490	380	90	35	50	280	112	44	M30	UC321D1
110	UCPG322D1	150	520	400	100	38	55	300	117	46	M33	UC322D1
120	UCPG324D1	160	570	450	100	38	65	320	126	51	M33	UC324D1
130	UCPG326D1	180	600	480	110	38	75	355	135	54	M33	UC326D1
140	UCPG328D1	200	620	500	110	38	75	390	145	59	M33	UC328D1

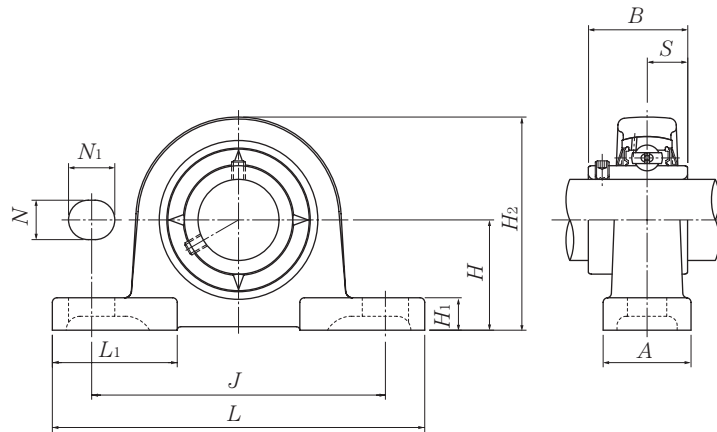
Remark: 1) These numbers indicate relubricatable type. If maintenance free type is needed, please order without suffix "D1".

Note: 1) Please refer to page 44 for size of grease fitting.

2) Please refer to page 420-425 for inch series bearings.

Housing ¹⁾ number	Mass (approx.) kg
PG305D1	1.6
PG306D1	2.0
PG307D1	2.8
PG308D1	3.6
PG309D1	5.0
PG310D1	6.9
PG311D1	8.8
PG312D1	11
PG313D1	12
PG314D1	14
PG315D1	18
PG316D1	21
PG317D1	23
PG318D1	26
PG319D1	33
PG320D1	40
PG321D1	41
PG322D1	52
PG324D1	64
PG326D1	76
PG328D1	98

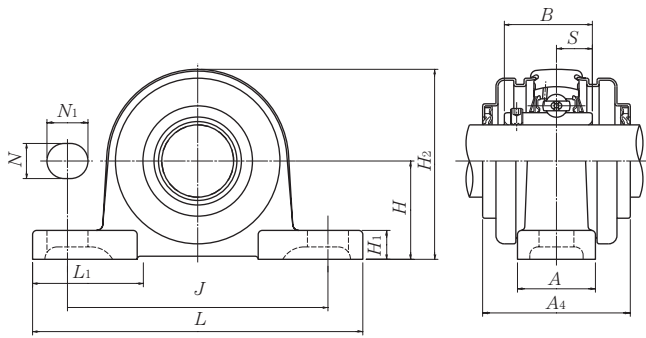
Pillow blocks (Stainless series)
Set screw type



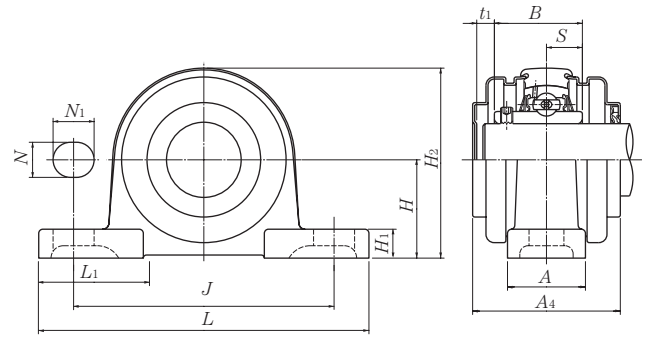
Shaft dia. mm	Unit number	Nominal dimensions											Bolt size mm
		mm											
		<i>H</i>	<i>L</i>	<i>J</i>	<i>A</i>	<i>N</i>	<i>N</i> ₁	<i>H</i> ₁	<i>H</i> ₂	<i>L</i> ₁	<i>B</i>	<i>S</i>	
20	F-UCPM204/LP09	33.3	120	95	30	12	14	11	64	42	31	12.7	M10
25	F-UCPM205/LP09	36.5	130	105	30	12	14	12	70	42	34.1	14.3	M10
30	F-UCPM206/LP09	42.9	155	121	36	17	20	13	82	54	38.1	15.9	M14
35	F-UCPM207/LP09	47.6	161	127	38	17	20	14	92	54	42.9	17.5	M14
40	F-UCPM208/LP09	49.2	171	137	40	17	20	14	98	52	49.2	19	M14
45	F-UCPM209/LP09	54	180	146	40	17	20	14	105	60	49.2	19	M14
50	F-UCPM210/LP03	57.2	195	159	45	19	22	16	114	65	51.6	19	M16

Remark: 1) This series uses solid grease in the bearings as standard. A stainless steel bearing unit packed with a food grade grease or heat resistance grease is also available.

2) The basic dynamic load rating *C_r* of the bearing is different from a bearing made with standard bearing steel.



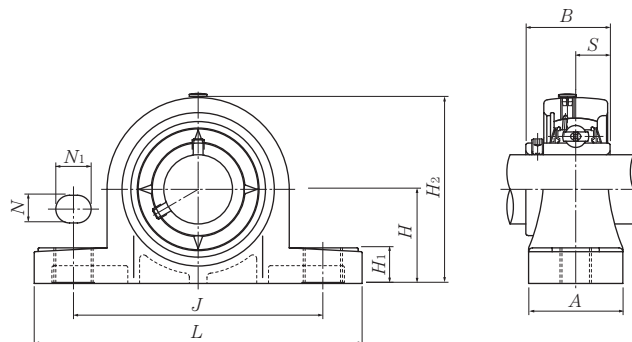
Stainless steel dust cover type (Open end) : F-FS-UCPM



Stainless steel dust cover type (Close end) : F-FSM-UCPM

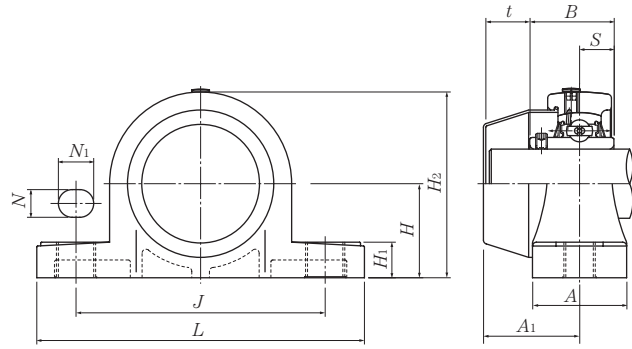
Bearing number mm	Basic load ratings		Housing number	Unit number Pressed stainless steel dust cover type		Nominal dimensions		Mass (approx.)	
	dynamic kN C_r	static C_{or}		Open end	Closed end	t_1	A_4	kg	
								UCPM	FS(FSM)
F-UC204D1/LP09	9.9	6.65	PM204	F-FS-UCPM204/LP09	F-FSM-UCPM204/LP09	5	51	0.6	0.6
F-UC205D1/LP09	10.8	7.85	PM205	F-FS-UCPM205/LP09	F-FSM-UCPM205/LP09	5	55	0.7	0.7
F-UC206D1/LP09	15.0	11.3	PM206	F-FS-UCPM206/LP09	F-FSM-UCPM206/LP09	5	60	1.1	1.1
F-UC207D1/LP09	19.7	15.3	PM207	F-FS-UCPM207/LP09	F-FSM-UCPM207/LP09	5	69	1.3	1.5
F-UC208D1/LP09	22.4	17.8	PM208	F-FS-UCPM208/LP09	F-FSM-UCPM208/LP09	6	80	1.7	1.8
F-UC209D1/LP09	25.2	20.4	PM209	F-FS-UCPM209/LP09	F-FSM-UCPM209/LP09	6	80	1.8	2.0
F-UC210D1/LP09	27.0	23.2	PM210	F-FS-UCPM210/LP09	F-FSM-UCPM210/LP09	6	85	2.4	2.6

Pillow blocks (Plastic housing series)
Set screw type



Shaft dia. mm	Unit number	Nominal dimensions										Bolt size mm
		H	L	J	A	N	N ₁	H ₁	H ₂	B	S	
20	F-UCPR204F1/LP09	33.3	127	95	38	11 ^{**}	14 ^{**}	14.2	65	31	12.7	M10
25	F-UCPR205F1/LP09	36.5	140	105	38	11 ^{**}	14 ^{**}	14.5	71	34.1	14.3	M10
30	F-UCPR206/LP09	42.9	162	119 ^{**}	46	14 ^{**}	18 ^{**}	17.8	83	38.1	15.9	M12 ^{**}
35	F-UCPR207/LP09	47.6	167	127	48	14 ^{**}	18 ^{**}	18	94	42.9	17.5	M12 ^{**}
40	F-UCPR208F1/LP09	49.2	184	137	54	14 ^{**}	18 ^{**}	19.5	98	49.2	19	M12 ^{**}

Remark: 1) This series uses solid grease in the bearings as standard. Ball bearings packed with a food grade grease are also available.
 2) Some dimensions are different from those for a cast iron housings (JIS product). (Main parts are shown with "**")
 3) The basic dynamic load rating *C_r* of the bearing is different from a bearing made with standard bearing steel.

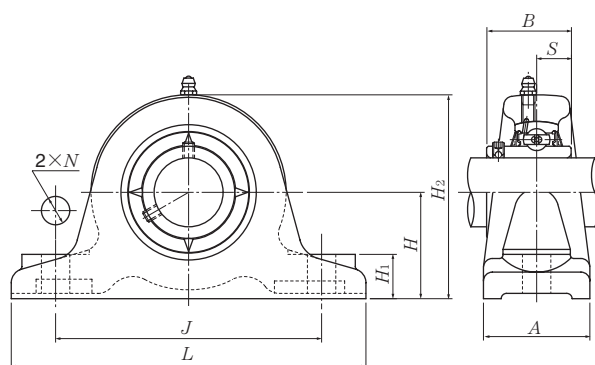


Resin dust cover type (Close end)

Bearing number	Basic load ratings		Housing number mm	Unit number resin dust cover type	Nominal dimension mm		Mass (approx.) kg	
	dynamic kN C_r	static C_{or}			A_1	t	F-UCPR	F-RM-UCPR
F-UC204D1/LP09	9.9	6.65	PR204F1	F-RM-UCPR204F1/LP09	33	13	0.3	0.3
F-UC205D1/LP09	10.8	7.85	PR205F1	F-RM-UCPR205F1/LP09	34	13	0.3	0.3
F-UC206D1/LP09	15.0	11.3	PR206	F-RM-UCPR206/LP09	41	17	0.5	0.5
F-UC207D1/LP09	19.7	15.3	PR207	F-RM-UCPR207/LP09	43	16	0.7	0.7
F-UC208D1/LP09	22.4	17.8	PR208F1	F-RM-UCPR208F1/LP09	49	17	1.0	1.0

Thick pillow blocks cast housing

Set screw type

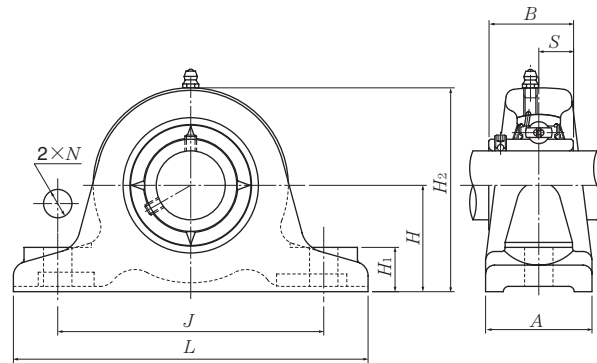


Shaft dia.	Unit number ¹⁾	Nominal dimensions									Bolt size	Bearing number	
		mm			inch			mm	inch	mm			inch
		H	L	J	A	N	H ₁						
40 1½ 1⅞	UCIP208D1 UCIP208-108D1 UCIP208-109D1	60 2 ²³ / ₆₄	200 7⅞	150 5 ²⁹ / ₃₂	60 2⅜	19 ¾	25 3 ¹ / ₃₂	115 4 ¹⁷ / ₃₂	49.2	19	M16 ⅝	UC208D1 UC208-108D1 UC208-109D1	
45 1⅝ 1 ¹¹ / ₁₆ 1¾	UCIP209D1 UCIP209-110D1 UCIP209-111D1 UCIP209-112D1	70 2¾	210 8 ⁹ / ₃₂	160 6 ¹⁹ / ₆₄	60 2⅜	19 ¾	25 3 ¹ / ₃₂	128 5 ¹ / ₃₂	49.2	19	M16 ⅝	UC209D1 UC209-110D1 UC209-111D1 UC209-112D1	
50 1 ¹³ / ₁₆ 1⅞ 1 ¹⁵ / ₁₆ 2	UCIP210D1 UCIP210-113D1 UCIP210-114D1 UCIP210-115D1 UCIP210-200D1	70 2¾	220 8 ²¹ / ₃₂	170 6 ¹¹ / ₁₆	60 2⅜	19 ¾	28 1 ³ / ₃₂	132 5 ³ / ₁₆	51.6	19	M16 ⅝	UC210D1 UC210-113D1 UC210-114D1 UC210-115D1 UC210-200D1	
55 2 2 ¹ / ₁₆ 2⅞ 2 ³ / ₁₆	UCIP211D1 UCIP211-200D1 UCIP211-201D1 UCIP211-202D1 UCIP211-203D1	80 3 ⁵ / ₃₂	230 9 ¹ / ₁₆	180 7 ³ / ₃₂	60 2⅜	19 ¾	28 1 ³ / ₃₂	148 5 ¹³ / ₁₆	55.6	22.2	M16 ⅝	UC211D1 UC211-200D1 UC211-201D1 UC211-202D1 UC211-203D1	
60 2¼ 2 ⁵ / ₁₆ 2⅜ 2 ⁷ / ₁₆	UCIP212D1 UCIP212-204D1 UCIP212-205D1 UCIP212-206D1 UCIP212-207D1	80 3 ⁵ / ₃₂	260 10¼	200 7⅞	70 2¾	22 55/ ₆₄	30 1 ³ / ₁₆	155 6 ³ / ₃₂	65.1	25.4	M20 ¾	UC212D1 UC212-204D1 UC212-205D1 UC212-206D1 UC212-207D1	
65 2½ 2 ⁹ / ₁₆	UCIP213D1 UCIP213-208D1 UCIP213-209D1	90 3 ³⁵ / ₆₄	280 11 ¹ / ₃₂	220 8 ²¹ / ₃₂	70 2¾	22 55/ ₆₄	30 1 ³ / ₁₆	172 6 ²⁵ / ₃₂	65.1	25.4	M20 ¾	UC213D1 UC213-208D1 UC213-209D1	

Remarks: 1) These number indicate relubricatable type. If maintenance free type is needed, please order without suffix "D1".
Note: Please refer to page 44 for size of grease fitting.

Housing ¹⁾ number	Mass (approx.)
	kg lb
IP208D1	4.8
IP208D1	11
IP209D1	5.5
IP209D1	12
IP210D1	6.1
IP210D1	13
IP211D1	7.3
IP211D1	16
IP212D1	9.7
IP212D1	21
IP213D1	12
IP213D1	26

Thick pillow blocks cast housing Set screw type

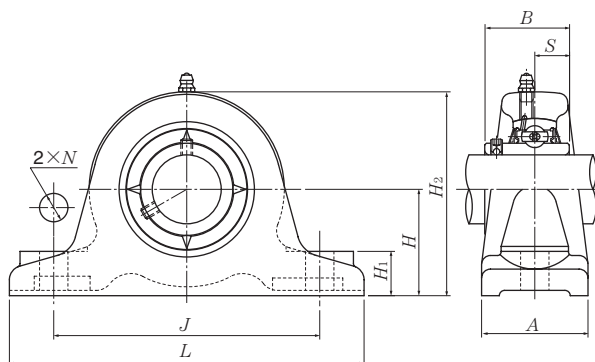


Shaft dia.	Unit number ¹⁾	Nominal dimensions									Bolt size	Bearing number
		mm			inch							
		H	L	J	A	N	H ₁	H ₂	B	S		
65	UCIP313D1	110	310	250	70	22	30	208	75	30	M20	UC313D1
2$\frac{1}{2}$	UCIP313-208D1	4 $\frac{21}{64}$	12 $\frac{7}{32}$	9 $\frac{27}{32}$	2 $\frac{3}{4}$	$\frac{55}{64}$	$\frac{3}{16}$	8 $\frac{3}{16}$	2.9528	1.181	$\frac{3}{4}$	UC313-208D1
2$\frac{3}{16}$	UCIP313-209D1											UC313-209D1
70	UCIP314D1	110	330	270	75	25	35	215	78	33	M22	UC314D1
2$\frac{5}{8}$	UCIP314-210D1	4 $\frac{21}{64}$	13	10 $\frac{5}{8}$	2 $\frac{15}{16}$	$\frac{63}{64}$	1 $\frac{3}{8}$	8 $\frac{15}{32}$	3.0709	1.299	$\frac{7}{8}$	UC314-210D1
2$\frac{11}{16}$	UCIP314-211D1											UC314-211D1
2$\frac{3}{4}$	UCIP314-212D1											UC314-212D1
75	UCIP315D1	120	340	280	75	25	35	230	82	32	M22	UC315D1
2$\frac{13}{16}$	UCIP315-213D1	4 $\frac{23}{32}$	13 $\frac{3}{8}$	11 $\frac{1}{32}$	2 $\frac{15}{16}$	$\frac{63}{64}$	1 $\frac{3}{8}$	9 $\frac{1}{16}$	3.2283	1.260	$\frac{7}{8}$	UC315-213D1
2$\frac{7}{8}$	UCIP315-214D1											UC315-214D1
2$\frac{15}{16}$	UCIP315-215D1											UC315-215D1
3	UCIP315-300D1											UC315-300D1
80	UCIP316D1	120	350	290	85	25	40	235	86	34	M22	UC316D1
3$\frac{1}{16}$	UCIP316-301D1	4 $\frac{23}{32}$	13 $\frac{25}{32}$	11 $\frac{27}{64}$	3 $\frac{11}{32}$	$\frac{63}{64}$	1 $\frac{9}{16}$	9 $\frac{1}{4}$	3.3858	1.339	$\frac{7}{8}$	UC316-301D1
3$\frac{1}{8}$	UCIP316-302D1											UC316-302D1
3$\frac{3}{16}$	UCIP316-303D1											UC316-303D1
85	UCIP317D1	130	370	310	85	25	40	255	96	40	M22	UC317D1
3$\frac{1}{4}$	UCIP317-304D1	5 $\frac{1}{8}$	14 $\frac{9}{16}$	12 $\frac{13}{64}$	3 $\frac{11}{32}$	$\frac{63}{64}$	1 $\frac{9}{16}$	10 $\frac{1}{32}$	3.7795	1.575	$\frac{7}{8}$	UC317-304D1
3$\frac{3}{16}$	UCIP317-305D1											UC317-305D1
3$\frac{7}{16}$	UCIP317-307D1											UC317-307D1
90	UCIP318D1	130	400	330	85	30	45	260	96	40	M27	UC318D1
3$\frac{7}{16}$	UCIP318-307D1	5 $\frac{1}{8}$	15 $\frac{3}{4}$	12 $\frac{63}{64}$	3 $\frac{11}{32}$	1 $\frac{3}{16}$	1 $\frac{25}{32}$	10 $\frac{1}{4}$	3.7795	1.575	1	UC318-307D1
3$\frac{1}{2}$	UCIP318-308D1											UC318-308D1
95	UCIP319D1	150	410	340	85	30	45	285	103	41	M27	UC319D1
3$\frac{5}{8}$	UCIP319-310D1	5 $\frac{29}{32}$	16 $\frac{5}{32}$	13 $\frac{25}{64}$	3 $\frac{11}{32}$	1 $\frac{3}{16}$	1 $\frac{25}{32}$	11 $\frac{7}{32}$	4.0551	1.614	1	UC319-310D1
3$\frac{11}{16}$	UCIP319-311D1											UC319-311D1
3$\frac{3}{4}$	UCIP319-312D1											UC319-312D1

Remarks: 1) These number indicate relubricatable type. If maintenance free type is needed, please order without suffix "D1".
Note: Please refer to page 44 for size of grease fitting.

Housing number ¹⁾	Mass (approx.)	
	kg	lb
IP313D1	17	
IP313D1	37	
IP314D1	20	
IP314D1	44	
IP315D1	23	
IP315D1	51	
IP316D1	27	
IP316D1	60	
IP317D1	32	
IP317D1	71	
IP318D1	34	
IP318D1	75	
IP319D1	39	
IP319D1	86	

Thick pillow blocks cast housing Set screw type



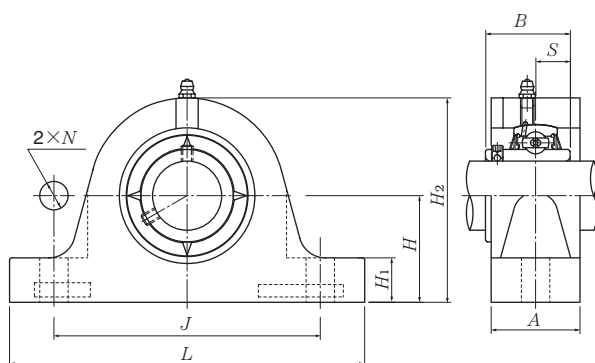
Shaft dia. mm inch	Unit number ¹⁾	Nominal dimensions									Bolt size mm inch	Bearing number
		mm			inch							
		H	L	J	A	N	H ₁	H ₂	B	S		
100 3 ¹³ / ₁₆	UCIP320D1	150	430	360	85	30	45	295	108	42	M27	UC320D1
3 ⁷ / ₈	UCIP320-313D1										1	UC320-313D1
3 ¹⁵ / ₁₆	UCIP320-314D1											UC320-314D1
4	UCIP320-400D1											UC320-315D1
												UC320-400D1
110	UCIP322D1	170	490	410	100	33	50	335	117	46	M30	UC322D1
120	UCIP324D1	170	510	430	100	33	50	345	126	51	M30	UC324D1
130	UCIP326D1	200	550	470	110	33	50	390	135	54	M30	UC326D1
140	UCIP328D1	200	590	500	110	36	55	400	145	59	M33	UC328D1

Remarks: 1) These number indicate relubricatable type. If maintenance free type is needed, please order without suffix "D1".

Note: Please refer to page 44 for size of grease fitting.

Housing number ¹⁾	Mass (approx.)	
	kg	lb
IP320D1	43	
IP320D1	95	
IP322D1	64	
IP324D1	70	
IP326D1	96	
IP328D1	104	

Thick pillow blocks (Steel series) Set screw type



UCIPG2

Shaft dia. mm	Unit number ¹⁾	Nominal dimensions									Bolt size mm	Bearing number
		<i>H</i>	<i>L</i>	<i>J</i>	<i>A</i>	<i>N</i>	<i>H</i> ₁	<i>H</i> ₂	<i>B</i>	<i>S</i>		
40	UCIPG208D1	60	200	150	60	19	25	115	49.2	19	M16	UC208D1
45	UCIPG209D1	70	210	160	60	19	25	128	49.2	19	M16	UC209D1
50	UCIPG210D1	70	220	170	60	19	28	132	51.6	19	M16	UC210D1
55	UCIPG211D1	80	230	180	60	19	28	148	55.6	22.2	M16	UC211D1
60	UCIPG212D1	80	260	200	70	22	30	155	65.1	25.4	M20	UC212D1
65	UCIPG213D1	90	280	220	70	22	30	172	65.1	25.4	M20	UC213D1

UCIPG3

Shaft dia. mm	Unit number ¹⁾	Nominal dimensions									Bolt size mm	Bearing number
		<i>H</i>	<i>L</i>	<i>J</i>	<i>A</i>	<i>N</i>	<i>H</i> ₁	<i>H</i> ₂	<i>B</i>	<i>S</i>		
65	UCIPG313D1	110	310	250	70	22	30	208	75	30	M20	UC313D1
70	UCIPG314D1	110	330	270	75	25	35	215	78	33	M22	UC314D1
75	UCIPG315D1	120	340	280	75	25	35	230	82	32	M22	UC315D1
80	UCIPG316D1	120	350	290	85	25	40	235	86	34	M22	UC316D1
85	UCIPG317D1	130	370	310	85	25	40	255	96	40	M22	UC317D1
90	UCIPG318D1	130	400	330	85	30	45	260	96	40	M27	UC318D1
95	UCIPG319D1	150	410	340	85	30	45	285	103	41	M27	UC319D1
100	UCIPG320D1	150	430	360	85	30	45	295	108	42	M27	UC320D1
110	UCIPG322D1	170	490	410	100	33	50	335	117	46	M30	UC322D1
120	UCIPG324D1	170	510	430	100	33	50	345	126	51	M30	UC324D1
130	UCIPG326D1	200	550	470	110	33	50	390	135	54	M30	UC326D1
140	UCIPG328D1	200	590	500	110	36	55	400	145	59	M33	UC328D1

Remarks: 1) These number indicate relubricatable type. If maintenance free type is needed, please order without suffix "D1".

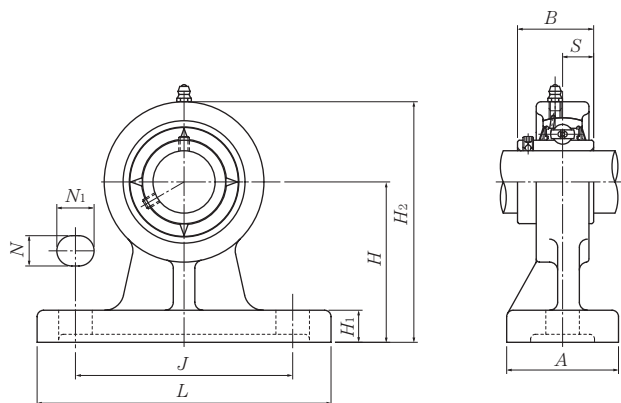
Note: 1) Please refer to page 44 for size of grease fitting.

2) Please refer to page 414-425 for inch series bearings.

Housing ¹⁾ number	Mass (approx.) kg
IPG208D1	4.8
IPG209D1	5.5
IPG210D1	6.1
IPG211D1	7.3
IPG212D1	9.7
IPG213D1	12

Housing ¹⁾ number	Mass (approx.) kg
IPG313D1	17
IPG314D1	20
IPG315D1	23
IPG316D1	27
IPG317D1	32
IPG318D1	34
IPG319D1	39
IPG320D1	43
IPG322D1	64
IPG324D1	70
IPG326D1	96
IPG328D1	104

Pillow blocks cast housing high center height
Set screw type

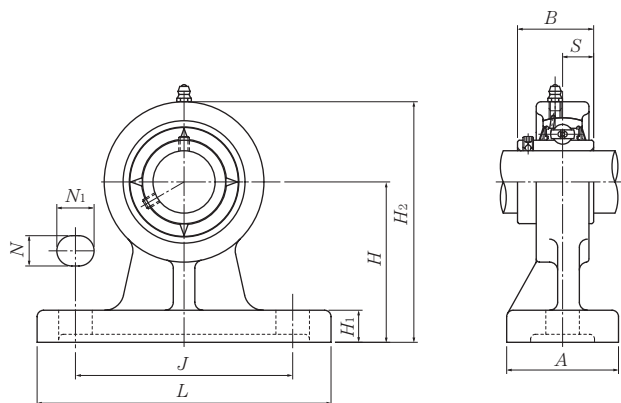


Shaft dia.	Unit number ¹⁾	Nominal dimensions										Bolt size	Bearing number
		mm					inch						
mm inch		H	L	J	A	N	N ₁	H ₁	H ₂	B	S	mm inch	
12 1/2	UCHP201D1 UCHP201-008D1	70 2 3/4	127 5	95 3 3/4	40 1 9/16	13 1/2	19 3/4	13 1/2	101 3 31/32	31 1.2205	12.7 0.500	M10 3/8	UC201D1 UC201-008D1
15 9/16 5/8	UCHP202D1 UCHP202-009D1 UCHP202-010D1	70 2 3/4	127 5	95 3 3/4	40 1 9/16	13 1/2	19 3/4	13 1/2	101 3 31/32	31 1.2205	12.7 0.500	M10 3/8	UC202D1 UC202-009D1 UC202-010D1
17 1 1/16	UCHP203D1 UCHP203-011D1	70 2 3/4	127 5	95 3 3/4	40 1 9/16	13 1/2	19 3/4	13 1/2	101 3 31/32	31 1.2205	12.7 0.500	M10 3/8	UC203D1 UC203-011D1
20 3/4	UCHP204D1 UCHP204-012D1	70 2 3/4	127 5	95 3 3/4	40 1 9/16	13 1/2	19 3/4	13 1/2	101 3 31/32	31 1.2205	12.7 0.500	M10 3/8	UC204D1 UC204-012D1
25 13/16 7/8 15/16 1	UCHP205D1 UCHP205-013D1 UCHP205-014D1 UCHP205-015D1 UCHP205-100D1	80 3 5/32	142 5 19/32	105 4 1/8	50 1 31/32	13 1/2	19 3/4	13 1/2	114 4 1/2	34.1 1.3425	14.3 0.563	M10 3/8	UC205D1 UC205-013D1 UC205-014D1 UC205-015D1 UC205-100D1
30 1 1/16 1 1/8 1 3/16 1 1/4	UCHP206D1 UCHP206-101D1 UCHP206-102D1 UCHP206-103D1 UCHP206-104D1	90 3 35/64	165 6 1/2	120 4 23/32	50 1 31/32	17 2 1/32	21 1 3/16	16 5/8	130 5 1/8	38.1 1.5000	15.9 0.626	M14 1/2	UC206D1 UC206-101D1 UC206-102D1 UC206-103D1 UC206-104D1
35 1 1/4 1 5/16 1 3/8 1 7/16	UCHP207D1 UCHP207-104D1 UCHP207-105D1 UCHP207-106D1 UCHP207-107D1	95 3 47/64	166 6 17/32	127 5	60 2 3/8	17 2 1/32	21 1 3/16	18 2 3/32	140 5 1/2	42.9 1.6890	17.5 0.689	M14 1/2	UC207D1 UC207-104D1 UC207-105D1 UC207-106D1 UC207-107D1
40 1 1/2 1 9/16	UCHP208D1 UCHP208-108D1 UCHP208-109D1	100 3 15/16	184 7 1/4	136 5 11/32	70 2 3/4	17 2 1/32	21 1 3/16	20 2 5/32	150 5 29/32	49.2 1.9370	19 0.748	M14 1/2	UC208D1 UC208-108D1 UC208-109D1

Remarks: 1) These numbers indicate relubricatable type. If maintenance free type is needed, please order without suffix "D1".
 Note: Please refer to page 44 for size of grease fitting.

Housing number ¹⁾	Mass (approx.)	
	kg	lb
HP204D1	0.9	
HP204D1	2.0	
HP204D1	0.9	
HP204D1	2.0	
HP204D1	0.9	
HP204D1	2.0	
HP204D1	0.9	
HP204D1	2.0	
HP205D1	1.2	
HP205D1		
HP205D1	2.7	
HP205D1		
HP205D1		
HP206D1	1.8	
HP206D1		
HP206D1	4.0	
HP206D1		
HP206D1		
HP207D1	2.3	
HP207D1		
HP207D1	5.1	
HP207D1		
HP207D1		
HP208D1	3.2	
HP208D1	7.1	
HP208D1		

Pillow blocks cast housing high center height
Set screw type

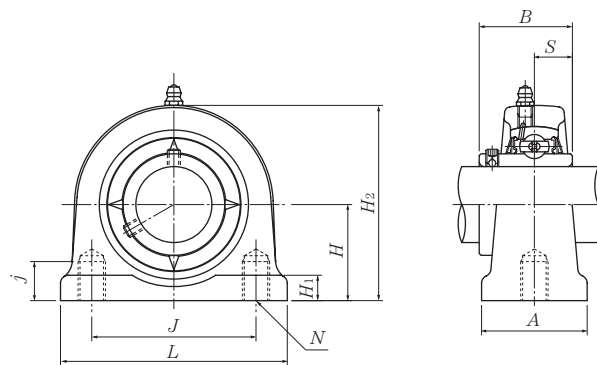


Shaft dia. mm inch	Unit number ¹⁾	Nominal dimensions										Bolt size mm inch	Bearing number
		mm					inch						
		H	L	J	A	N	N ₁	H ₁	H ₂	B	S		
45	UCHP209D1	105	190	146	70	17	22	20	158	49.2	19	M14	UC209D1 UC209-110D1 UC209-111D1 UC209-112D1
1⁵/₈	UCHP209-110D1												
1¹¹/₁₆	UCHP209-111D1	4 ⁹ / ₆₄	7 ¹⁵ / ₃₂	5 ³ / ₄	2 ³ / ₄	2 ¹ / ₃₂	7/8	2 ⁵ / ₃₂	6 ⁷ / ₃₂	1.9370	0.748		
1³/₄	UCHP209-112D1												
50	UCHP210D1	110	206	159	70	20	22	22	165	51.6	19	M16	UC210D1 UC210-113D1 UC210-114D1 UC210-115D1 UC210-200D1
1¹³/₁₆	UCHP210-113D1												
1⁷/₈	UCHP210-114D1	4 ²¹ / ₆₄	8 ¹ / ₈	6 ¹ / ₄	2 ³ / ₄	2 ⁵ / ₃₂	7/8	7/8	6 ¹ / ₂	2.0315	0.748		
1¹⁵/₁₆	UCHP210-115D1												
2	UCHP210-200D1												

Remarks: 1) These numbers indicate relubricatable type. If maintenance free type is needed, please order without suffix "D1".
 Note: Please refer to page 44 for size of grease fitting.

Housing number ¹⁾	Mass (approx.)	
	kg	lb
HP209D1	3.5	
HP209D1		
HP209D1	7.7	
HP209D1		
HP210D1	3.9	
HP210D1		
HP210D1	8.6	
HP210D1		
HP210D1		

Narrow pillow blocks cast housing Set screw type

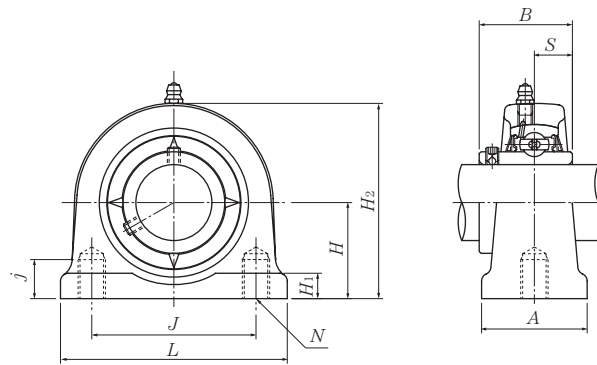


Shaft dia. mm inch	Unit number ¹⁾	Nominal dimensions										Bearing number
		mm					inch					
		H	L	J	A	j	H ₁	H ₂	B	S	N	
12 1/2	UCUP201D1 UCUP201-008D1	30.2 1 3/16	76 3	52 2 1/16	38 1 1/2	13 1/2	11 7/16	62 2 7/16	31 1.2205	12.7 0.500	M10×1.5	UC201D1 UC201-008D1
15 9/16 5/8	UCUP202D1 UCUP202-009D1 UCUP202-010D1	30.2 1 3/16	76 3	52 2 1/16	38 1 1/2	13 1/2	11 7/16	62 2 7/16	31 1.2205	12.7 0.500	M10×1.5	UC202D1 UC202-009D1 UC202-010D1
17 1 1/16	UCUP203D1 UCUP203-011D1	30.2 1 3/16	76 3	52 2 1/16	38 1 1/2	13 1/2	11 7/16	62 2 7/16	31 1.2205	12.7 0.500	M10×1.5	UC203D1 UC203-011D1
20 3/4	UCUP204D1 UCUP204-012D1	30.2 1 3/16	76 3	52 2 1/16	38 1 1/2	13 1/2	11 7/16	62 2 7/16	31 1.2205	12.7 0.500	M10×1.5	UC204D1 UC204-012D1
25 13/16 7/8 15/16 1	UCUP205D1 UCUP205-013D1 UCUP205-014D1 UCUP205-015D1 UCUP205-100D1	36.5 1 7/16	84 3 5/16	56 2 7/32	38 1 1/2	15 19/32	12 15/32	72 2 27/32	34.1 1.3425	14.3 0.563	M10×1.5	UC205D1 UC205-013D1 UC205-014D1 UC205-015D1 UC205-100D1
30 1 1/16 1 1/8 1 3/16 1 1/4	UCUP206D1 UCUP206-101D1 UCUP206-102D1 UCUP206-103D1 UCUP206-104D1	42.9 1 11/16	94 3 11/16	66 2 19/32	48 1 7/8	18 23/32	12 15/32	84 3 5/16	38.1 1.5000	15.9 0.629	M14×2	UC206D1 UC206-101D1 UC206-102D1 UC206-103D1 UC206-104D1
35 1 1/4 1 5/16 1 3/8 1 7/16	UCUP207D1 UCUP207-104D1 UCUP207-105D1 UCUP207-106D1 UCUP207-107D1	47.6 1 7/8	110 4 11/32	80 3 5/32	48 1 7/8	20 25/32	13 1/2	95 3 3/4	42.9 1.6890	17.5 0.689	M14×2	UC207D1 UC207-104D1 UC207-105D1 UC207-106D1 UC207-107D1
40 1 1/2 1 9/16	UCUP208D1 UCUP208-108D1 UCUP208-109D1	49.2 1 15/16	116 4 9/16	84 3 5/16	54 2 1/8	20 25/32	13 1/2	100 3 15/16	49.2 1.9370	19 0.748	M14×2	UC208D1 UC208-108D1 UC208-109D1
45 1 5/8 1 11/16 1 3/4	UCUP209D1 UCUP209-110D1 UCUP209-111D1 UCUP209-112D1	54.2 2 9/64	120 4 23/32	90 3 17/32	54 2 1/8	25 3 1/32	13 1/2	108 4 1/4	49.2 1.9370	19 0.748	M14×2	UC209D1 UC209-110D1 UC209-111D1 UC209-112D1

Remarks: 1) These numbers indicate relubricatable type. If maintenance free type is needed, please order without suffix "D1".
Note: Please refer to page 44 for size of grease fitting.

Housing number ¹⁾	Mass (approx.)	
	kg	lb
UP204D1	0.6	
UP204D1	1.3	
UP204D1	0.6	
UP204D1	1.3	
UP204D1	0.6	
UP204D1	1.3	
UP204D1	0.6	
UP204D1	1.3	
UP205D1	0.7	
UP205D1		
UP205D1	1.5	
UP205D1		
UP205D1		
UP206D1	1.1	
UP206D1		
UP206D1	2.4	
UP206D1		
UP206D1		
UP207D1	1.6	
UP207D1		
UP207D1	3.5	
UP207D1		
UP207D1		
UP208D1	1.8	
UP208D1	4.0	
UP208D1		
UP209D1	2.1	
UP209D1		
UP209D1	4.6	
UP209D1		

**Narrow pillow blocks cast housing
Set screw type**

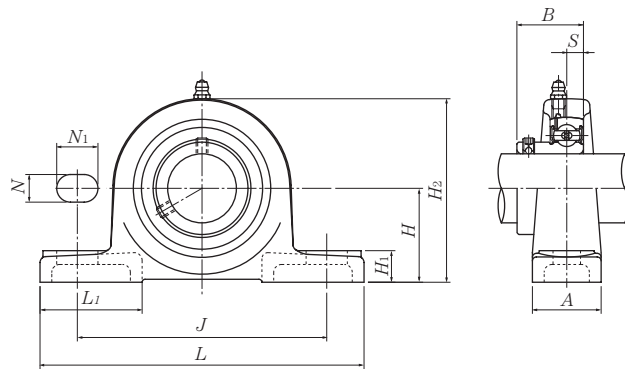


Shaft dia. mm inch	Unit number ¹⁾	Nominal dimensions										Bearing number
		mm					inch					
		H	L	J	A	j	H ₁	H ₂	B	S	N	
50	UCUP210D1	57.2	130	94	60	25	14	116	51.6	19	M16×2	UC210D1
1 ¹³ / ₁₆	UCUP210-113D1											UC210-113D1
1 ⁷ / ₈	UCUP210-114D1											UC210-114D1
1 ¹⁵ / ₁₆	UCUP210-115D1	2 ¹ / ₄	5 ¹ / ₈	3 ¹¹ / ₁₆	2 ³ / ₈	3 ¹ / ₃₂	9/ ₁₆	4 ⁹ / ₁₆	2.0315	0.748		UC210-115D1
2	UCUP210-200D1											UC210-200D1

Remarks: 1) These numbers indicate relubricatable type. If maintenance free type is needed, please order without suffix "D1".
Note: Please refer to page 44 for size of grease fitting.

Housing ¹⁾ number	Mass (approx.)	
	kg	lb
UP210D1	2.6	
UP210D1		
UP210D1	5.7	
UP210D1		
UP210D1		

Light pillow blocks cast housing
Set screw type

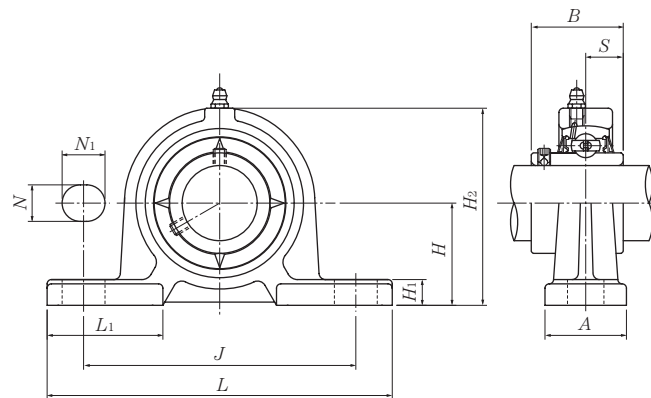


Shaft dia. mm inch	Unit number ¹⁾	Nominal dimensions											Bolt size mm inch	Bearing number ¹⁾
		mm					inch							
		H	L	J	A	N	N ₁	H ₁	H ₂	L ₁	B	S		
12 1/2	ASPB201D1	30.2	114	87	25	11	16	12	57	38	22	6	M8 5/16	AS201D1
	ASPB201-008D1	1 3/16	4 1/2	3 7/16	3 1/32	7/16	5/8	15/32	2 1/4	1 1/2	0.8661	0.236		AS201-008D1
15 9/16 5/8	ASPB202D1	30.2	114	87	25	11	16	12	57	38	22	6	M8 5/16	AS202D1
	ASPB202-009D1	1 3/16	4 1/2	3 7/16	3 1/32	7/16	5/8	15/32	2 1/4	1 1/2	0.8661	0.236		AS202-009D1
	ASPB202-010D1													AS202-010D1
17 1 1/16	ASPB203D1	30.2	114	87	25	11	16	12	57	38	22	6	M8 5/16	AS203D1
	ASPB203-011D1	1 3/16	4 1/2	3 7/16	3 1/32	7/16	5/8	15/32	2 1/4	1 1/2	0.8661	0.236		AS203-011D1
20 3/4	ASPB204D1	33.3	125	97	27	11	16	13	65	40	25	7	M8 5/16	AS204D1
	ASPB204-012D1	1 5/16	4 29/32	3 13/16	1 1/16	7/16	5/8	1/2	2 9/16	1 9/16	0.9843	0.276		AS204-012D1
25 13/16 7/8 15/16 1	ASPB205D1	36.5	130	100	29	11	16	13	71	42	27	7.5	M8 5/16	AS205D1
	ASPB205-013D1													AS205-013D1
	ASPB205-014D1	1 7/16	5 1/8	3 15/16	1 5/32	7/16	5/8	1/2	2 25/32	1 21/32	1.0630	0.295		AS205-014D1
	ASPB205-015D1													AS205-015D1
ASPB205-100D1													AS205-100D1	
30 1 1/16 1 1/8 1 3/16 1 1/4	ASPB206D1	42.9	156	120	33	14	21	14	83	52	29	8	M12 1/2	AS206D1
	ASPB206-101D1													AS206-101D1
	ASPB206-102D1	1 11/16	6 5/32	4 23/32	1 5/16	9/16	13/16	9/16	3 9/32	2 1/16	1.1417	0.315		AS206-102D1
	ASPB206-103D1													AS206-103D1
ASPB206-104D1													AS206-104D1	
35 1 1/4 1 5/16 1 3/8 1 7/16	ASPB207D1	47.6	165	127	35	14	21	16	93	52	34	8.5	M12 1/2	AS207D1
	ASPB207-104D1													AS207-104D1
	ASPB207-105D1	1 7/8	6 1/2	5	1 3/8	9/16	13/16	5/8	3 21/32	2 1/16	1.3386	0.335		AS207-105D1
	ASPB207-106D1													AS207-106D1
ASPB207-107D1													AS207-107D1	
40 1 1/2 1 9/16	ASPB208D1	50.8	184	140	37	14	22	18	102	52	38	9	M12 1/2	AS208D1
	ASPB208-108D1	2	7 1/4	5 1/2	1 15/32	9/16	7/8	23/32	4 1/32	2 1/16	1.4961	0.354		AS208-108D1
	ASPB208-109D1													AS208-109D1

Remarks: 1) These numbers indicate relubricatable type. If maintenance free type is needed, please order without suffix "D1".
Note: Please refer to page 44 for size of grease fitting.

Housing ¹⁾ number	Mass (approx.)	
	kg	lb
PB201D1	0.4	
PB201D1	0.9	
PB201D1	0.4	
PB201D1	0.9	
PB201D1	0.4	
PB201D1	0.9	
PB204D1	0.5	
PB204D1	1.1	
PB205D1	0.6	
PB205D1	1.3	
PB206D1	1.0	
PB206D1	2.2	
PB207D1	1.2	
PB207D1	2.7	
PB208D1	1.7	
PB208D1	3.8	

Pillow blocks ductile cast housing
Set screw type



Shaft dia. mm	Unit number ¹⁾	Nominal dimensions											Bolt size mm	Bearing number
		mm												
		H	L	J	A	N	N ₁	H ₁	H ₂	L ₁	B	S		
12	UCPE201D1	30.2	120	95	30	12	14	9	61	42	31	12.7	M10	UC201D1
15	UCPE202D1	30.2	120	95	30	12	14	9	61	42	31	12.7	M10	UC202D1
17	UCPE203D1	30.2	120	95	30	12	14	9	61	42	31	12.7	M10	UC203D1
20	UCPE204D1	33.3	120	95	30	12	14	9	64	42	31	12.7	M10	UC204D1
25	UCPE205D1	36.5	130	105	30	12	14	10	70	42	34.1	14.3	M10	UC205D1
30	UCPE206D1	42.9	155	121	36	17	20	11	82	54	38.1	15.9	M14	UC206D1
35	UCPE207D1	47.6	161	127	38	17	20	12	92	54	42.9	17.5	M14	UC207D1
40	UCPE208D1	49.2	171	137	40	17	20	12	98	52	49.2	19	M14	UC208D1
45	UCPE209D1	54	180	146	40	17	20	13	105	60	49.2	19	M14	UC209D1
50	UCPE210D1	57.2	195	159	45	19	22	14	114	65	51.6	19	M16	UC210D1
55	UCPE211D1	63.5	207	171	45	19	22	15	125	65	55.6	22.2	M16	UC211D1
60	UCPE212D1	69.8	220	184	55	19	22	17	137	70	65.1	25.4	M16	UC212D1

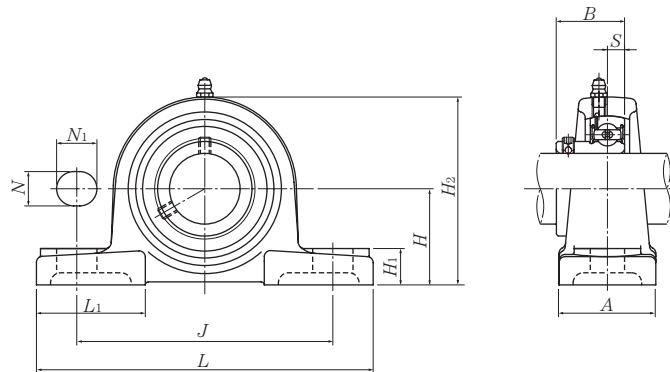
Remarks: 1) These numbers indicate relubricatable type. If maintenance free type is needed, please order without suffix "D1".

Note: 1) Please refer to page 44 for size of grease fitting.

2) Please refer to page 414-417 for inch series bearings.

Housing number ¹⁾	Mass (approx.) kg
PE203D1	0.5
PE203D1	0.5
PE203D1	0.5
PE204D1	0.4
PE205D1	0.5
PE206D1	0.8
PE207D1	1.1
PE208D1	1.3
PE209D1	1.5
PE210D1	1.8
PE211D1	2.4
PE212D1	3.3

Pillow blocks cast housing low center height Set screw type



Shaft dia. mm inch	Unit number ^{1) 2) 3)}	Nominal dimensions											Bolt size mm inch	Bearing number ²⁾
		mm					inch							
		H	L	J	A	N	N ₁	H ₁	H ₂	L ₁	B	S		
12 1/2	ASPL201D1 ASPL201-008D1	26.99 1 1/16	121 4 3/4	89 3 1/2	35 1 3/8	11 7/16	14 9/16	13 1/2	54 2 1/8	40 1 9/16	22 0.8661	6 0.236	M10 3/8	AS201D1 AS201-008D1
15 9/16 5/8	ASPL202D1 ASPL202-009D1 ASPL202-010D1	26.99 1 1/16	121 4 3/4	89 3 1/2	35 1 3/8	11 7/16	14 9/16	13 1/2	54 2 1/8	40 1 9/16	22 0.8661	6 0.236	M10 3/8	AS202D1 AS202-009D1 AS202-010D1
17 1 1/16	ASPL203D1 ASPL203-011D1	26.99 1 1/16	121 4 3/4	89 3 1/2	35 1 3/8	11 7/16	14 9/16	13 1/2	54 2 1/8	40 1 9/16	22 0.8661	6 0.236	M10 3/8	AS203D1 AS203-011D1
20 3/4	ASPL204D1 ASPL204-012D1	31.75 1 1/4	127 5	95 3 3/4	38 1 1/2	13 1/2	16 5/8	14 9/16	64 2 17/32	42 1 21/32	25 0.9843	7 0.276	M10 3/8	AS204D1 AS204-012D1
25 13/16 7/8 15/16 1	ASPL205D1 ASPL205-013D1 ASPL205-014D1 ASPL205-015D1 ASPL205-100D1	33.34 1 5/16	140 5 1/2	105 4 1/8	38 1 1/2	13 1/2	16 5/8	15 19/32	68 2 11/16	42 1 21/32	27 1.0630	7.5 0.295	M10 3/8	AS205D1 AS205-013D1 AS205-014D1 AS205-015D1 AS205-100D1
30 1 1/16 1 1/8 1 3/16 1 1/4	ASPL206D1 ASPL206-101D1 ASPL206-102D1 ASPL206-103D1 ASPL206-104D1	39.69 1 9/16	165 6 1/2	121 4 3/4	48 1 7/8	17 21/32	20 25/32	17 21/32	80 3 5/32	54 2 1/8	29 1.1417	8 0.315	M14 1/2	AS206D1 AS206-101D1 AS206-102D1 AS206-103D1 AS206-104D1
35 1 1/4 1 5/16 1 3/8 1 7/16	ASPL207D1 ASPL207-104D1 ASPL207-105D1 ASPL207-106D1 ASPL207-107D1	46.04 1 13/16	167 6 9/16	127 5	48 1 7/8	17 21/32	20 25/32	18 23/32	91 3 19/32	54 2 1/8	34 1.3386	8.5 0.335	M14 1/2	AS207D1 AS207-104D1 AS207-105D1 AS207-106D1 AS207-107D1
40 1 1/2 1 9/16	ASP208D1 ASP208-108D1 ASP208-109D1	49.2 1 15/16	184 7 1/4	137 5 13/32	54 2 1/8	17 21/32	20 25/32	18 23/32	98 3 27/32	52 2 1/16	38 1.4961	9 0.354	M14 1/2	AS208D1 AS208-108D1 AS208-109D1

Remarks: 1) ASPL201 to ASPL205 has solid bases.

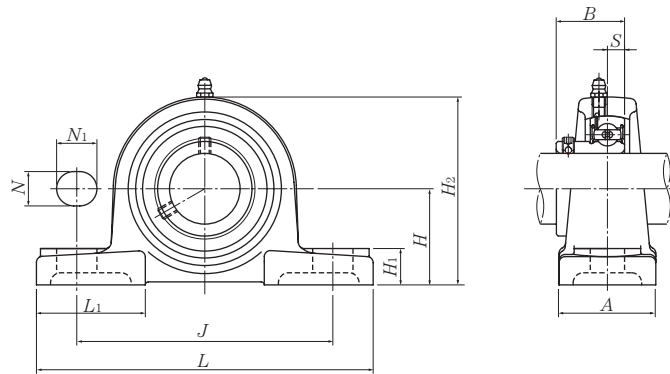
2) These numbers indicate relubricatable type. If maintenance free type is needed, please order without suffix "D1".

3) ASPL208 has the same dimension as ASP208.

Note: Please refer to page 44 for size of grease fitting.

Housing ²⁾ number	Mass (approx.)	
	kg	lb
PL201D1	0.5	
PL201D1	1.1	
PL201D1	0.5	
PL201D1	1.1	
PL201D1	0.5	
PL201D1	1.1	
PL204D1	0.7	
PL204D1	1.5	
PL205D1	0.8	
PL205D1		
PL205D1	1.8	
PL205D1		
PL205D1		
PL206D1	1.2	
PL206D1		
PL206D1	2.6	
PL206D1		
PL206D1		
PL207D1	1.5	
PL207D1		
PL207D1	3.3	
PL207D1		
PL207D1		
P208D1	1.8	
P208D1	4.0	
P208D1		

Pillow blocks cast housing low center height
Set screw type



Shaft dia.	Unit number ^{1) 2) 3)}	Nominal dimensions											Bolt size	Bearing number ²⁾
		mm					inch							
		H	L	J	A	N	N ₁	H ₁	H ₂	L ₁	B	S		
45	ASPL209D1	52.39	190	146	54	17	20	20	104	60	40	9.5	M14	AS209D1
1⁵/₈	ASPL209-110D1													AS209-110D1
1¹¹/₁₆	ASPL209-111D1	2 ¹ / ₁₆	7 ¹⁵ / ₃₂	5 ³ / ₄	2 ¹ / ₈	2 ¹ / ₃₂	2 ⁵ / ₃₂	2 ⁵ / ₃₂	4 ³ / ₃₂	2 ³ / ₈	1.5748	0.374	1/2	AS209-111D1
1³/₄	ASPL209-112D1													AS209-112D1
50	ASPL210D1	55.56	206	159	60	20	23	21	112	65	42	10	M16	AS210D1
1¹³/₁₆	ASPL210-113D1													AS210-113D1
1⁷/₈	ASPL210-114D1	2 ³ / ₁₆	8 ¹ / ₈	6 ¹ / ₄	2 ³ / ₈	2 ⁵ / ₃₂	2 ⁹ / ₃₂	1 ³ / ₁₆	4 ¹³ / ₃₂	2 ⁹ / ₁₆	1.6535	0.394	5/8	AS210-114D1
1¹⁵/₁₆	ASPL210-115D1													AS210-115D1
2	ASPL210-200D1													AS210-200D1

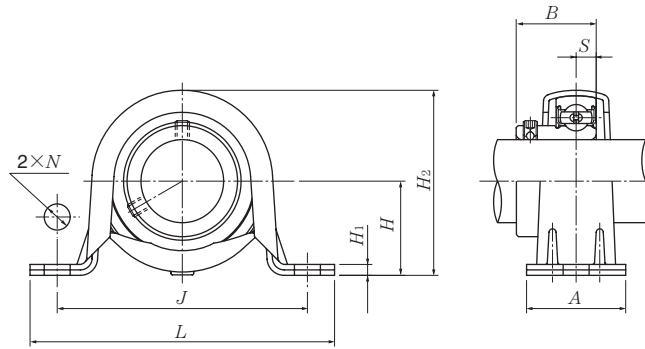
Remarks: 1) ASPL201 to ASPL205 has solid bases.

2) These numbers indicate relubricatable type. If maintenance free type is needed, please order without suffix "D1".

Note: Please refer to page 44 for size of grease fitting.

Housing ²⁾ number	Mass (approx.)
	kg lb
PL209D1	2.0
PL209D1	
PL209D1	4.4
PL209D1	
PL210D1	2.6
PL210D1	
PL210D1	5.7
PL210D1	
PL210D1	

Pillow blocks pressed steel housing
Set screw type

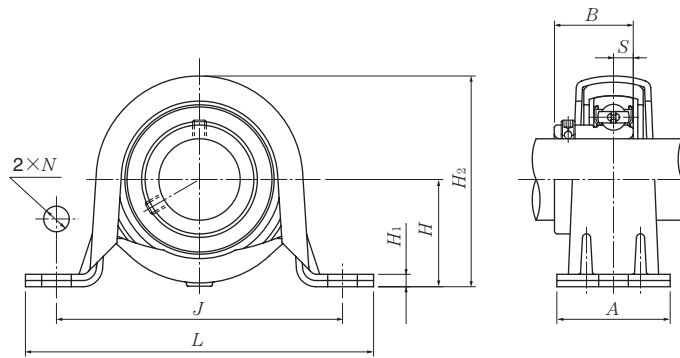


Shaft dia.	Unit number	Nominal dimensions									Bolt size	Bearing number	Housing number	Mass (approx.)	
		mm			inch			mm	inch	mm					inch
mm inch		H	L	J	A	N	H ₁	H ₂	B	S	mm inch				
12 1/2	ASPP201	22.2	86	68	25	9.5	3.2	43.8	22	6	M 8	AS201	PP203	0.2	
	ASPP201-008	7/8	3 3/8	2 11/16	3 1/32	3/8	0.126	1 23/32	0.8661	0.236	5/16	AS201-008	PP203	0.4	
15 9/16 5/8	ASPP202	22.2	86	68	25	9.5	3.2	43.8	22	6	M 8	AS202	PP203	0.2	
	ASPP202-009	7/8	3 3/8	2 11/16	3 1/32	3/8	0.126	1 23/32	0.8661	0.236	5/16	AS202-009	PP203	0.4	
	ASPP202-010											AS202-010	PP203		
17 1 1/16	ASPP203	22.2	86	68	25	9.5	3.2	43.8	22	6	M 8	AS203	PP203	0.1	
	ASPP203-011	7/8	3 3/8	2 11/16	3 1/32	3/8	0.126	1 23/32	0.8661	0.236	5/16	AS203-011	PP203	0.2	
20 3/4	ASPP204	25.4	98	76	32	9.5	3.2	50.5	25	7	M 8	AS204	PP204	0.2	
	ASPP204-012	1	3 27/32	3	1 1/4	3/8	0.126	2	0.9843	0.276	5/16	AS204-012	PP204	0.4	
25 13/16 7/8 15/16 1	ASPP205	28.6	108	86	32	11.5	4	56.6	27	7.5	M10	AS205	PP205	0.3	
	ASPP205-013											AS205-013	PP205		
	ASPP205-014											AS205-014	PP205		
	ASPP205-015	1 1/8	4 1/4	3 3/8	1 1/4	29/64	0.157	2 7/32	1.0630	0.295	3/8	AS205-015	PP205	0.7	
	ASPP205-100											AS205-100	PP205		
30 1 1/16 1 1/8 1 3/16 1 1/4	ASPP206	33.3	117	95	38	11.5	4	66.3	29	8	M10	AS206	PP206	0.4	
	ASPP206-101											AS206-101	PP206		
	ASPP206-102											AS206-102	PP206		
	ASPP206-103	1 5/16	4 19/32	3 3/4	1 1/2	29/64	0.157	2 5/8	1.1417	0.315	3/8	AS206-103	PP206	0.9	
	ASPP206-104											AS206-104	PP206		
35 1 1/4 1 5/16 1 3/8 1 7/16	ASPP207	39.7	129	106	42	11.5	4.6	78	34	8.5	M10	AS207	PP207	0.6	
	ASPP207-104											AS207-104	PP207		
	ASPP207-105											AS207-105	PP207		
	ASPP207-106	1 9/16	5 3/32	4 3/16	1 21/32	29/64	0.181	3 1/16	1.3386	0.335	3/8	AS207-106	PP207	1.3	
	ASPP207-107											AS207-107	PP207		

Remarks: 1) The permissible load only applies in applications where the load is stable and the speed is 2400 min⁻¹ or less.
 The mounting surface should be flat.

Max. load ¹⁾ recommended	
N	lbf
radial	axial
2 000	800
440	160
2 000	800
440	160
2 000	800
440	160
2 500	1 000
550	200
3 500	1 400
770	280
4 000	1 600
880	320
4 500	1 800
990	360

Pillow blocks pressed steel housing with rubber ring
Set screw type

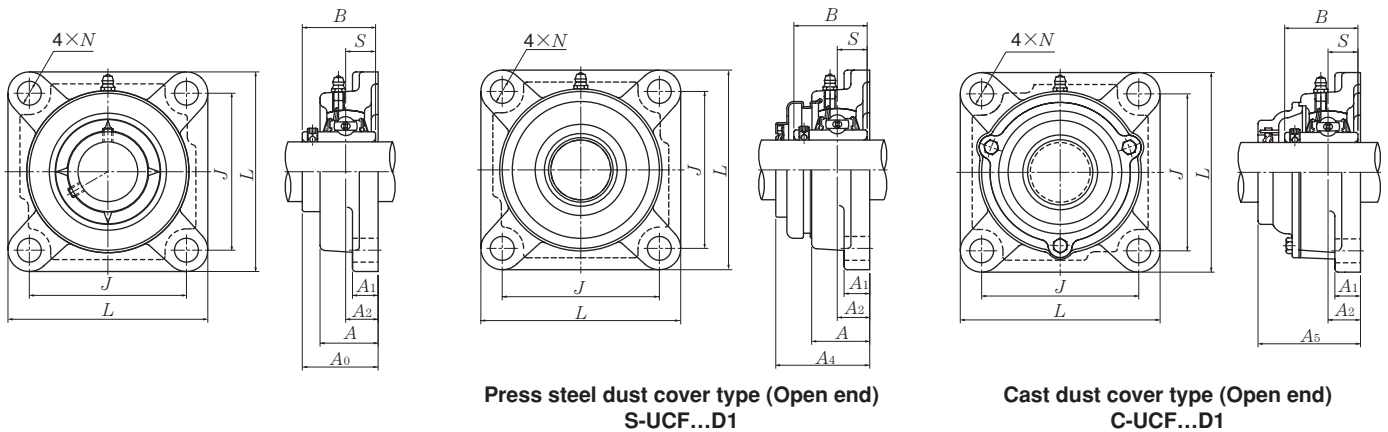


Shaft dia. mm inch	Unit number	Nominal dimensions									Bolt size mm inch	Bearing number
		H	L	J	A	N	H ₁	H ₂	B	S		
12 1/2	ASRPP201	25.4	98	76	32	9.5	3.2	50.5	22	6	M 8 5/16	AS201
	ASRPP201-008	1	3 ²⁷ / ₃₂	3	1 ¹ / ₄	3/8	0.126	2	0.8661	0.236		AS201-008
15 9/16 5/8	ASRPP202	25.4	98	76	32	9.5	3.2	50.5	22	6	M 8 5/16	AS202
	ASRPP202-009 ASRPP202-010	1	3 ²⁷ / ₃₂	3	1 ¹ / ₄	3/8	0.126	2	0.8661	0.236		AS202-009 AS202-010
17 11/16	ASRPP203	25.4	98	76	32	9.5	3.2	50.5	22	6	M 8 5/16	AS203
	ASRPP203-011	1	3 ²⁷ / ₃₂	3	1 ¹ / ₄	3/8	0.126	2	0.8661	0.236		AS203-011
20 3/4	ASRPP204	28.6	108	86	32	11.5	4	56.6	25	7	M10 3/8	AS204
	ASRPP204-012	1 ¹ / ₈	4 ¹ / ₄	3 ³ / ₈	1 ¹ / ₄	29/64	0.157	2 ⁷ / ₃₂	0.9843	0.276		AS204-012
25 13/16 7/8 15/16 1	ASRPP205	33.3	117	95	38	11.5	4	66.3	27	7.5	M10 3/8	AS205
	ASRPP205-013											AS205-013
	ASRPP205-014											AS205-014
	ASRPP205-015 ASRPP205-100	1 ⁵ / ₁₆	4 ¹⁹ / ₃₂	3 ³ / ₄	1 ¹ / ₂	29/64	0.157	2 ⁵ / ₈	1.0630	0.295		AS205-015 AS205-100
30 1 1/16 1 1/8 1 3/16 1 1/4	ASRPP206	39.7	129	106	42	11.5	4.6	78	29	8	M10 3/8	AS206
	ASRPP206-101											AS206-101
	ASRPP206-102											AS206-102
	ASRPP206-103 ASRPP206-104	1 ⁹ / ₁₆	5 ³ / ₃₂	4 ³ / ₁₆	1 ²¹ / ₃₂	29/64	0.181	3 ¹ / ₁₆	1.1417	0.315		AS206-103 AS206-104

Remarks: 1) The permissible load only applies in applications where the load is stable and the speed is 2400 min⁻¹ or less.
 The mounting surface should be flat.
 2) When an anti-vibration rubber ring is used, the self alignment capability will be reduce.

Housing number		Mass (approx.)		Max. load ¹⁾ recommended	
rubber ring	steel	kg	lb	N	lbf
				radial	axial
R201	PP204	0.2		1 000	200
R201	PP204	0.4		220	40
R201	PP204	0.2		1 000	200
R201	PP204	0.4		220	40
R201	PP204	0.4		220	40
R201	PP204	0.2		1 000	200
R201	PP204	0.4		220	40
R204	PP205	0.3		1 150	200
R204	PP205	0.7		250	40
R205	PP206	0.4		1 300	200
R205	PP206				
R205	PP206	0.9		280	40
R205	PP206				
R205	PP206				
R206	PP207	0.5		1 500	200
R206	PP207				
R206	PP207	1.1		330	40
R206	PP207				
R206	PP207				

Square flanged units cast housing Set screw type

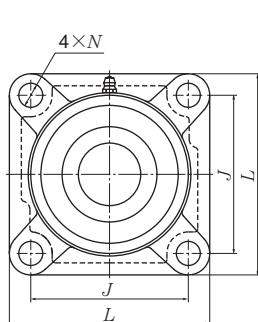


Press steel dust cover type (Open end)
S-UCF...D1

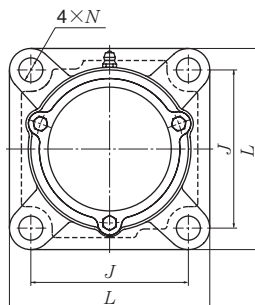
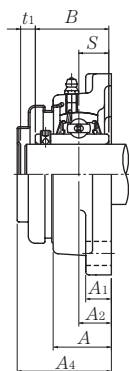
Cast dust cover type (Open end)
C-UCF...D1

Shaft dia. mm inch	Unit number ¹⁾	Nominal dimensions									Bolt size mm inch	Bearing number
		mm			inch							
		L	J	A ₂	A ₁	A	N	A ₀	B	S		
12 1/2	UCF201D1 UCF201-008D1	86 3 3/8	64 2 33/64	15 19/32	11 7/16	25.5 1	12 15/32	33.3 1 5/16	31 1.2205	12.7 0.500	M10 3/8	UC201D1 UC201-008D1
15 9/16 5/8	UCF202D1 UCF202-009D1 UCF202-010D1	86 3 3/8	64 2 33/64	15 19/32	11 7/16	25.5 1	12 15/32	33.3 1 5/16	31 1.2205	12.7 0.500	M10 3/8	UC202D1 UC202-009D1 UC202-010D1
17 1 1/16	UCF203D1 UCF203-011D1	86 3 3/8	64 2 33/64	15 19/32	11 7/16	25.5 1	12 15/32	33.3 1 5/16	31 1.2205	12.7 0.500	M10 3/8	UC203D1 UC203-011D1
20 3/4	UCF204D1 UCF204-012D1	86 3 3/8	64 2 33/64	15 19/32	11 7/16	25.5 1	12 15/32	33.3 1 5/16	31 1.2205	12.7 0.500	M10 3/8	UC204D1 UC204-012D1
25 1 3/16 7/8 1 5/16 1	UCF205D1 UCF205-013D1 UCF205-014D1 UCF205-015D1 UCF205-100D1	95 3 3/4	70 2 3/4	16 5/8	13 1/2	27 1 1/16	12 15/32	35.8 1 13/32	34.1 1.3425	14.3 0.563	M10 3/8	UC205D1 UC205-013D1 UC205-014D1 UC205-015D1 UC205-100D1
30 1 1/16 1 1/8 1 3/16 1 1/4	UCF206D1 UCF206-101D1 UCF206-102D1 UCF206-103D1 UCF206-104D1	108 4 1/4	83 3 17/64	18 45/64	13 1/2	31 1 7/32	12 15/32	40.2 1 37/64	38.1 1.5000	15.9 0.626	M10 3/8	UC206D1 UC206-101D1 UC206-102D1 UC206-103D1 UC206-104D1
35 1 1/4 1 5/16 1 3/8 1 7/16	UCF207D1 UCF207-104D1 UCF207-105D1 UCF207-106D1 UCF207-107D1	117 4 19/32	92 3 5/8	19 3/4	15 19/32	34 1 11/32	14 35/64	44.4 1 3/4	42.9 1.6890	17.5 0.689	M12 7/16	UC207D1 UC207-104D1 UC207-105D1 UC207-106D1 UC207-107D1
40 1 1/2 1 9/16	UCF208D1 UCF208-108D1 UCF208-109D1	130 5 1/8	102 4 1/64	21 53/64	15 19/32	36 1 13/32	16 5/8	51.2 2 1/64	49.2 1.9370	19 0.748	M14 1/2	UC208D1 UC208-108D1 UC208-109D1
45 1 5/8 1 11/16 1 3/4	UCF209D1 UCF209-110D1 UCF209-111D1 UCF209-112D1	137 5 13/32	105 4 9/64	22 55/64	16 5/8	38 1 1/2	16 5/8	52.2 2 1/16	49.2 1.9370	19 0.748	M14 1/2	UC209D1 UC209-110D1 UC209-111D1 UC209-112D1

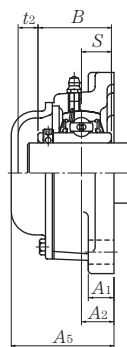
Remarks: 1) These numbers indicate relubricatable type. If maintenance free type is needed, please order without suffix "D1".
Note: Please refer to page 44 for size of grease fitting.



Press steel dust cover type (Close end)
SM-UCF...D1

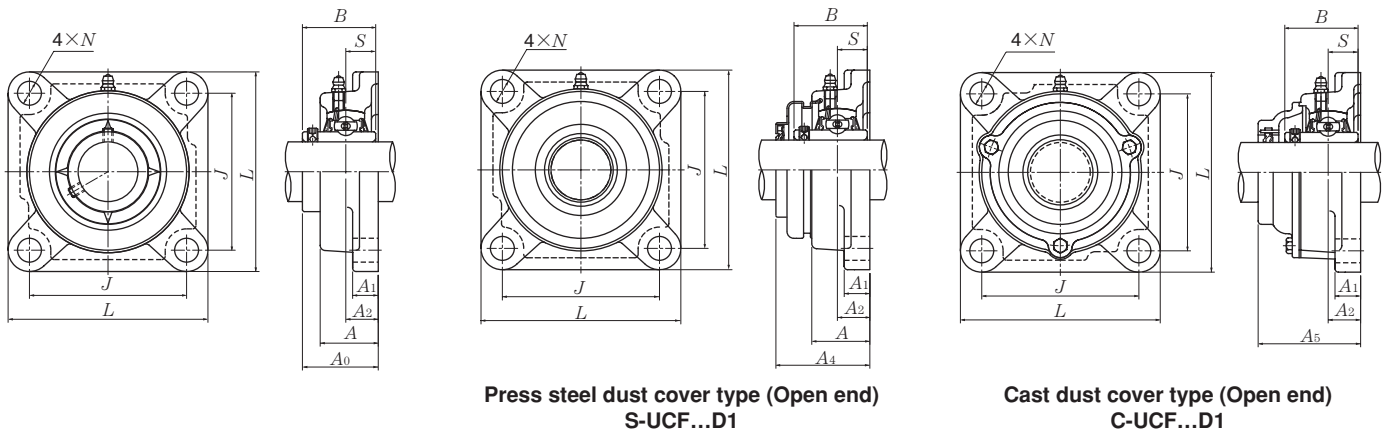


Cast dust cover type (Close end)
CM-UCF...D1



Housing number ¹⁾	Unit number ¹⁾ pressed steel dust cover type	Unit number ¹⁾ cast dust cover type	Nominal dimensions				Mass (approx.)		
			mm		inch		kg		lb
			t ₁	t ₂	A ₄	A ₅	UCF	S(SM)	C(CM)
F204D1	S(SM)-UCF201D1	C(CM)-UCF201D1	5	8	40.5	46	0.6	0.6	0.8
F204D1	S(SM)-UCF201-008D1	C(CM)-UCF201-008D1	1 ³ / ₆₄	5 ⁵ / ₁₆	1 ¹⁹ / ₃₂	1 ¹³ / ₁₆	1.3	1.3	1.8
F204D1	S(SM)-UCF202D1	C(CM)-UCF202D1	5	8	40.5	46	0.6	0.6	0.8
F204D1	S(SM)-UCF202-009D1	C(CM)-UCF202-009D1	1 ³ / ₆₄	5 ⁵ / ₁₆	1 ¹⁹ / ₃₂	1 ¹³ / ₁₆	1.3	1.3	1.8
F204D1	S(SM)-UCF202-010D1	C(CM)-UCF202-010D1	1 ³ / ₆₄	5 ⁵ / ₁₆	1 ¹⁹ / ₃₂	1 ¹³ / ₁₆	1.3	1.3	1.8
F204D1	S(SM)-UCF203D1	C(CM)-UCF203D1	5	8	40.5	46	0.6	0.6	0.8
F204D1	S(SM)-UCF203-011D1	C(CM)-UCF203-011D1	1 ³ / ₆₄	5 ⁵ / ₁₆	1 ¹⁹ / ₃₂	1 ¹³ / ₁₆	1.3	1.3	1.8
F204D1	S(SM)-UCF204D1	C(CM)-UCF204D1	5	8	40.5	46	0.6	0.6	0.7
F204D1	S(SM)-UCF204-012D1	C(CM)-UCF204-012D1	1 ³ / ₆₄	5 ⁵ / ₁₆	1 ¹⁹ / ₃₂	1 ¹³ / ₁₆	1.3	1.3	1.8
F205D1	S(SM)-UCF205D1	C(CM)-UCF205D1	7	11	44.5	51	0.8	0.8	0.9
F205D1	S(SM)-UCF205-013D1	C(CM)-UCF205-013D1							
F205D1	S(SM)-UCF205-014D1	C(CM)-UCF205-014D1							
F205D1	S(SM)-UCF205-015D1	C(CM)-UCF205-015D1	9 ⁹ / ₃₂	7 ⁷ / ₁₆	1 ³ / ₄	2	1.8	1.8	2.0
F205D1	S(SM)-UCF205-100D1	C(CM)-UCF205-100D1							
F206D1	S(SM)-UCF206D1	C(CM)-UCF206D1	7	11	49	56	1.1	1.1	1.3
F206D1	S(SM)-UCF206-101D1	C(CM)-UCF206-101D1							
F206D1	S(SM)-UCF206-102D1	C(CM)-UCF206-102D1							
F206D1	S(SM)-UCF206-103D1	C(CM)-UCF206-103D1	9 ⁹ / ₃₂	7 ⁷ / ₁₆	1 ¹⁵ / ₁₆	2 ⁷ / ₃₂	2.4	2.4	2.9
F206D1	S(SM)-UCF206-104D1	C(CM)-UCF206-104D1							
F207D1	S(SM)-UCF207D1	C(CM)-UCF207D1	8	10	55	59	1.5	1.5	1.8
F207D1	S(SM)-UCF207-104D1	C(CM)-UCF207-104D1							
F207D1	S(SM)-UCF207-105D1	C(CM)-UCF207-105D1							
F207D1	S(SM)-UCF207-106D1	C(CM)-UCF207-106D1	5 ⁵ / ₁₆	2 ⁵ / ₆₄	2 ⁵ / ₃₂	2 ⁵ / ₁₆	3.3	3.3	4.0
F207D1	S(SM)-UCF207-107D1	C(CM)-UCF207-107D1							
F208D1	S(SM)-UCF208D1	C(CM)-UCF208D1	8	9	62	66	1.7	1.8	2.2
F208D1	S(SM)-UCF208-108D1	C(CM)-UCF208-108D1	5 ⁵ / ₁₆	2 ³ / ₆₄	2 ⁷ / ₁₆	2 ¹⁹ / ₃₂	3.8	4.0	4.9
F208D1	S(SM)-UCF208-109D1	C(CM)-UCF208-109D1							
F209D1	S(SM)-UCF209D1	C(CM)-UCF209D1	8	12	63	70	2.1	2.2	2.6
F209D1	S(SM)-UCF209-110D1	C(CM)-UCF209-110D1							
F209D1	S(SM)-UCF209-111D1	C(CM)-UCF209-111D1	5 ⁵ / ₁₆	1 ⁵ / ₃₂	2 ¹⁵ / ₃₂	2 ³ / ₄	4.6	4.9	5.7
F209D1	S(SM)-UCF209-112D1	C(CM)-UCF209-112D1							

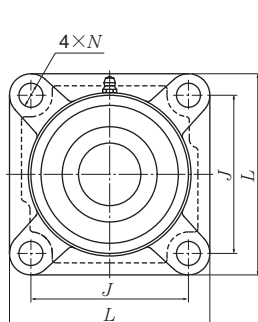
Square flanged units cast housing Set screw type



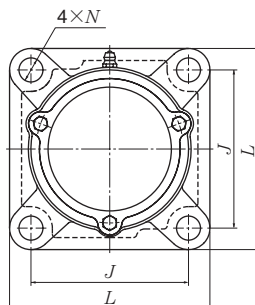
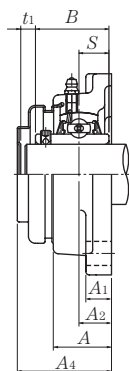
Shaft dia. mm inch	Unit number ¹⁾	Nominal dimensions									Bolt size mm inch	Bearing number
		mm			inch							
		L	J	A ₂	A ₁	A	N	A ₀	B	S		
50 1 ¹³ / ₁₆ 1 ⁷ / ₈ 1 ¹⁵ / ₁₆ 2	UCF210D1 UCF210-113D1 UCF210-114D1 UCF210-115D1 UCF210-200D1	143	111	22	16	40	16	54.6	51.6	19	M14	UC210D1 UC210-113D1 UC210-114D1 UC210-115D1 UC210-200D1
55 2 2 ¹ / ₁₆ 2 ¹ / ₈ 2 ³ / ₁₆	UCF211D1 UCF211-200D1 UCF211-201D1 UCF211-202D1 UCF211-203D1	162	130	25	18	43	19	58.4	55.6	22.2	M16	UC211D1 UC211-200D1 UC211-201D1 UC211-202D1 UC211-203D1
60 2 ¹ / ₄ 2 ⁵ / ₁₆ 2 ³ / ₈ 2 ⁷ / ₁₆	UCF212D1 UCF212-204D1 UCF212-205D1 UCF212-206D1 UCF212-207D1	175	143	29	18	48	19	68.7	65.1	25.4	M16	UC212D1 UC212-204D1 UC212-205D1 UC212-206D1 UC212-207D1
65 2 ¹ / ₂ 2 ⁹ / ₁₆	UCF213D1 UCF213-208D1 UCF213-209D1	187	149	30	22	50	19	69.7	65.1	25.4	M16	UC213D1 UC213-208D1 UC213-209D1
70 2 ⁵ / ₈ 2 ¹¹ / ₁₆ 2 ³ / ₄	UCF214D1 UCF214-210D1 UCF214-211D1 UCF214-212D1	193	152	31	22	54	19	75.4	74.6	30.2	M16	UC214D1 UC214-210D1 UC214-211D1 UC214-212D1
75 2 ¹³ / ₁₆ 2 ⁷ / ₈ 2 ¹⁵ / ₁₆ 3	UCF215D1 UCF215-213D1 UCF215-214D1 UCF215-215D1 UCF215-300D1	200	159	34	22	56	19	78.5	77.8	33.3	M16	UC215D1 UC215-213D1 UC215-214D1 UC215-215D1 UC215-300D1
80 3 ¹ / ₁₆ 3 ¹ / ₈ 3 ³ / ₁₆	UCF216D1 UCF216-301D1 UCF216-302D1 UCF216-303D1	208	165	34	22	58	23	83.3	82.6	33.3	M20	UC216D1 UC216-301D1 UC216-302D1 UC216-303D1

Remarks: 1) These numbers indicate relubricatable type. If maintenance free type is needed, please order without suffix "D1".

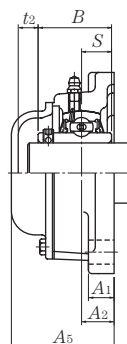
Note: Please refer to page 44 for size of grease fitting.



Press steel dust cover type (Close end)
SM-UCF...D1

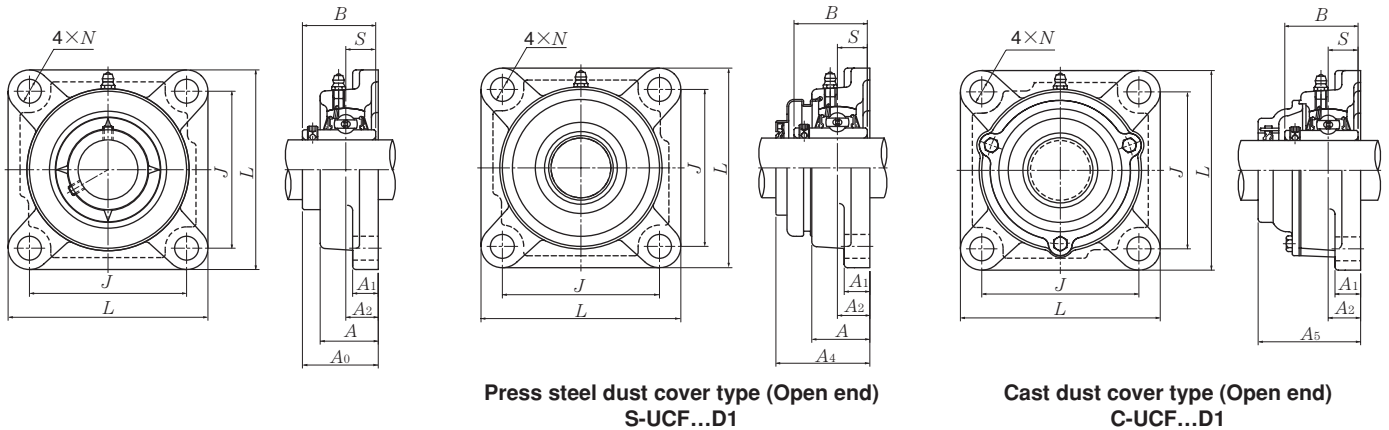


Cast dust cover type (Close end)
CM-UCF...D1



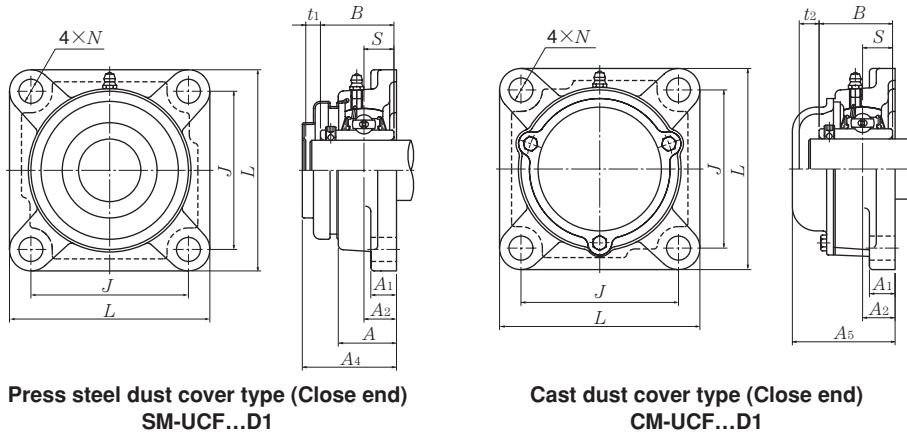
Housing number ¹⁾	Unit number ¹⁾ pressed steel dust cover type	Unit number ¹⁾ cast dust cover type	Nominal dimensions				Mass (approx.)		
			mm		inch		kg		lb
			t ₁	t ₂	A ₄	A ₅	UCF	S(SM)	C(CM)
F210D1	S(SM)-UCF210D1	C(CM)-UCF210D1	8	12	65.5	72	2.5	2.5	3.0
F210D1	S(SM)-UCF210-113D1	C(CM)-UCF210-113D1							
F210D1	S(SM)-UCF210-114D1	C(CM)-UCF210-114D1	5/16	15/32	2 19/32	2 27/32	5.5	5.5	6.6
F210D1	S(SM)-UCF210-115D1	C(CM)-UCF210-115D1							
F210D1	S(SM)-UCF210-200D1	C(CM)-UCF210-200D1							
F211D1	S(SM)-UCF211D1	C(CM)-UCF211D1	10	11	71	75	3.3	3.4	4.0
F211D1	S(SM)-UCF211-200D1	C(CM)-UCF211-200D1							
F211D1	S(SM)-UCF211-201D1	C(CM)-UCF211-201D1	25/64	7/16	2 25/32	2 15/16	7.3	7.5	8.8
F211D1	S(SM)-UCF211-202D1	C(CM)-UCF211-202D1							
F211D1	S(SM)-UCF211-203D1	C(CM)-UCF211-203D1							
F212D1	S(SM)-UCF212D1	C(CM)-UCF212D1	8	12	80	86	3.9	4.1	4.8
F212D1	S(SM)-UCF212-204D1	C(CM)-UCF212-204D1							
F212D1	S(SM)-UCF212-205D1	C(CM)-UCF212-205D1	5/16	15/32	3 25/32	3 3/8	8.6	9.0	11
F212D1	S(SM)-UCF212-206D1	C(CM)-UCF212-206D1							
F212D1	S(SM)-UCF212-207D1	C(CM)-UCF212-207D1							
F213D1	S(SM)-UCF213D1	C(CM)-UCF213D1	11	15	83.5	90	5.5	5.6	6.4
F213D1	S(SM)-UCF213-208D1	C(CM)-UCF213-208D1							
F213D1	S(SM)-UCF213-209D1	C(CM)-UCF213-209D1	7/16	19/32	3 9/32	3 17/32	12	12	14
F214D1	—	C(CM)-UCF214D1	—	16	—	98	6.3	—	7.4
F214D1	—	C(CM)-UCF214-210D1							
F214D1	—	C(CM)-UCF214-211D1	—	5/8	—	3 27/32	14	—	16
F214D1	—	C(CM)-UCF214-212D1							
F215D1	—	C(CM)-UCF215D1	—	17	—	102	6.6	—	7.9
F215D1	—	C(CM)-UCF215-213D1							
F215D1	—	C(CM)-UCF215-214D1	—	2 1/32	—	4 1/32	15	—	17
F215D1	—	C(CM)-UCF215-215D1							
F215D1	—	C(CM)-UCF215-300D1							
F216D1	—	C(CM)-UCF216D1	—	16	—	106	7.9	—	9.3
F216D1	—	C(CM)-UCF216-301D1							
F216D1	—	C(CM)-UCF216-302D1	—	5/8	—	4 3/16	17	—	21
F216D1	—	C(CM)-UCF216-303D1							

Square flanged units cast housing Set screw type



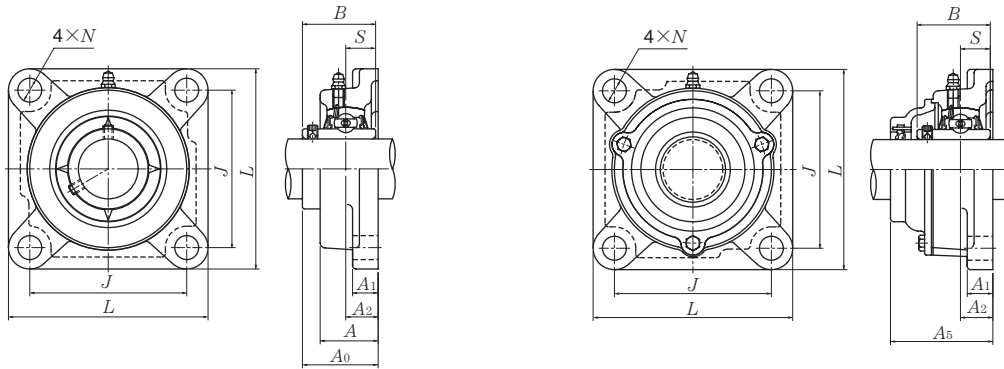
Shaft dia. mm inch	Unit number ¹⁾	Nominal dimensions									Bolt size mm inch	Bearing number
		<i>L</i>	<i>J</i>	<i>A₂</i>	<i>A₁</i>	<i>A</i>	<i>N</i>	<i>A₀</i>	<i>B</i>	<i>S</i>		
85 3 ¹ / ₄	UCF217D1 UCF217-304D1	220	175	36	24	63	23	87.6	85.7	34.1	M20	UC217D1 UC217-304D1
3⁵/₁₆ 3⁷/₁₆	UCF217-305D1 UCF217-307D1	8 ²¹ / ₃₂	6 ⁵⁷ / ₆₄	1 ²⁷ / ₆₄	1 ⁵ / ₁₆	2 ¹⁵ / ₃₂	2 ²⁹ / ₃₂	3 ²⁹ / ₆₄	3.3740	1.343	3/4	UC217-305D1 UC217-307D1
90 3 ¹ / ₂	UCF218D1 UCF218-308D1	235	187	40	24	68	23	96.3	96	39.7	M20	UC218D1 UC218-308D1
		9 ¹ / ₄	7 ²³ / ₆₄	1 ³⁷ / ₆₄	1 ⁵ / ₁₆	2 ¹¹ / ₁₆	2 ²⁹ / ₃₂	3 ⁵¹ / ₆₄	3.7795	1.563	3/4	

Remarks: 1) These numbers indicate relubricatable type. If maintenance free type is needed, please order without suffix "D1".
Note: Please refer to page 44 for size of grease fitting.



Housing number ¹⁾	Unit number ¹⁾ pressed steel dust cover type	Unit number ¹⁾ cast dust cover ty	Nominal dimensions				Mass (approx.)		
			mm		inch		kg		lb
			t_1	t_2	A_4	A_5	UCF	S(SM)	C(CM)
F217D1	—	C(CM)-UCF217D1	—	20	—	114	9.8	—	12
F217D1	—	C(CM)-UCF217-304D1	—	$\frac{25}{32}$	—	$4\frac{1}{2}$	22	—	26
F217D1	—	C(CM)-UCF217-305D1	—	$\frac{25}{32}$	—	$4\frac{1}{2}$	22	—	26
F217D1	—	C(CM)-UCF217-307D1	—	$\frac{25}{32}$	—	$4\frac{1}{2}$	22	—	26
F218D1	—	C(CM)-UCF218D1	—	19	—	122	12	—	13
F218D1	—	C(CM)-UCF218-308D1	—	$\frac{3}{4}$	—	$4\frac{13}{16}$	26	—	29

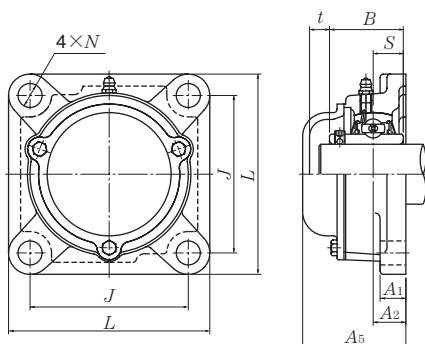
Square flanged units cast housing Set screw type



Cast dust cover type (Open end)
C-UCF...D1

Shaft dia. mm inch	Unit number ¹⁾	Nominal dimensions									Bolt size mm inch	Bearing number
		L	J	A ₂	A ₁	A	N	A ₀	B	S		
25 13/16 7/8 15/16 1	UCF305D1 UCF305-013D1 UCF305-014D1 UCF305-015D1 UCF305-100D1	110 4 11/32	80 3 5/32	16 5/8	13 1/2	29 1 5/32	16 5/8	39 1 17/32	38 1.4961	15 0.591	M14 1/2	UC305D1 UC305-013D1 UC305-014D1 UC305-015D1 UC305-100D1
30 1 1/16 1 1/8 1 3/16	UCF306D1 UCF306-101D1 UCF306-102D1 UCF306-103D1	125 4 29/32	95 3 47/64	18 45/64	15 19/32	32 1 1/4	16 5/8	44 1 47/64	43 1.6929	17 0.669	M14 1/2	UC306D1 UC306-101D1 UC306-102D1 UC306-103D1
35 1 1/4 1 5/16 1 3/8 1 7/16	UCF307D1 UCF307-104D1 UCF307-105D1 UCF307-106D1 UCF307-107D1	135 5 5/16	100 3 15/16	20 25/32	16 5/8	36 1 13/32	19 3/4	49 1 59/64	48 1.8898	19 0.748	M16 5/8	UC307D1 UC307-104D1 UC307-105D1 UC307-106D1 UC307-107D1
40 1 1/2 1 9/16	UCF308D1 UCF308-108D1 UCF308-109D1	150 5 29/32	112 4 13/32	23 29/32	17 21/32	40 1 9/16	19 3/4	56 2 13/64	52 2.0472	19 0.748	M16 5/8	UC308D1 UC308-108D1 UC308-109D1
45 1 5/8 1 11/16 1 3/4	UCF309D1 UCF309-110D1 UCF309-111D1 UCF309-112D1	160 6 5/16	125 4 59/64	25 63/64	18 23/32	44 1 23/32	19 3/4	60 2 23/64	57 2.2441	22 0.866	M16 5/8	UC309D1 UC309-110D1 UC309-111D1 UC309-112D1
50 1 13/16 1 7/8 1 15/16	UCF310D1 UCF310-113D1 UCF310-114D1 UCF310-115D1	175 6 7/8	132 5 13/64	28 1 7/64	19 3/4	48 1 7/8	23 29/32	67 2 41/64	61 2.4016	22 0.866	M20 3/4	UC310D1 UC310-113D1 UC310-114D1 UC310-115D1
55 2 2 1/16 2 1/8 2 3/16	UCF311D1 UCF311-200D1 UCF311-201D1 UCF311-202D1 UCF311-203D1	185 7 9/32	140 5 33/64	30 1 3/16	20 25/32	52 2 1/16	23 29/32	71 2 51/64	66 2.5984	25 0.984	M20 3/4	UC311D1 UC311-200D1 UC311-201D1 UC311-202D1 UC311-203D1

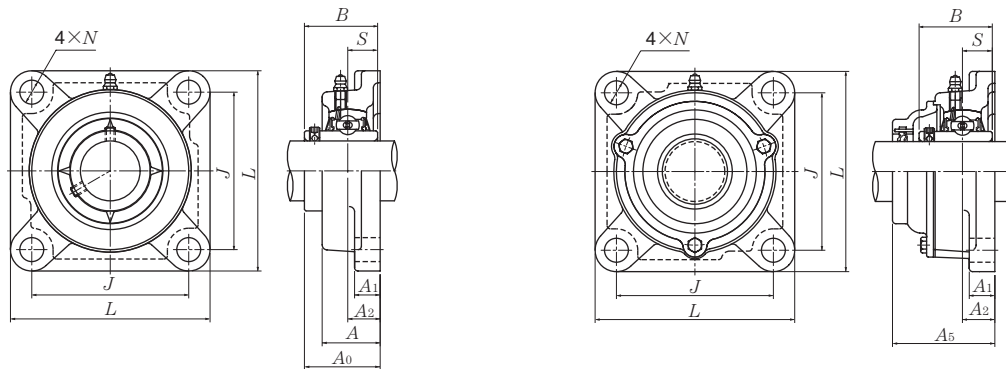
Remarks: 1) These numbers indicate relubricatable type. If maintenance free type is needed, please order without suffix "D1".
Note: Please refer to page 44 for size of grease fitting.



Cast dust cover type (Close end)
CM-UCF...D1

Housing number ¹⁾	Unit number ¹⁾ cast dust cover type	Nominal dimensions		Mass (approx.)	
		mm	inch	kg	lb
		<i>t</i>	<i>A₅</i>	UCF	C(CM)
F305D1	C(CM)-UCF305D1	12	56	1.1	1.4
F305D1	C(CM)-UCF305-013D1				
F305D1	C(CM)-UCF305-014D1				
F305D1	C(CM)-UCF305-015D1	$15\frac{1}{32}$	$2\frac{7}{32}$	2.4	3.1
F305D1	C(CM)-UCF305-100D1				
F306D1	C(CM)-UCF306D1	11	60	1.6	2.1
F306D1	C(CM)-UCF306-101D1				
F306D1	C(CM)-UCF306-102D1	$\frac{7}{16}$	$2\frac{3}{8}$	3.5	4.6
F306D1	C(CM)-UCF306-103D1				
F307D1	C(CM)-UCF307D1	14	68	2.1	2.6
F307D1	C(CM)-UCF307-104D1				
F307D1	C(CM)-UCF307-105D1				
F307D1	C(CM)-UCF307-106D1	$35\frac{5}{64}$	$2\frac{11}{16}$	4.6	5.7
F307D1	C(CM)-UCF307-107D1				
F308D1	C(CM)-UCF308D1	14	76	2.7	3.4
F308D1	C(CM)-UCF308-108D1				
F308D1	C(CM)-UCF308-109D1	$35\frac{5}{64}$	3	6.0	7.5
F309D1	C(CM)-UCF309D1	14	80	3.4	4.3
F309D1	C(CM)-UCF309-110D1				
F309D1	C(CM)-UCF309-111D1	$35\frac{5}{64}$	$3\frac{5}{32}$	7.5	9.5
F309D1	C(CM)-UCF309-112D1				
F310D1	C(CM)-UCF310D1	15	88	4.5	5.8
F310D1	C(CM)-UCF310-113D1				
F310D1	C(CM)-UCF310-114D1	$19\frac{1}{32}$	$3\frac{15}{32}$	9.9	13
F310D1	C(CM)-UCF310-115D1				
F311D1	C(CM)-UCF311D1	15	92	5.3	6.7
F311D1	C(CM)-UCF311-200D1				
F311D1	C(CM)-UCF311-201D1				
F311D1	C(CM)-UCF311-202D1	$19\frac{1}{32}$	$3\frac{5}{8}$	12	15
F311D1	C(CM)-UCF311-203D1				

Square flanged units cast housing Set screw type

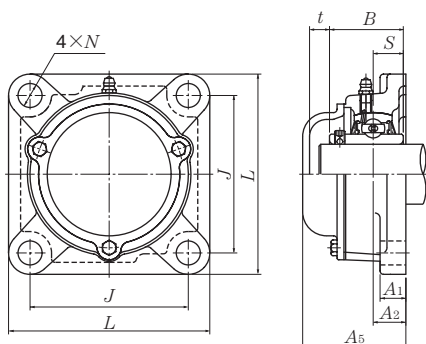


Cast dust cover type (Open end)
C-UCF...D1

Shaft dia.	Unit number ¹⁾	Nominal dimensions									Bolt size	Bearing number
		mm		inch								
mm inch		L	J	A ₂	A ₁	A	N	A ₀	B	S	mm inch	
60 2 ¹ / ₄ 2 ⁵ / ₁₆ 2 ³ / ₈ 2 ⁷ / ₁₆	UCF312D1 UCF312-204D1 UCF312-205D1 UCF312-206D1 UCF312-207D1	195	150	33	22	56	23	78	71	26	M20	UC312D1 UC312-204D1 UC312-205D1 UC312-206D1 UC312-207D1
		7 ¹¹ / ₁₆	5 ²⁹ / ₃₂	1 ¹⁹ / ₆₄	7/8	2 ⁷ / ₃₂	2 ⁹ / ₃₂	3 ⁵ / ₆₄	2.7953	1.024	3/4	
65 2 ¹ / ₂ 2 ⁹ / ₁₆	UCF313D1 UCF313-208D1 UCF313-209D1	208	166	33	22	58	23	78	75	30	M20	UC313D1 UC313-208D1 UC313-209D1
		8 ³ / ₁₆	6 ¹⁷ / ₃₂	1 ¹⁹ / ₆₄	7/8	2 ⁹ / ₃₂	2 ⁹ / ₃₂	3 ⁵ / ₆₄	2.9528	1.181	3/4	
70 2 ⁵ / ₈ 2 ¹¹ / ₁₆ 2 ³ / ₄	UCF314D1 UCF314-210D1 UCF314-211D1 UCF314-212D1	226	178	36	25	61	25	81	78	33	M22	UC314D1 UC314-210D1 UC314-211D1 UC314-212D1
		8 ²⁹ / ₃₂	6 ¹ / ₆₄	1 ²⁷ / ₆₄	3 ¹ / ₃₂	2 ¹³ / ₃₂	6 ³ / ₆₄	3 ³ / ₁₆	3.0709	1.299	7/8	
75 2 ¹³ / ₁₆ 2 ⁷ / ₈ 2 ¹⁵ / ₁₆ 3	UCF315D1 UCF315-213D1 UCF315-214D1 UCF315-215D1 UCF315-300D1	236	184	39	25	66	25	89	82	32	M22	UC315D1 UC315-213D1 UC315-214D1 UC315-215D1 UC315-300D1
		9 ⁹ / ₃₂	7 ¹ / ₄	1 ¹⁷ / ₃₂	3 ¹ / ₃₂	2 ¹⁹ / ₃₂	6 ³ / ₆₄	3 ¹ / ₂	3.2283	1.260	7/8	
80 3 ¹ / ₁₆ 3 ¹ / ₈ 3 ³ / ₁₆	UCF316D1 UCF316-301D1 UCF316-302D1 UCF316-303D1	250	196	38	27	68	31	90	86	34	M27	UC316D1 UC316-301D1 UC316-302D1 UC316-303D1
		9 ²⁷ / ₃₂	7 ²³ / ₃₂	1 ¹ / ₂	1 ¹ / ₁₆	2 ¹¹ / ₁₆	1 ⁷ / ₃₂	3 ³⁵ / ₆₄	3.3858	1.339	1	
85 3 ¹ / ₄ 3 ⁵ / ₁₆ 3 ⁷ / ₁₆	UCF317D1 UCF317-304D1 UCF317-305D1 UCF317-307D1	260	204	44	27	74	31	100	96	40	M27	UC317D1 UC317-304D1 UC317-305D1 UC317-307D1
		10 ¹ / ₄	8 ¹ / ₃₂	1 ⁴⁷ / ₆₄	1 ¹ / ₁₆	2 ²⁹ / ₃₂	1 ⁷ / ₃₂	3 ¹⁵ / ₁₆	3.7795	1.575	1	
90 3 ⁷ / ₁₆ 3 ¹ / ₂	UCF318D1 UCF318-307D1 UCF318-308D1	280	216	44	30	76	35	100	96	40	M30	UC318D1 UC318-307D1 UC318-308D1
		11 ¹ / ₃₂	8 ¹ / ₂	1 ⁴⁷ / ₆₄	1 ³ / ₁₆	3	1 ³ / ₈	3 ¹⁵ / ₁₆	3.7795	1.575	1 ¹ / ₈	

Remarks: 1) These numbers indicate relubricatable type. If maintenance free type is needed, please order without suffix "D1".

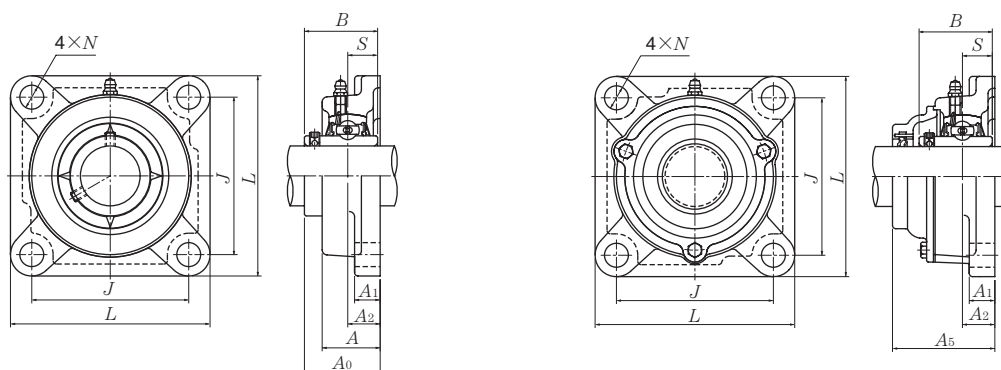
Note: Please refer to page 44 for size of grease fitting.



Cast dust cover type (Close end)
CM-UCF...D1

Housing number ¹⁾	Unit number ¹⁾ cast dust cover type	Nominal dimensions		Mass (approx.)	
		mm	inch	kg	lb
		<i>t</i>	<i>A</i> ₅	UCF	C(CM)
F312D1	C(CM)-UCF312D1	16	100	6.3	7.8
F312D1	C(CM)-UCF312-204D1				
F312D1	C(CM)-UCF312-205D1				
F312D1	C(CM)-UCF312-206D1	5/8	3 15/16	14	17
F312D1	C(CM)-UCF312-207D1				
F313D1	C(CM)-UCF313D1	19	103	8.0	9.7
F313D1	C(CM)-UCF313-208D1				
F313D1	C(CM)-UCF313-209D1	3/4	4 1/16	18	21
F314D1	C(CM)-UCF314D1	19	106	9.4	11
F314D1	C(CM)-UCF314-210D1				
F314D1	C(CM)-UCF314-211D1	3/4	4 3/16	21	24
F314D1	C(CM)-UCF314-212D1				
F315D1	C(CM)-UCF315D1	19	114	11	13
F315D1	C(CM)-UCF315-213D1				
F315D1	C(CM)-UCF315-214D1				
F315D1	C(CM)-UCF315-215D1	3/4	4 1/2	24	29
F315D1	C(CM)-UCF315-300D1				
F316D1	C(CM)-UCF316D1	19	116	14	16
F316D1	C(CM)-UCF316-301D1				
F316D1	C(CM)-UCF316-302D1	3/4	4 9/16	31	35
F316D1	C(CM)-UCF316-303D1				
F317D1	C(CM)-UCF317D1	21	129	15	19
F317D1	C(CM)-UCF317-304D1				
F317D1	C(CM)-UCF317-305D1	13/16	5 3/32	33	42
F317D1	C(CM)-UCF317-307D1				
F318D1	C(CM)-UCF318D1	21	129	19	23
F318D1	C(CM)-UCF318-307D1				
F318D1	C(CM)-UCF318-308D1	13/16	5 3/32	42	51

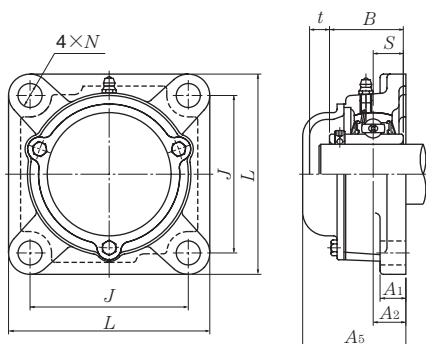
Square flanged units cast housing Set screw type



Cast dust cover type (Open end)
C-UCF...D1

Shaft dia. mm inch	Unit number ¹⁾	Nominal dimensions									Bolt size mm inch	Bearing number	
				mm		inch							
		L	J	A ₂	A ₁	A	N	A ₀	B	S			
95 3 ⁵ / ₈ 3 ¹¹ / ₁₆ 3 ³ / ₄	UCF319D1 UCF319-310D1 UCF319-311D1 UCF319-312D1	290	228	59	30	94	35	121	103	41	M30	UC319D1 UC319-310D1 UC319-311D1 UC319-312D1	
100 3 ¹³ / ₁₆ 3 ⁷ / ₈ 3 ¹⁵ / ₁₆ 4	UCF320D1 UCF320-313D1 UCF320-314D1 UCF320-315D1 UCF320-400D1	310	242	59	32	94	38	125	108	42	M33	UC320D1 UC320-313D1 UC320-314D1 UC320-315D1 UC320-400D1	
105	UCF321D1	310	242	59	32	94	38	127	112	44	M33	UC321D1	
110	UCF322D1	340	266	60	35	96	41	131	117	46	M36	UC322D1	
120	UCF324D1	370	290	65	40	110	41	140	126	51	M36	UC324D1	
130	UCF326D1	410	320	65	45	115	41	146	135	54	M36	UC326D1	
140	UCF328D1	450	350	75	55	125	41	161	145	59	M36	UC328D1	

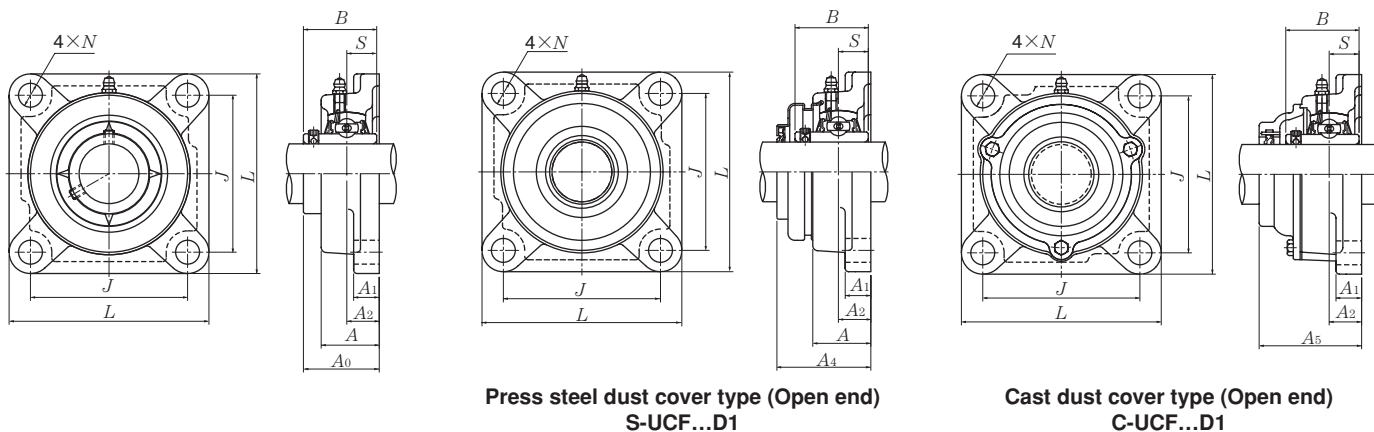
Remarks: 1) These numbers indicate relubricatable type. If maintenance free type is needed, please order without suffix "D1".
Note: Please refer to page 44 for size of grease fitting.



Cast dust cover type (Close end)
CM-UCF...D1

Housing number ¹⁾	Unit number ¹⁾ cast dust cover type	Nominal dimensions		Mass (approx.)	
		mm	inch	kg	lb
		<i>t</i>	<i>A₅</i>	UCF	C(CM)
F319D1	C(CM)-UCF319D1	20	149	22	25
F319D1	C(CM)-UCF319-310D1				
F319D1	C(CM)-UCF319-311D1	$\frac{25}{32}$	$5\frac{7}{8}$	49	55
F319D1	C(CM)-UCF319-312D1				
F320D1	C(CM)-UCF320D1	20	154	27	32
F320D1	C(CM)-UCF320-313D1				
F320D1	C(CM)-UCF320-314D1	$\frac{25}{32}$	$6\frac{1}{16}$	60	71
F320D1	C(CM)-UCF320-315D1				
F320D1	C(CM)-UCF320-400D1				
F321D1	C(CM)-UCF321D1	20	156	26	32
F322D1	C(CM)-UCF322D1	20	160	34	40
F324D1	C(CM)-UCF324D1	22	172	48	56
F326D1	C(CM)-UCF326D1	22	178	63	73
F328D1	C(CM)-UCF328D1	21	192	90	100

Square flanged units cast housing Set screw type



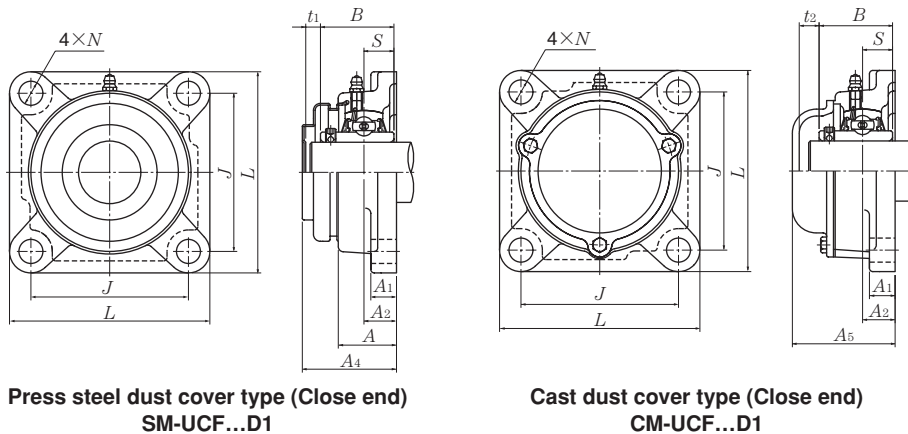
Press steel dust cover type (Open end)
S-UCF...D1

Cast dust cover type (Open end)
C-UCF...D1

Shaft dia. mm inch	Unit number ¹⁾	Nominal dimensions									Bolt size mm inch	Bearing number	
				mm		inch							
		L	J	A ₂	A ₁	A	N	A ₀	B	S			
25 1 ³ / ₁₆ 7/ ₈ 1 ⁵ / ₁₆ 1	UCFX05D1	108	83	18	13	30	12	40.2	38.1	15.9	M10	UCX05D1	
	UCFX05-013D1											UCX05-013D1	
	UCFX05-014D1											UCX05-014D1	
	UCFX05-015D1											UCX05-015D1	
	UCFX05-100D1											UCX05-100D1	
30 1 ¹ / ₁₆ 1 ¹ / ₈ 1 ³ / ₁₆ 1 ¹ / ₄	UCFX06D1	117	92	19	14	34	16	44.4	42.9	17.5	M14	UCX06D1	
	UCFX06-101D1											UCX06-101D1	
	UCFX06-102D1											UCX06-102D1	
	UCFX06-103D1											UCX06-103D1	
	UCFX06-104D1											UC207-104D1	
35 1 ⁵ / ₁₆ 1 ³ / ₈ 1 ⁷ / ₁₆	UCFX07D1	130	102	21	14	38	16	51.2	49.2	19	M14	UCX07D1	
	UCFX07-105D1											UCX07-105D1	
	UCFX07-106D1											UCX07-106D1	
40 1 ¹ / ₂ 1 ⁹ / ₁₆	UCFX08D1	137	105	22	14	40	19	52.2	49.2	19	M16	UCX08D1	
	UCFX08-108D1											UCX08-108D1	
	UCFX08-109D1											UCX08-109D1	
45 1 ⁵ / ₈ 1 ¹¹ / ₁₆ 1 ³ / ₄ 1 ¹³ / ₁₆	UCFX09D1	143	111	23	14	40	19	55.6	51.6	19	M16	UCX09D1	
	UCFX09-110D1											UCX09-110D1	
	UCFX09-111D1											UCX09-111D1	
	UCFX09-112D1											UCX09-112D1	
	UCFX09-113D1											UC210-113D1	
50 1 ⁷ / ₈ 1 ¹⁵ / ₁₆ 2	UCFX10D1	162	130	26	20	44	19	59.4	55.6	22.2	M16	UCX10D1	
	UCFX10-114D1											UCX10-114D1	
	UCFX10-115D1											UCX10-115D1	
	UCFX10-200D1											UC211-200D1	

Remarks: 1) These numbers indicate relubricatable type. If maintenance free type is needed, please order without suffix "D1".

Note: Please refer to page 44 for size of grease fitting.

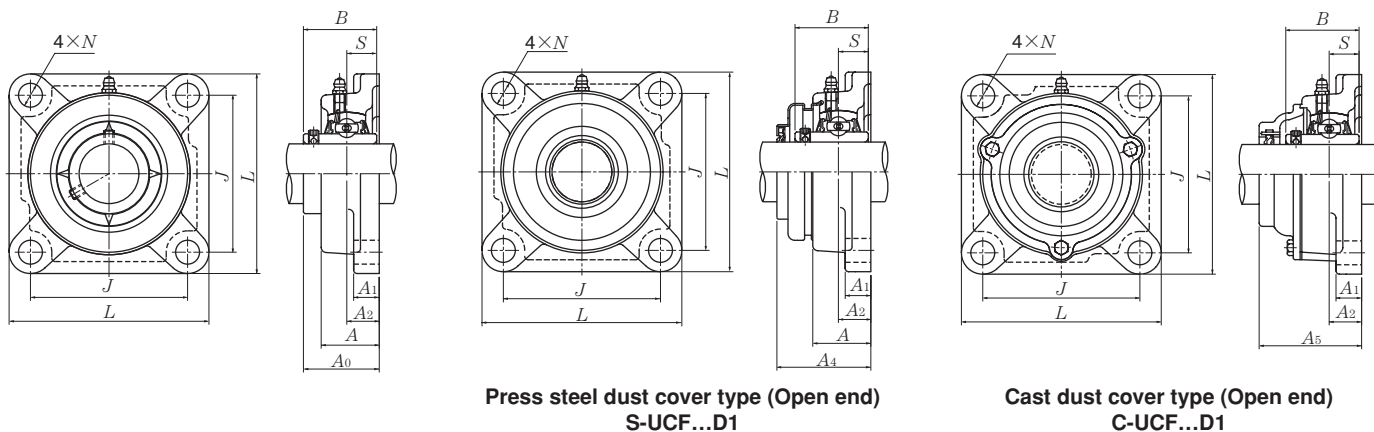


Press steel dust cover type (Close end)
SM-UCF...D1

Cast dust cover type (Close end)
CM-UCF...D1

Housing number ¹⁾	Unit number ¹⁾ pressed steel dust cover type	Unit number ¹⁾ cast dust cover type	Nominal dimensions				Mass (approx.)		
			mm		inch		kg		lb
			t_1	t_2	A_4	A_5	UCFX	S(SM)	C(CM)
FX05D1	—	C(CM)-UCFX05D1	7	11	49	56	1.1	1.2	1.3
FX05D1	—	C(CM)-UCFX05-013D1							
FX05D1	—	C(CM)-UCFX05-014D1	$\frac{9}{32}$	$\frac{7}{16}$	$1\frac{15}{16}$	$2\frac{7}{32}$	2.4	2.7	2.9
FX05D1	—	C(CM)-UCFX05-015D1							
FX05D1	—	C(CM)-UCFX05-100D1							
FX06D1	—	C(CM)-UCFX06D1	8	10	55	59	1.7	1.8	1.9
FX06D1	—	C(CM)-UCFX06-101D1							
FX06D1	—	C(CM)-UCFX06-102D1	$\frac{5}{16}$	$\frac{25}{64}$	$2\frac{5}{32}$	$2\frac{5}{16}$	3.8	4.0	4.2
FX06D1	—	C(CM)-UCFX06-103D1							
FX06D1	—	C(CM)-UCFX06-104D1							
FX07D1	S(SM)-UCFX07D1	C(CM)-UCFX07D1	8	9	62	66	2.1	2.2	2.5
FX07D1	S(SM)-UCFX07-105D1	C(CM)-UCFX07-105D1							
FX07D1	S(SM)-UCFX07-106D1	C(CM)-UCFX07-106D1	$\frac{5}{16}$	$\frac{23}{64}$	$2\frac{7}{16}$	$2\frac{19}{32}$	4.6	4.9	5.5
FX07D1	S(SM)-UCFX07-107D1	C(CM)-UCFX07-107D1							
FX08D1	S(SM)-UCFX08D1	C(CM)-UCFX08D1	8	12	63	70	2.3	2.4	2.7
FX08D1	S(SM)-UCFX08-108D1	C(CM)-UCFX08-108D1							
FX08D1	S(SM)-UCFX08-109D1	C(CM)-UCFX08-109D1	$\frac{5}{16}$	$\frac{15}{32}$	$2\frac{15}{32}$	$2\frac{3}{4}$	5.1	5.3	6.0
FX09D1	S(SM)-UCFX09D1	C(CM)-UCFX09D1	7	12	65.5	73	2.5	2.6	3.0
FX09D1	S(SM)-UCFX09-110D1	C(CM)-UCFX09-110D1							
FX09D1	S(SM)-UCFX09-111D1	C(CM)-UCFX09-111D1							
FX09D1	S(SM)-UCFX09-112D1	C(CM)-UCFX09-112D1	$\frac{9}{32}$	$\frac{15}{32}$	$2\frac{19}{32}$	$2\frac{7}{8}$	5.5	5.7	6.6
FX09D1	S(SM)-UCFX09-113D1	C(CM)-UCFX09-113D1							
FX10D1	S(SM)-UCFX10D1	C(CM)-UCFX10D1	9	11	71	76	3.8	3.9	4.3
FX10D1	S(SM)-UCFX10-114D1	C(CM)-UCFX10-114D1							
FX10D1	S(SM)-UCFX10-115D1	C(CM)-UCFX10-115D1	$\frac{23}{64}$	$\frac{7}{16}$	$2\frac{25}{32}$	3	8.4	8.6	9.5
FX10D1	S(SM)-UCFX10-200D1	C(CM)-UCFX10-200D1							

Square flanged units cast housing Set screw type



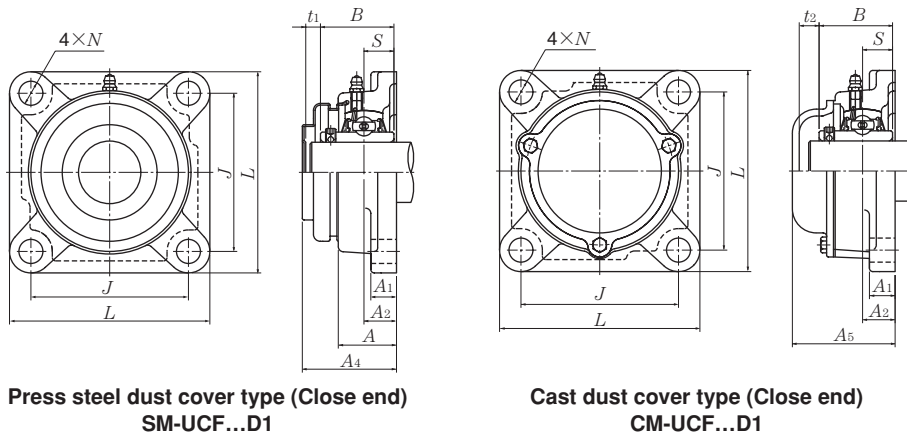
Press steel dust cover type (Open end)
S-UCF...D1

Cast dust cover type (Open end)
C-UCF...D1

Shaft dia. mm inch	Unit number ¹⁾	Nominal dimensions									Bolt size mm inch	Bearing number
		L	J	A ₂	A ₁	A	N	A ₀	B	S		
55 2 ¹ / ₁₆ 2 ¹ / ₈ 2 ³ / ₁₆ 2 ¹ / ₄ 2 ⁵ / ₁₆	UCFX11D1 UCFX11-201D1 UCFX11-202D1 UCFX11-203D1 UCFX11-204D1 UCFX11-205D1	175	143	29	20	49	19	68.7	65.1	25.4	M16	UCX11D1 UCX11-201D1 UCX11-202D1 UCX11-203D1 UC212-204D1 UC212-205D1
60 2 ³ / ₈ 2 ⁷ / ₁₆	UCFX12D1 UCFX12-206D1 UCFX12-207D1	187	149	34	21	59	19	73.7	65.1	25.4	M16	UCX12D1 UCX12-206D1 UCX12-207D1
65 2 ¹ / ₂ 2 ⁹ / ₁₆	UCFX13D1 UCFX13-208D1 UCFX13-209D1	187	149	34	21	59	19	78.4	74.6	30.2	M16	UCX13D1 UCX13-208D1 UCX13-209D1
70 2 ⁵ / ₈ 2 ¹¹ / ₁₆ 2 ³ / ₄	UCFX14D1 UCFX14-210D1 UCFX14-211D1 UCFX14-212D1	197	152	37	24	60	23	81.5	77.8	33.3	M20	UCX14D1 UCX14-210D1 UCX14-211D1 UCX14-212D1
75 2 ¹³ / ₁₆ 2 ⁷ / ₈ 2 ¹⁵ / ₁₆ 3	UCFX15D1 UCFX15-213D1 UCFX15-214D1 UCFX15-215D1 UCFX15-300D1	197	152	40	24	68	23	89.3	82.6	33.3	M20	UCX15D1 UCX15-213D1 UCX15-214D1 UCX15-215D1 UCX15-300D1
80 3 ¹ / ₁₆ 3 ¹ / ₈ 3 ³ / ₁₆ 3 ¹ / ₄	UCFX16D1 UCFX16-301D1 UCFX16-302D1 UCFX16-303D1 UCFX16-304D1	214	171	40	24	70	23	91.6	85.7	34.1	M20	UCX16D1 UCX16-301D1 UCX16-302D1 UCX16-303D1 UC217-304D1
85 3 ⁵ / ₁₆ 3 ⁷ / ₁₆	UCFX17D1 UCFX17-305D1 UCFX17-307D1	214	171	40	24	70	23	96.3	96	39.7	M20	UCX17D1 UCX17-305D1 UCX17-307D1

Remarks: 1) These numbers indicate relubricatable type. If maintenance free type is needed, please order without suffix "D1".

Note: Please refer to page 44 for size of grease fitting.

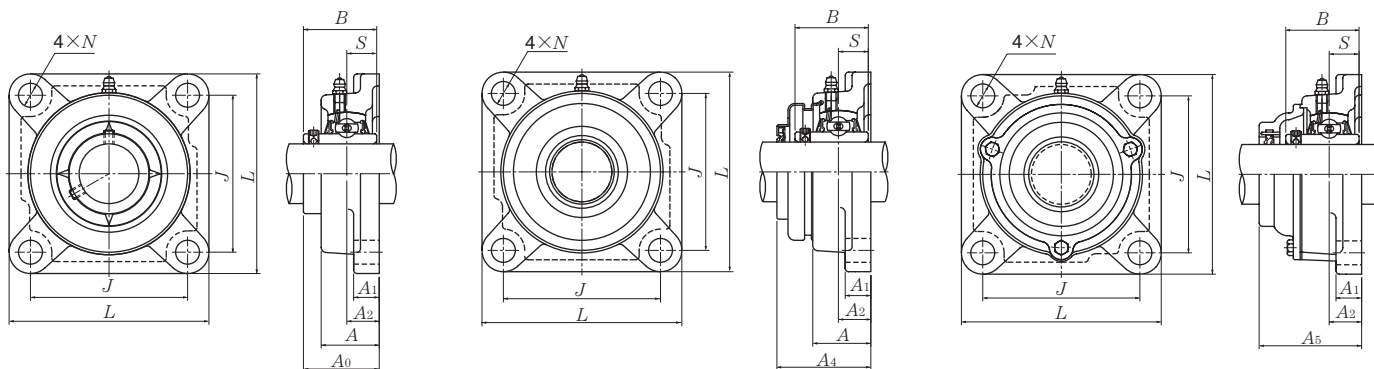


Press steel dust cover type (Close end)
SM-UCF...D1

Cast dust cover type (Close end)
CM-UCF...D1

Housing number ¹⁾	Unit number ¹⁾ pressed steel dust cover type	Unit number ¹⁾ cast dust cover type	Nominal dimensions				Mass (approx.)		
			mm		inch		kg		lb
			t_1	t_2	A_4	A_5	UCFX	S(SM)	C(CM)
FX11D1	S(SM)-UCFX11D1	C(CM)-UCFX11D1	8	12	80	86	4.8	5.0	5.5
FX11D1	S(SM)-UCFX11-201D1	C(CM)-UCFX11-201D1							
FX11D1	S(SM)-UCFX11-202D1	C(CM)-UCFX11-202D1							
FX11D1	S(SM)-UCFX11-203D1	C(CM)-UCFX11-203D1	$\frac{5}{16}$	$\frac{15}{32}$	$3\frac{25}{32}$	$3\frac{3}{8}$	11	11	12
FX11D1	S(SM)-UCFX11-204D1	C(CM)-UCFX11-204D1							
FX11D1	S(SM)-UCFX11-205D1	C(CM)-UCFX11-205D1							
FX12D1	S(SM)-UCFX12D1	C(CM)-UCFX12D1	7	15	83.5	94	6.4	6.6	7.3
FX12D1	S(SM)-UCFX12-206D1	C(CM)-UCFX12-206D1	$\frac{9}{32}$	$\frac{19}{32}$	$3\frac{9}{32}$	$3\frac{11}{16}$	14	15	16
FX12D1	S(SM)-UCFX12-207D1	C(CM)-UCFX12-207D1							
FX13D1	—	C(CM)-UCFX13D1	—	16	—	101	6.7	—	7.8
FX13D1	—	C(CM)-UCFX13-208D1	—	$\frac{5}{8}$	—	$3\frac{31}{32}$	15	—	17
FX13D1	—	C(CM)-UCFX13-209D1							
FX14D1	—	C(CM)-UCFX14D1	—	17	—	105	7.1	—	8.3
FX14D1	—	C(CM)-UCFX14-210D1							
FX14D1	—	C(CM)-UCFX14-211D1	—	$2\frac{1}{32}$	—	$4\frac{1}{8}$	16	—	18
FX14D1	—	C(CM)-UCFX14-212D1							
FX15D1	—	C(CM)-UCFX15D1	—	16	—	112	8.6	—	9.9
FX15D1	—	C(CM)-UCFX15-213D1							
FX15D1	—	C(CM)-UCFX15-214D1							
FX15D1	—	C(CM)-UCFX15-215D1	—	$\frac{5}{8}$	—	$4\frac{13}{32}$	19	—	22
FX15D1	—	C(CM)-UCFX15-300D1							
FX16D1	—	C(CM)-UCFX16D1	—	20	—	118	11	—	12
FX16D1	—	C(CM)-UCFX16-301D1							
FX16D1	—	C(CM)-UCFX16-302D1	—	$2\frac{5}{32}$	—	$4\frac{21}{32}$	24	—	26
FX16D1	—	C(CM)-UCFX16-303D1							
FX16D1	—	C(CM)-UCFX16-304D1							
FX17D1	—	C(CM)-UCFX17D1	—	19	—	122	12	—	14
FX17D1	—	C(CM)-UCFX17-305D1	—	$\frac{3}{4}$	—	$4\frac{13}{16}$	26	—	31
FX17D1	—	C(CM)-UCFX17-307D1							

Square flanged units cast housing Set screw type



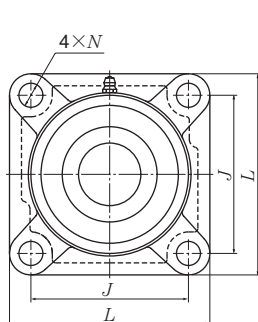
Press steel dust cover type (Open end)
S-UCF...D1

Cast dust cover type (Open end)
C-UCF...D1

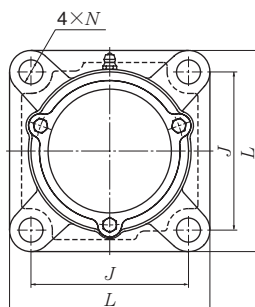
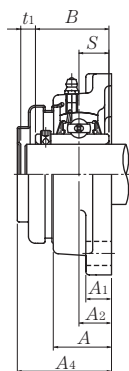
Shaft dia. mm inch	Unit number ¹⁾	Nominal dimensions									Bolt size mm inch	Bearing number
		<i>L</i>	<i>J</i>	<i>A₂</i>	<i>A₁</i>	<i>A</i>	<i>N</i>	<i>A₀</i>	<i>B</i>	<i>S</i>		
90 3 ⁷ / ₁₆ 3 ¹ / ₂	UCFX18D1	214	171	45	24	76	23	106.1	104	42.9	M20	UCX18D1
	UCFX18-307D1	8 ⁷ / ₁₆	6 ⁴⁷ / ₆₄	1 ⁴⁹ / ₆₄	1 ⁵ / ₁₆	3	2 ⁹ / ₃₂	4 ¹¹ / ₆₄	4.0945	1.689	3/4	UCX18-307D1
	UCFX18-308D1											UCX18-308D1
100 3 ¹³ / ₁₆ 3 ⁷ / ₈ 3 ¹⁵ / ₁₆ 4	UCFX20D1	268	211	59	31	97	31	127.3	117.5	49.2	M27	UCX20D1
	UCFX20-313D1	10 ⁹ / ₁₆	8 ⁵ / ₁₆	2 ²¹ / ₆₄	1 ⁷ / ₃₂	3 ¹³ / ₁₆	1 ⁷ / ₃₂	5 ¹ / ₆₄	4.6260	1.937	1	UCX20-313D1
	UCFX20-314D1											UCX20-314D1
	UCFX20-315D1											UCX20-315D1
UCFX20-400D1	UCX20-400D1											

Remarks: 1) These numbers indicate relubricatable type. If maintenance free type is needed, please order without suffix "D1".

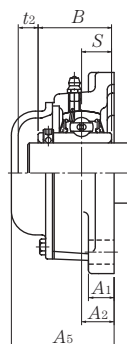
Note: Please refer to page 44 for size of grease fitting.



Press steel dust cover type (Close end)
SM-UCF...D1

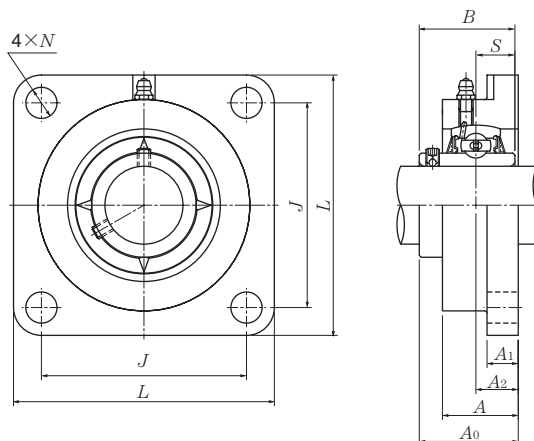


Cast dust cover type (Close end)
CM-UCF...D1



Housing number ¹⁾	Unit number ¹⁾ cast dust cover type	Nominal dimensions			Mass (approx.)	
		mm		inch	kg	lb
		t_1	t_2	A_5	UCFX	C(CM)
FX18D1	C(CM)-UCFX18D1	—	22	135	13	15
FX18D1	C(CM)-UCFX18-307D1	—	$\frac{7}{8}$	$5\frac{5}{16}$	29	33
FX18D1	C(CM)-UCFX18-308D1	—				
FX20D1	C(CM)-UCFX20D1	—	23	146.5	21	23
FX20D1	C(CM)-UCFX20-313D1	—				
FX20D1	C(CM)-UCFX20-314D1	—	$\frac{29}{32}$	$5\frac{49}{64}$	46	51
FX20D1	C(CM)-UCFX20-315D1	—				
FX20D1	C(CM)-UCFX20-400D1	—				

Square flanged units (Steel series) Set screw type



Shaft dia. mm	Unit number ¹⁾	Nominal dimensions										Bolt size mm	Bearing number
		mm											
		<i>L</i>	<i>J</i>	<i>A</i> ₂	<i>A</i> ₁	<i>A</i>	<i>N</i>	<i>A</i> ₀	<i>B</i>	<i>S</i>			
12	UCFG201D1	86	64	15	11	25.5	12	33.3	31	12.7	M10	UC201D1	
15	UCFG202D1	86	64	15	11	25.5	12	33.3	31	12.7	M10	UC202D1	
17	UCFG203D1	86	64	15	11	25.5	12	33.3	31	12.7	M10	UC203D1	
20	UCFG204D1	86	64	15	11	25.5	12	33.3	31	12.7	M10	UC204D1	
25	UCFG205D1	95	70	16	13	27	12	35.7	34	14.3	M10	UC205D1	
30	UCFG206D1	108	83	18	13	31	12	40.2	38.1	15.9	M10	UC206D1	
35	UCFG207D1	117	92	19	15	34	14	44.4	42.9	17.5	M12	UC207D1	
40	UCFG208D1	130	102	21	15	36	16	51.2	49.2	19	M14	UC208D1	
45	UCFG209D1	137	105	22	16	38	16	52.2	49.2	19	M14	UC209D1	
50	UCFG210D1	143	111	22	16	40	16	54.6	51.6	19	M14	UC210D1	
55	UCFG211D1	162	130	25	18	43	19	58.4	55.6	22.2	M16	UC211D1	
60	UCFG212D1	175	143	29	18	48	19	68.7	65.1	25.4	M16	UC212D1	
65	UCFG213D1	187	149	30	22	50	19	69.7	65.1	25.4	M16	UC213D1	
70	UCFG214D1	193	152	31	22	54	19	75.4	74.6	30.2	M16	UC214D1	
75	UCFG215D1	200	159	34	22	56	19	78.5	77.8	33.3	M16	UC215D1	
80	UCFG216D1	208	165	34	22	58	23	83.3	82.6	33.3	M20	UC216D1	
85	UCFG217D1	220	175	36	24	63	23	87.6	85.7	34.1	M20	UC217D1	
90	UCFG218D1	235	187	40	24	68	23	96.3	96	39.7	M20	UC218D1	

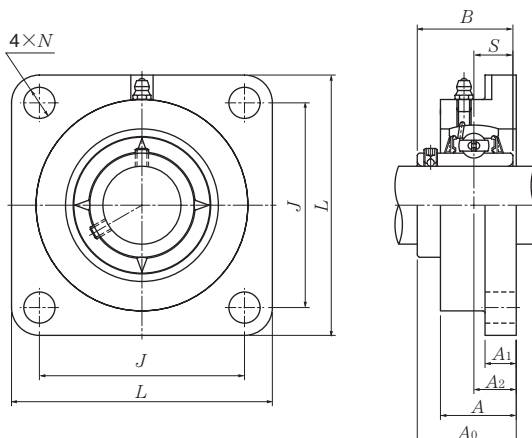
Remarks: 1) These numbers indicate relubricatable type. If maintenance free type is needed, please order without suffix "D1".

Note: 1) Please refer to page 44 for size of grease fitting.

2) Please refer to page 414-419 for inch series bearings.

Housing ¹⁾ number	Mass (approx.) kg
FG204D1	0.8
FG204D1	0.8
FG204D1	0.8
FG204D1	0.8
FG205D1	1.0
FG206D1	1.5
FG207D1	2.0
FG208D1	2.4
FG209D1	2.8
FG210D1	3.2
FG211D1	4.6
FG212D1	5.7
FG213D1	7.4
FG214D1	8.1
FG215D1	9.0
FG216D1	10
FG217D1	12
FG218D1	15

Square flanged units (Steel series) Set screw type



Shaft dia. mm	Unit number ¹⁾	Nominal dimensions mm									Bolt size mm	Bearing number
		L	J	A ₂	A ₁	A	N	A ₀	B	S		
25	UCFG305D1	110	80	16	13	29	16	39	38	15	M14	UC305D1
30	UCFG306D1	125	95	18	15	32	16	44	43	17	M14	UC306D1
35	UCFG307D1	135	100	20	16	36	19	49	48	19	M16	UC307D1
40	UCFG308D1	150	112	23	17	40	19	56	52	19	M16	UC308D1
45	UCFG309D1	160	125	25	18	44	19	60	57	22	M16	UC309D1
50	UCFG310D1	175	132	28	19	48	23	67	61	22	M20	UC310D1
55	UCFG311D1	185	140	30	20	52	23	71	66	25	M20	UC311D1
60	UCFG312D1	195	150	33	22	56	23	78	71	26	M20	UC312D1
65	UCFG313D1	208	166	33	22	58	23	78	75	30	M20	UC313D1
70	UCFG314D1	226	178	36	25	61	25	81	78	33	M22	UC314D1
75	UCFG315D1	236	184	39	25	66	25	89	82	32	M22	UC315D1
80	UCFG316D1	250	196	38	27	68	31	90	86	34	M27	UC316D1
85	UCFG317D1	260	204	44	27	74	31	100	96	40	M27	UC317D1
90	UCFG318D1	280	216	44	30	76	35	100	96	40	M30	UC318D1
95	UCFG319D1	290	228	59	30	94	35	121	103	41	M30	UC319D1
100	UCFG320D1	310	242	59	32	94	38	125	108	42	M33	UC320D1
105	UCFG321D1	310	242	59	32	94	38	127	112	44	M33	UC321D1
110	UCFG322D1	340	266	60	35	96	41	131	117	46	M36	UC322D1
120	UCFG324D1	370	290	65	40	110	41	140	126	51	M36	UC324D1
130	UCFG326D1	410	320	65	45	115	41	146	135	54	M36	UC326D1
140	UCFG328D1	450	350	75	55	125	41	161	145	59	M36	UC328D1

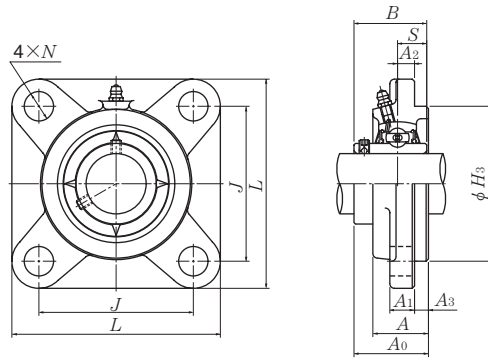
Remarks: 1) These numbers indicate relubricatable type. If maintenance free type is needed, please order without suffix "D1".

Note: 1) Please refer to page 44 for size of grease fitting.

2) Please refer to page 420-425 for inch series bearings.

Housing number ¹⁾	Mass (approx.) kg
FG305D1	1.6
FG306D1	2.0
FG307D1	2.8
FG308D1	3.6
FG309D1	5.0
FG310D1	6.9
FG311D1	8.8
FG312D1	11
FG313D1	12
FG314D1	14
FG315D1	18
FG316D1	21
FG317D1	23
FG318D1	26
FG319D1	33
FG320D1	40
FG321D1	41
FG322D1	52
FG324D1	64
FG326D1	76
FG328D1	98

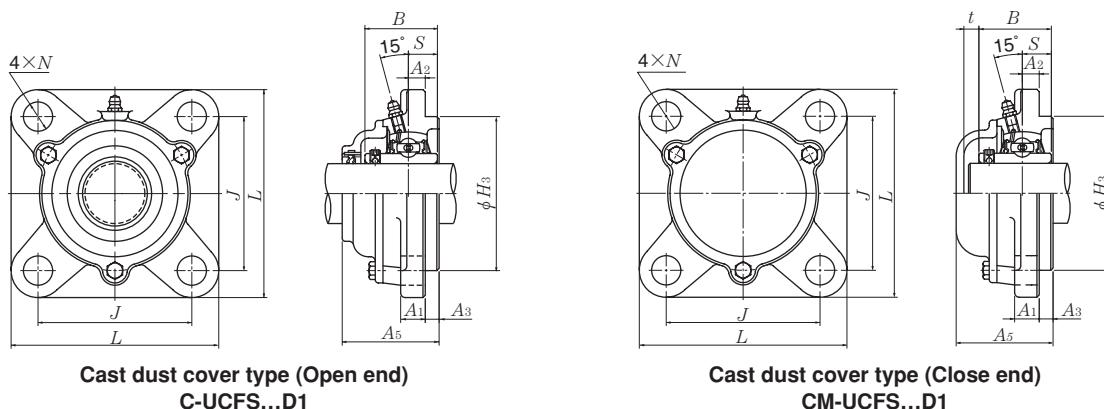
Square flanged units cast housing w/ spigot joint
Set screw type



Shaft dia. mm inch	Unit number ¹⁾	Nominal dimensions											Bolt size mm inch
		mm						inch					
		L	J	A ₂	N	A ₃	A ₁	A	H ₃	A ₀	B	S	
25 13/16 7/8 15/16 1	UCFS305D1 UCFS305-013D1 UCFS305-014D1 UCFS305-015D1 UCFS305-100D1	110	80	9	16	7	13	29	80	39	38	15	M14
		4 11/32	3 5/32	23/64	5/8	9/32	1/2	1 9/64	3.1496	1 17/32	1.4961	0.591	1/2
30 1 1/16 1 1/8 1 3/16	UCFS306D1 UCFS306-101D1 UCFS306-102D1 UCFS306-103D1	125	95	10	16	8	15	32	90	44	43	17	M14
		4 29/32	3 47/64	25/64	5/8	5/16	19/32	1 17/64	3.5433	1 47/64	1.6929	0.669	1/2
35 1 1/4 1 5/16 1 3/8 1 7/16	UCFS307D1 UCFS307-104D1 UCFS307-105D1 UCFS307-106D1 UCFS307-107D1	135	100	11	19	9	16	36	100	49	48	19	M16
		5 5/16	3 15/16	7/16	3/4	23/64	5/8	1 13/32	3.9370	1 59/64	1.8898	0.748	5/8
40 1 1/2 1 9/16	UCFS308D1 UCFS308-108D1 UCFS308-109D1	150	112	13	19	10	17	40	115	56	52	19	M16
		5 29/32	4 13/32	33/64	3/4	25/64	21/32	1 9/16	4.5276	2 13/64	2.0472	0.748	5/8
45 1 5/8 1 11/16 1 3/4	UCFS309D1 UCFS309-110D1 UCFS309-111D1 UCFS309-112D1	160	125	14	19	11	18	44	125	60	57	22	M16
		6 5/16	4 59/64	35/64	3/4	7/16	23/32	1 47/64	4.9213	2 23/64	2.2441	0.866	5/8
50 1 13/16 1 7/8 1 15/16	UCFS310D1 UCFS310-113D1 UCFS310-114D1 UCFS310-115D1	175	132	16	23	12	19	48	140	67	61	22	M20
		6 7/8	5 13/64	5/8	29/32	15/32	3/4	1 57/64	5.5118	2 41/64	2.4016	0.866	3/4
55 2 2 1/16 2 1/8 2 3/16	UCFS311D1 UCFS311-200D1 UCFS311-201D1 UCFS311-202D1 UCFS311-203D1	185	140	17	23	13	20	52	150	71	66	25	M20
		7 9/32	5 33/64	43/64	29/32	33/64	25/32	2 3/64	5.9055	2 51/64	2.5984	0.984	3/4

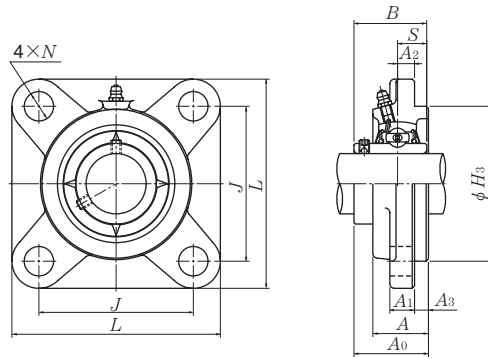
Remarks: 1) These numbers indicate relubricatable type. If maintenance free type is needed, please order without suffix "D1".

Note: Please refer to page 44 for size of grease fitting.



Bearing number	Housing number ¹⁾	Unit number ¹⁾ cast dust cover type	Nominal dimensions		Mass (approx.)	
			mm	inch	kg	lb
			<i>t</i>	<i>A₅</i>	UCFS	C(CM)
UC305D1	FS305D1	C(CM)-UCFS305D1	12	56	1.2	1.4
UC305-013D1	FS305D1	C(CM)-UCFS305-013D1				
UC305-014D1	FS305D1	C(CM)-UCFS305-014D1				
UC305-015D1	FS305D1	C(CM)-UCFS305-015D1	$1\frac{5}{32}$	$2\frac{13}{64}$	2.7	3.1
UC305-100D1	FS305D1	C(CM)-UCFS305-100D1				
UC306D1	FS306D1	C(CM)-UCFS306D1	11	60	1.8	2.2
UC306-101D1	FS306D1	C(CM)-UCFS306-101D1				
UC306-102D1	FS306D1	C(CM)-UCFS306-102D1	$\frac{7}{16}$	$2\frac{23}{64}$	4.0	4.9
UC306-103D1	FS306D1	C(CM)-UCFS306-103D1				
UC307D1	FS307D1	C(CM)-UCFS307D1	13	67	2.3	2.8
UC307-104D1	FS307D1	C(CM)-UCFS307-104D1				
UC307-105D1	FS307D1	C(CM)-UCFS307-105D1				
UC307-106D1	FS307D1	C(CM)-UCFS307-106D1	$\frac{33}{64}$	$2\frac{41}{64}$	5.1	6.2
UC307-107D1	FS307D1	C(CM)-UCFS307-107D1				
UC308D1	FS308D1	C(CM)-UCFS308D1	14	76	3.1	3.6
UC308-108D1	FS308D1	C(CM)-UCFS308-108D1				
UC308-109D1	FS308D1	C(CM)-UCFS308-109D1	$\frac{35}{64}$	$2\frac{63}{64}$	6.8	7.9
UC309D1	FS309D1	C(CM)-UCFS309D1	14	80	3.8	4.7
UC309-110D1	FS309D1	C(CM)-UCFS309-110D1				
UC309-111D1	FS309D1	C(CM)-UCFS309-111D1	$\frac{35}{64}$	$3\frac{5}{32}$	8.4	10
UC309-112D1	FS309D1	C(CM)-UCFS309-112D1				
UC310D1	FS310D1	C(CM)-UCFS310D1	15	88	5.0	6.2
UC310-113D1	FS310D1	C(CM)-UCFS310-113D1				
UC310-114D1	FS310D1	C(CM)-UCFS310-114D1	$1\frac{9}{32}$	$3\frac{15}{32}$	11	14
UC310-115D1	FS310D1	C(CM)-UCFS310-115D1				
UC311D1	FS311D1	C(CM)-UCFS311D1	16	93	5.9	7.2
UC311-200D1	FS311D1	C(CM)-UCFS311-200D1				
UC311-201D1	FS311D1	C(CM)-UCFS311-201D1				
UC311-202D1	FS311D1	C(CM)-UCFS311-202D1	$\frac{5}{8}$	$3\frac{21}{32}$	13	16
UC311-203D1	FS311D1	C(CM)-UCFS311-203D1				

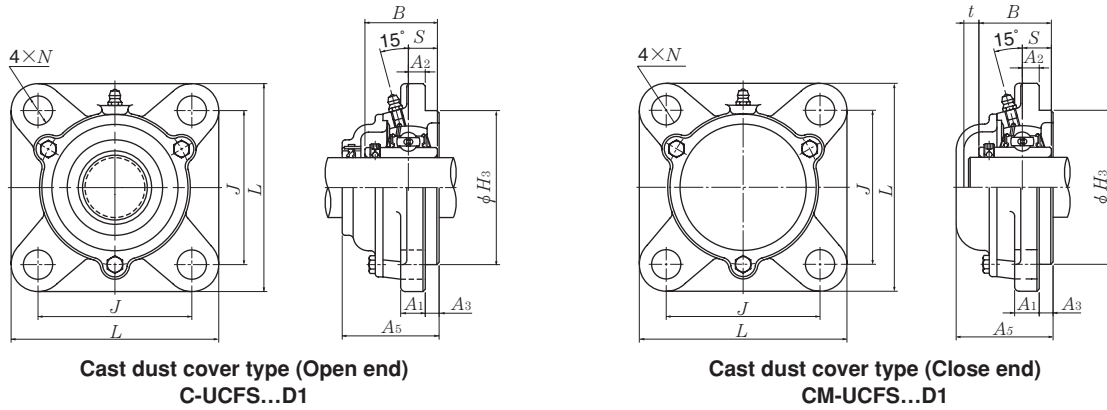
Square flanged units cast housing w/ spigot joint
Set screw type



Shaft dia. mm inch	Unit number ¹⁾	Nominal dimensions											Bolt size mm inch
		mm											
		inch											
		<i>L</i>	<i>J</i>	<i>A</i> ₂	<i>N</i>	<i>A</i> ₃	<i>A</i> ₁	<i>A</i>	<i>H</i> ₃	<i>A</i> ₀	<i>B</i>	<i>S</i>	
60 2 ¹ / ₄ 2 ⁵ / ₁₆ 2 ³ / ₈ 2 ⁷ / ₁₆	UCFS312D1 UCFS312-204D1 UCFS312-205D1 UCFS312-206D1 UCFS312-207D1	195	150	19	23	14	22	56	160	78	71	26	M20
		7 ¹¹ / ₁₆	5 ²⁹ / ₃₂	3/4	29/32	35/64	7/8	2 ¹³ / ₆₄	6.2992	3 ⁵ / ₆₄	2.7953	1.024	3/4
65 2 ¹ / ₂ 2 ⁹ / ₁₆	UCFS313D1 UCFS313-208D1 UCFS313-209D1	208	166	15	23	18	22	58	175	78	75	30	M20
		8 ³ / ₁₆	6 ¹⁷ / ₃₂	19/32	29/32	45/64	7/8	2 ⁹ / ₃₂	6.8898	3 ⁵ / ₆₄	2.9528	1.181	3/4
70 2 ⁵ / ₈ 2 ¹¹ / ₁₆ 2 ³ / ₄	UCFS314D1 UCFS314-210D1 UCFS314-211D1 UCFS314-212D1	226	178	18	25	18	25	61	185	81	78	33	M22
		8 ²⁹ / ₃₂	7 ¹ / ₆₄	45/64	63/64	45/64	31/32	2 ¹³ / ₃₂	7.2835	3 ³ / ₁₆	3.0709	1.299	7/8
75 2 ¹³ / ₁₆ 2 ⁷ / ₈ 2 ¹⁵ / ₁₆ 3	UCFS315D1 UCFS315-213D1 UCFS315-214D1 UCFS315-215D1 UCFS315-300D1	236	184	21	25	18	25	66	200	89	82	32	M22
		9 ⁹ / ₃₂	7 ¹ / ₄	53/64	63/64	45/64	31/32	2 ¹⁹ / ₃₂	7.8740	3 ¹ / ₂	3.2283	1.260	7/8
80 3 ¹ / ₁₆ 3 ¹ / ₈ 3 ³ / ₁₆	UCFS316D1 UCFS316-301D1 UCFS316-302D1 UCFS316-303D1	250	196	18	31	20	27	68	210	90	86	34	M27
		9 ²⁷ / ₃₂	7 ²³ / ₃₂	45/64	1 ⁷ / ₃₂	25/32	1 ¹ / ₁₆	2 ⁴³ / ₆₄	8.2677	3 ³⁵ / ₆₄	3.3858	1.339	1
85 3 ¹ / ₄ 3 ⁵ / ₁₆ 3 ⁷ / ₁₆	UCFS317D1 UCFS317-304D1 UCFS317-305D1 UCFS317-307D1	260	204	24	31	20	27	74	220	100	96	40	M27
		10 ¹ / ₄	8 ¹ / ₃₂	15/16	1 ⁷ / ₃₂	25/32	1 ¹ / ₁₆	2 ²⁹ / ₃₂	8.6614	3 ¹⁵ / ₁₆	3.7795	1.575	1
90 3 ⁷ / ₁₆ 3 ¹ / ₂	UCFS318D1 UCFS318-307D1 UCFS318-308D1	280	216	24	35	20	30	76	240	100	96	40	M30
		11 ¹ / ₃₂	8 ¹ / ₂	15/16	1 ³ / ₈	25/32	1 ³ / ₁₆	2 ⁶³ / ₆₄	9.4488	3 ¹⁵ / ₁₆	3.7795	1.575	1 ¹ / ₈

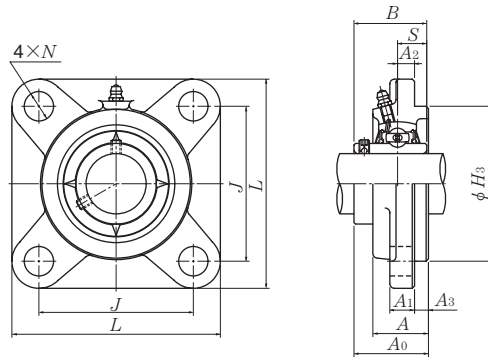
Remarks: 1) These numbers indicate relubricatable type. If maintenance free type is needed, please order without suffix "D1".

Note: Please refer to page 44 for size of grease fitting.



Bearing number	Housing number ¹⁾	Unit number ¹⁾ cast dust cover type	Nominal dimensions		Mass (approx.)	
			mm	inch	kg	lb
			<i>t</i>	<i>A</i> ₅	UCFS	C(CM)
UC312D1	FS312D1	C(CM)-UCFS312D1	16	100	7.0	8.4
UC312-204D1	FS312D1	C(CM)-UCFS312-204D1				
UC312-205D1	FS312D1	C(CM)-UCFS312-205D1				
UC312-206D1	FS312D1	C(CM)-UCFS312-206D1	5/8	3 15/16	15	19
UC312-207D1	FS312D1	C(CM)-UCFS312-207D1				
UC313D1	FS313D1	C(CM)-UCFS313D1	19	103	8.6	10
UC313-208D1	FS313D1	C(CM)-UCFS313-208D1				
UC313-209D1	FS313D1	C(CM)-UCFS313-209D1	3/4	4 1/16	19	22
UC314D1	FS314D1	C(CM)-UCFS314D1	19	106	10	12
UC314-210D1	FS314D1	C(CM)-UCFS314-210D1				
UC314-211D1	FS314D1	C(CM)-UCFS314-211D1	3/4	4 11/64	22	26
UC314-212D1	FS314D1	C(CM)-UCFS314-212D1				
UC315D1	FS315D1	C(CM)-UCFS315D1	19	114	12	14
UC315-213D1	FS315D1	C(CM)-UCFS315-213D1				
UC315-214D1	FS315D1	C(CM)-UCFS315-214D1				
UC315-215D1	FS315D1	C(CM)-UCFS315-215D1	3/4	4 31/64	26	31
UC315-300D1	FS315D1	C(CM)-UCFS315-300D1				
UC316D1	FS316D1	C(CM)-UCFS316D1	19	116	14	17
UC316-301D1	FS316D1	C(CM)-UCFS316-301D1				
UC316-302D1	FS316D1	C(CM)-UCFS316-302D1	3/4	4 9/16	31	37
UC316-303D1	FS316D1	C(CM)-UCFS316-303D1				
UC317D1	FS317D1	C(CM)-UCFS317D1	21	129	17	20
UC317-304D1	FS317D1	C(CM)-UCFS317-304D1				
UC317-305D1	FS317D1	C(CM)-UCFS317-305D1	13/16	5 5/64	37	44
UC317-307D1	FS317D1	C(CM)-UCFS317-307D1				
UC318D1	FS318D1	C(CM)-UCFS318D1	21	129	20	24
UC318-307D1	FS318D1	C(CM)-UCFS318-307D1	13/16	5 5/64	44	53
UC318-308D1	FS318D1	C(CM)-UCFS318-308D1				

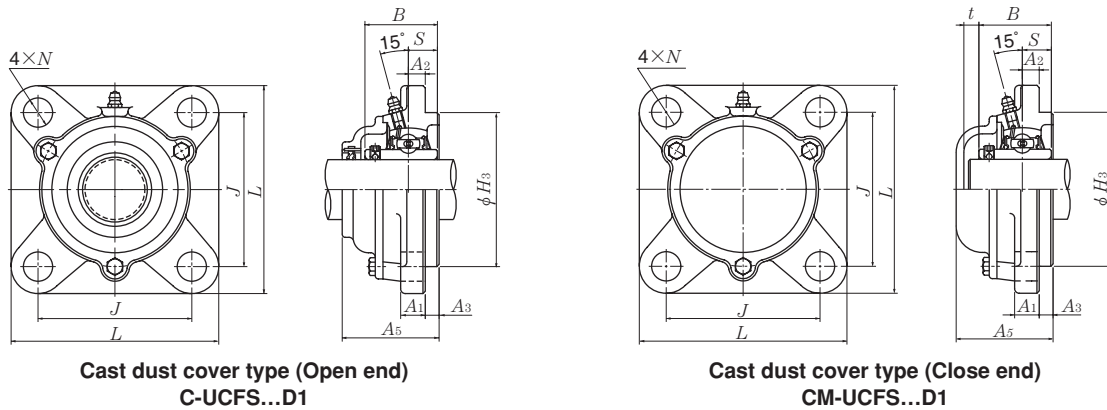
Square flanged units cast housing w/ spigot joint Set screw type



Shaft dia. mm inch	Unit number ¹⁾	Nominal dimensions											Bolt size mm inch
		<i>L</i>	<i>J</i>	<i>A</i> ₂	<i>N</i>	<i>A</i> ₃	<i>A</i> ₁	<i>A</i>	<i>H</i> ₃	<i>A</i> ₀	<i>B</i>	<i>S</i>	
95 3 ⁵ / ₈	UCFS319D1	290	228	39	35	20	30	94	250	121	103	41	M30
3 ¹¹ / ₁₆	UCFS319-310D1												
3 ³ / ₄	UCFS319-311D1	11 ¹³ / ₃₂	8 ³¹ / ₃₂	1 ¹⁷ / ₃₂	1 ³ / ₈	2 ⁵ / ₃₂	1 ³ / ₁₆	3 ⁴⁵ / ₆₄	9.8425	4 ⁴⁹ / ₆₄	4.0551	1.614	1 ¹ / ₈
	UCFS319-312D1												
100 3 ¹³ / ₁₆	UCFS320D1	310	242	39	38	20	32	94	260	125	108	42	M33
3 ⁷ / ₈	UCFS320-313D1												
3 ¹⁵ / ₁₆	UCFS320-314D1	12 ⁷ / ₃₂	9 ¹⁷ / ₃₂	1 ¹⁷ / ₃₂	1 ¹ / ₂	2 ⁵ / ₃₂	1 ¹ / ₄	3 ⁴⁵ / ₆₄	10.2362	4 ⁵⁹ / ₆₄	4.2520	1.654	1 ¹ / ₄
4	UCFS320-315D1												
	UCFS320-400D1												
105	UCFS321D1	310	242	39	38	20	32	94	260	127	112	44	M33
110	UCFS322D1	340	266	35	41	25	35	96	300	131	117	46	M36
120	UCFS324D1	370	290	35	41	30	40	110	330	140	126	51	M36
130	UCFS326D1	410	320	35	41	30	45	115	360	146	135	54	M36
140	UCFS328D1	450	350	45	41	30	55	125	400	161	145	59	M36

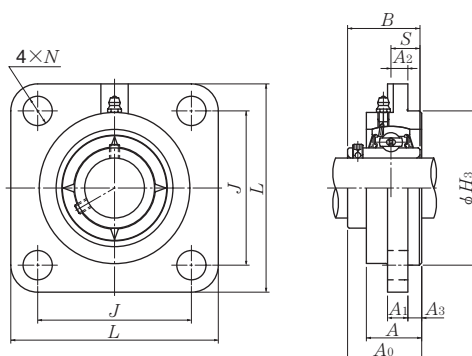
Remarks: 1) These numbers indicate relubricatable type. If maintenance free type is needed, please order without suffix "D1".

Note: Please refer to page 44 for size of grease fitting.



Bearing number	Housing number ¹⁾	Unit number ¹⁾ cast dust cover type	Nominal dimensions		Mass (approx.)	
			mm	inch	kg	lb
			t	A ₅	UCFS	C(CM)
UC319D1	FS319D1	C(CM)-UCFS319D1	20	149	24	28
UC319-310D1	FS319D1	C(CM)-UCFS319-310D1				
UC319-311D1	FS319D1	C(CM)-UCFS319-311D1	25 ⁵ / ₃₂	5 ⁵⁵ / ₆₄	53	62
UC319-312D1	FS319D1	C(CM)-UCFS319-312D1				
UC320D1	FS320D1	C(CM)-UCFS320D1	20	154	29	34
UC320-313D1	FS320D1	C(CM)-UCFS320-313D1				
UC320-314D1	FS320D1	C(CM)-UCFS320-314D1				
UC320-315D1	FS320D1	C(CM)-UCFS320-315D1	25 ⁵ / ₃₂	6 ¹ / ₁₆	64	75
UC320-400D1	FS320D1	C(CM)-UCFS320-400D1				
UC321D1	FS321D1	C(CM)-UCFS321D1	20	156	28	33
UC322D1	FS322D1	C(CM)-UCFS322D1	20	160	38	45
UC324D1	FS324D1	C(CM)-UCFS324D1	22	172	52	59
UC326D1	FS326D1	C(CM)-UCFS326D1	22	178	69	77
UC328D1	FS328D1	C(CM)-UCFS328D1	21	192	98	109

Square flanged units w/ spigot joint (Steel series)
Set screw type



Shaft dia. mm	Unit number ¹⁾	Nominal dimensions											Bolt size mm	Bearing number
		mm												
		L	J	A ₂	N	A ₃	A ₁	A	H ₃	A ₀	B	S		
25	UCFSG305D1	110	80	9	16	7	13	29	80	39	38	15	M14	UC305D1
30	UCFSG306D1	125	95	10	16	8	15	32	90	44	43	17	M14	UC306D1
35	UCFSG307D1	135	100	11	19	9	16	36	100	49	48	19	M16	UC307D1
40	UCFSG308D1	150	112	13	19	10	17	40	115	56	52	19	M16	UC308D1
45	UCFSG309D1	160	125	14	19	11	18	44	125	60	57	22	M16	UC309D1
50	UCFSG310D1	175	132	16	23	12	19	48	140	67	61	22	M20	UC310D1
55	UCFSG311D1	185	140	17	23	13	20	52	150	71	66	25	M20	UC311D1
60	UCFSG312D1	195	150	19	23	14	22	56	160	78	71	26	M20	UC312D1
65	UCFSG313D1	208	166	15	23	18	22	58	175	78	75	30	M20	UC313D1
70	UCFSG314D1	226	178	18	25	18	25	61	185	81	78	33	M22	UC314D1
75	UCFSG315D1	236	184	21	25	18	25	66	200	89	82	32	M22	UC315D1
80	UCFSG316D1	250	196	18	31	20	27	68	210	90	86	34	M27	UC316D1
85	UCFSG317D1	260	204	24	31	20	27	74	220	100	96	40	M27	UC317D1
90	UCFSG318D1	280	216	24	35	20	30	76	240	100	96	40	M30	UC318D1
95	UCFSG319D1	290	228	39	35	20	30	94	250	121	103	41	M30	UC319D1
100	UCFSG320D1	310	242	39	38	20	32	94	260	125	108	42	M33	UC320D1
105	UCFSG321D1	310	242	39	38	20	32	94	260	127	112	44	M33	UC321D1
110	UCFSG322D1	340	266	35	41	25	35	96	300	131	117	46	M36	UC322D1
120	UCFSG324D1	370	290	35	41	30	40	110	330	140	126	51	M36	UC324D1
130	UCFSG326D1	410	320	35	41	30	45	115	360	146	135	54	M36	UC326D1
140	UCFSG328D1	450	350	45	41	30	55	125	400	161	145	59	M36	UC328D1

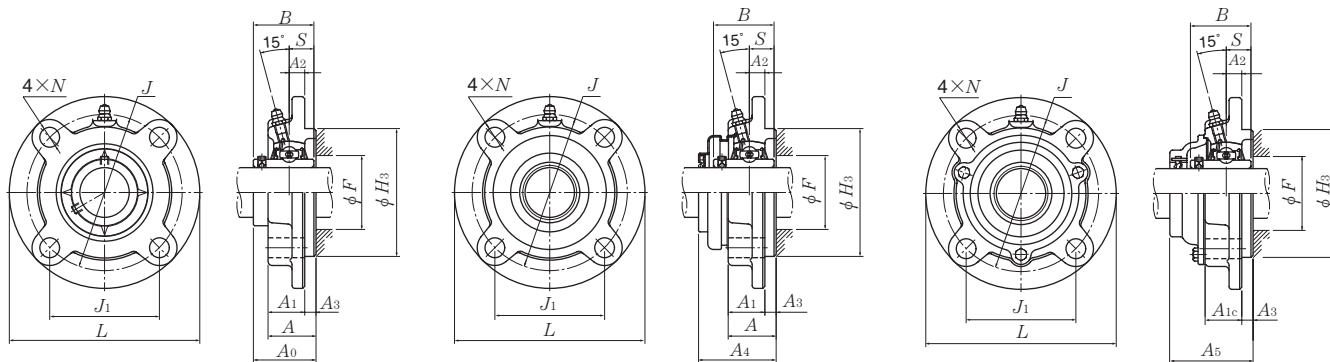
Remarks: 1) These numbers indicate relubricatable type. If maintenance free type is needed, please order without suffix "D1".

Note: 1) Please refer to page 44 for size of grease fitting.

2) Please refer to page 420-425 for inch series bearings.

Housing ¹⁾ number	Mass (approx.) kg
FSG305D1	1.9
FSG306D1	2.1
FSG307D1	2.6
FSG308D1	3.6
FSG309D1	4.5
FSG310D1	5.8
FSG311D1	6.9
FSG312D1	8.3
FSG313D1	10
FSG314D1	13
FSG315D1	15
FSG316D1	17
FSG317D1	20
FSG318D1	24
FSG319D1	29
FSG320D1	35
FSG321D1	33
FSG322D1	45
FSG324D1	61
FSG326D1	80
FSG328D1	113

Round flanged units cast housing w/ spigot joint
Set screw type

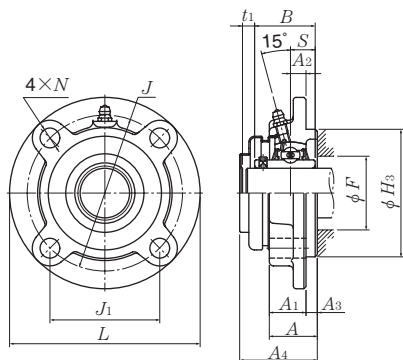


Press steel dust cover type (Open end)
S-UCFC...D1

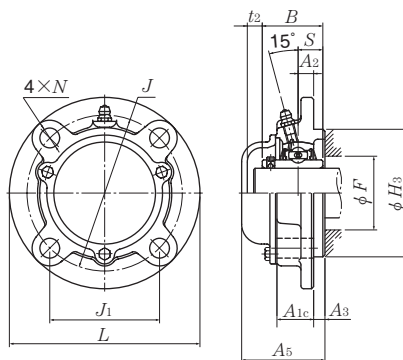
Cast dust cover type (Open end)
C-UCFC...D1

Shaft dia. mm inch	Unit number ¹⁾	Nominal dimensions														Bolt size mm inch
		L	J	(J ₁)	A ₂	N	A ₃	A ₁	A _{1c}	A	H ₃	A ₀	B	S	F min	
12 1/2	UCFC201D1 UCFC201-008D1	100 3 15/16	78 3 5/64	55.2 2 11/64	10 25/64	12 15/32	5 13/64	20.5 13/16	20.5 13/16	25.5 1	62 2.4409	33.3 1 15/16	31 1.2205	12.7 0.500	—	M10 3/8
15 9/16 5/8	UCFC202D1 UCFC202-009D1 UCFC202-010D1	100 3 15/16	78 3 5/64	55.2 2 11/64	10 25/64	12 15/32	5 13/64	20.5 13/16	20.5 13/16	25.5 1	62 2.4409	33.3 1 5/16	31 1.2205	12.7 0.500	—	M10 3/8
17 1 1/16	UCFC203D1 UCFC203-011D1	100 3 15/16	78 3 5/64	55.2 2 11/64	10 25/64	12 15/32	5 13/64	20.5 13/16	20.5 13/16	25.5 1	62 2.4409	33.3 1 5/16	31 1.2205	12.7 0.500	—	M10 3/8
20 3/4	UCFC204D1 UCFC204-012D1	100 3 15/16	78 3 5/64	55.2 2 11/64	10 25/64	12 15/32	5 13/64	20.5 13/16	20.5 13/16	25.5 1	62 2.4409	33.3 1 5/16	31 1.2205	12.7 0.500	—	M10 3/8
25 13/16 7/8 15/16 1	UCFC205D1 UCFC205-013D1 UCFC205-014D1 UCFC205-015D1 UCFC205-100D1	115 4 17/32	90 3 35/64	63.6 2 1/2	10 25/64	12 15/32	6 15/64	21 13/16	22 7/8	27 1 1/16	70 2.7559	35.8 1 13/32	34.1 1.3425	14.3 0.563	—	M10 3/8
30 1 1/16 1 1/8 1 3/16 1 1/4	UCFC206D1 UCFC206-101D1 UCFC206-102D1 UCFC206-103D1 UCFC206-104D1	125 4 29/32	100 3 15/16	70.7 2 25/32	10 25/64	12 15/32	8 5/16	23 29/32	24.5 3 1/32	31 1 7/32	80 3.1496	40.2 1 37/64	38.1 1.5000	15.9 0.629	—	M10 3/8
35 1 1/4 1 5/16 1 3/8 1 7/16	UCFC207D1 UCFC207-104D1 UCFC207-105D1 UCFC207-106D1 UCFC207-107D1	135 5 5/16	110 4 21/64	77.8 3 1/16	11 7/16	14 35/64	8 5/16	26 1 1/32	26 1 1/32	34 1 11/32	90 3.5433	44.4 1 3/4	42.9 1.6890	17.5 0.689	—	M12 7/16
40 1 1/2 1 9/16	UCFC208D1 UCFC208-108D1 UCFC208-109D1	145 5 23/32	120 4 23/32	84.9 3 11/32	11 7/16	14 35/64	10 25/64	26 1 1/32	27.5 1 5/64	36 1 27/64	100 3.9370	51.2 2 1/64	49.2 1.9370	19 0.748	—	M12 7/16
45 1 5/8 1 11/16 1 3/4	UCFC209D1 UCFC209-110D1 UCFC209-111D1 UCFC209-112D1	160 6 5/16	132 5 13/64	93.3 3 43/64	10 25/64	16 5/8	12 15/32	26 1 1/32	28 1 7/64	38 1 1/2	105 4.1339	52.2 2 3/64	49.2 1.9370	19 0.748	—	M14 1/2

Remarks: 1) These numbers indicate relubricatable type. If maintenance free type is needed, please order without suffix "D1".
Note: Please refer to page 44 for size of grease fitting.



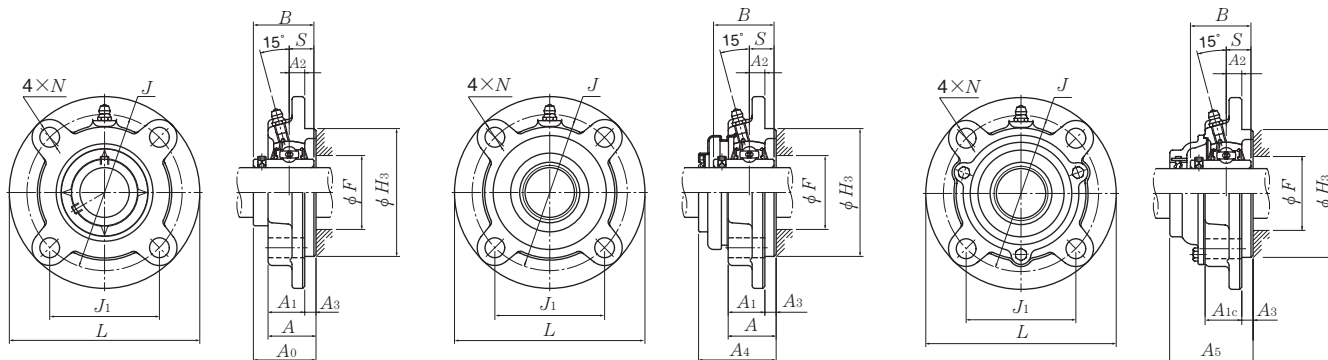
Press steel dust cover type (Close end)
SM-UCFC...D1



Cast dust cover type (Close end)
CM-UCFC...D1

Bearing number	Housing number ¹⁾	Unit number pressed steel dust cover type	Unit number ¹⁾ cast dust cover type	Nominal dimensions				Mass (approx.)		
				mm		inch		kg		lb
				t ₁	t ₂	A ₄	A ₅	UCFC	S(SM)	C(CM)
UC201D1	FC204D1	S(SM)-UCFC201D1	C(CM)-UCFC201D1	5	8	40.5	46	0.8	0.8	0.9
UC201-008D1	FC204D1	S(SM)-UCFC201-008D1	S(SM)-UCFC201-008D1	13/64	5/16	1 19/32	1 13/16	1.8	1.8	2.0
UC202D1	FC204D1	S(SM)-UCFC202D1	C(CM)-UCFC202D1	5	8	40.5	46	0.8	0.8	0.9
UC202-009D1	FC204D1	S(SM)-UCFC202-009D1	C(CM)-UCFC202-009D1	13/64	5/16	1 19/32	1 13/16	1.8	1.8	2.0
UC202-010D1	FC204D1	S(SM)-UCFC202-010D1	C(CM)-UCFC202-010D1	13/64	5/16	1 19/32	1 13/16	1.8	1.8	2.0
UC203D1	FC204D1	S(SM)-UCFC203D1	C(CM)-UCFC203D1	5	8	40.5	46	0.8	0.8	0.9
UC203-011D1	FC204D1	S(SM)-UCFC203-011D1	C(CM)-UCFC203-011D1	13/64	5/16	1 19/32	1 13/16	1.8	1.8	2.0
UC204D1	FC204D1	S(SM)-UCFC204D1	C(CM)-UCFC204D1	5	8	40.5	46	0.7	0.7	0.9
UC204-012D1	FC204D1	S(SM)-UCFC204-012D1	C(CM)-UCFC204-012D1	13/64	5/16	1 19/32	1 13/16	1.5	1.5	2.0
UC205D1	FC205D1	S(SM)-UCFC205D1	C(CM)-UCFC205D1	7	11	44.5	51	1.0	1.0	1.2
UC205-013D1	FC205D1	S(SM)-UCFC205-013D1	C(CM)-UCFC205-013D1							
UC205-014D1	FC205D1	S(SM)-UCFC205-014D1	C(CM)-UCFC205-014D1	9/32	7/16	1 3/4	2	2.2	2.2	2.7
UC205-015D1	FC205D1	S(SM)-UCFC205-015D1	C(CM)-UCFC205-015D1							
UC205-100D1	FC205D1	S(SM)-UCFC205-100D1	C(CM)-UCFC205-100D1							
UC206D1	FC206D1	S(SM)-UCFC206D1	C(CM)-UCFC206D1	7	11	49	56	1.3	1.4	1.6
UC206-101D1	FC206D1	S(SM)-UCFC206-101D1	C(CM)-UCFC206-101D1							
UC206-102D1	FC206D1	S(SM)-UCFC206-102D1	C(CM)-UCFC206-102D1	9/32	7/16	1 59/64	2 13/64	2.9	3.1	3.5
UC206-103D1	FC206D1	S(SM)-UCFC206-103D1	C(CM)-UCFC206-103D1							
UC206-104D1	FC206D1	S(SM)-UCFC206-104D1	C(CM)-UCFC206-104D1							
UC207D1	FC207D1	S(SM)-UCFC207D1	C(CM)-UCFC207D1	8	10	55	59	1.6	1.7	1.9
UC207-104D1	FC207D1	S(SM)-UCFC207-104D1	C(CM)-UCFC207-104D1							
UC207-105D1	FC207D1	S(SM)-UCFC207-105D1	C(CM)-UCFC207-105D1	5/16	25/64	2 11/64	2 21/64	3.5	3.7	4.2
UC207-106D1	FC207D1	S(SM)-UCFC207-106D1	C(CM)-UCFC207-106D1							
UC207-107D1	FC207D1	S(SM)-UCFC207-107D1	C(CM)-UCFC207-107D1							
UC208D1	FC208D1	S(SM)-UCFC208D1	C(CM)-UCFC208D1	8	9	62	66	2.0	2.1	2.4
UC208-108D1	FC208D1	S(SM)-UCFC208-108D1	C(CM)-UCFC208-108D1	5/16	23/64	2 7/16	2 19/32	4.4	4.6	5.3
UC208-109D1	FC208D1	S(SM)-UCFC208-109D1	C(CM)-UCFC208-109D1							
UC209D1	FC209D1	S(SM)-UCFC209D1	C(CM)-UCFC209D1	8	12	63	70	2.7	2.7	3.2
UC209-110D1	FC209D1	S(SM)-UCFC209-110D1	C(CM)-UCFC209-110D1							
UC209-111D1	FC209D1	S(SM)-UCFC209-111D1	C(CM)-UCFC209-111D1	5/16	15/32	2 31/64	2 3/4	6.0	6.0	7.1
UC209-112D1	FC209D1	S(SM)-UCFC209-112D1	C(CM)-UCFC209-112D1							

Round flanged units cast housing w/ spigot joint
Set screw type

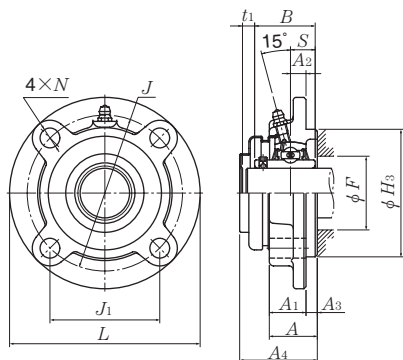


Press steel dust cover type (Open end)
S-UCFC...D1

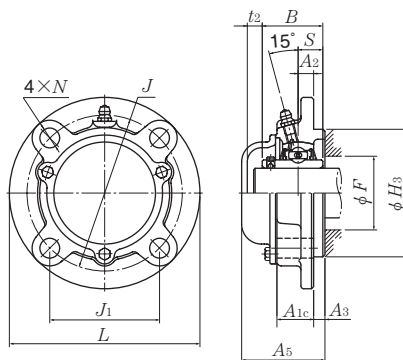
Cast dust cover type (Open end)
C-UCFC...D1

Shaft dia. mm inch	Unit number ¹⁾	Nominal dimensions														Bolt size mm inch
		L	J	(J ₁)	A ₂	N	A ₃	A ₁	A _{1c}	A	H ₃	A ₀	B	S	F min	
50 1 13/16 1 7/8 1 15/16 2	UCFC210D1 UCFC210-113D1 UCFC210-114D1 UCFC210-115D1 UCFC210-200D1	165	138	97.6	10	16	12	28	29	40	110	54.6	51.6	19	—	M14
55 2 2 1/16 2 1/8 2 3/16	UCFC211D1 UCFC211-200D1 UCFC211-201D1 UCFC211-202D1 UCFC211-203D1	185	150	106.1	13	19	12	31	32.5	43	125	58.4	55.6	22.2	—	M16
60 2 1/4 2 5/16 2 3/8 2 7/16	UCFC212D1 UCFC212-204D1 UCFC212-205D1 UCFC212-206D1 UCFC212-207D1	195	160	113.1	17	19	12	36	38	48	135	68.7	65.1	25.4	—	M16
65 2 1/2 2 9/16	UCFC213D1 UCFC213-208D1 UCFC213-209D1	205	170	120.2	16	19	14	36	38	50	145	69.7	65.1	25.4	—	M16
70 2 5/8 2 11/16 2 3/4	UCFC214D1 UCFC214-210D1 UCFC214-211D1 UCFC214-212D1	215	177	125.2	17	19	14	40	39.5	54	150	75.4	74.6	30.2	94	M16
75 2 13/16 2 7/8 2 15/16 3	UCFC215D1 UCFC215-213D1 UCFC215-214D1 UCFC215-215D1 UCFC215-300D1	220	184	130.1	18	19	16	40	43	56	160	78.5	77.8	33.3	100	M16
80 3 1/16 3 1/8 3 3/16	UCFC216D1 UCFC216-301D1 UCFC216-302D1 UCFC216-303D1	240	200	141.4	18	23	16	42	43	58	170	83.3	82.6	33.3	105	M20

Remarks: 1) These numbers indicate relubricatable type. If maintenance free type is needed, please order without suffix "D1".
Note: Please refer to page 44 for size of grease fitting.

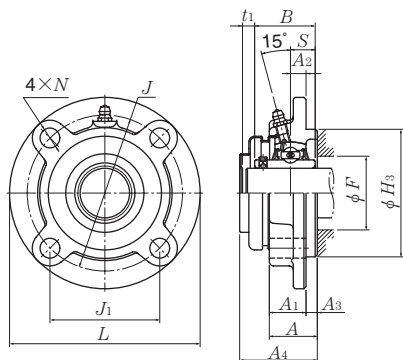


Press steel dust cover type (Close end)
SM-UCFC...D1

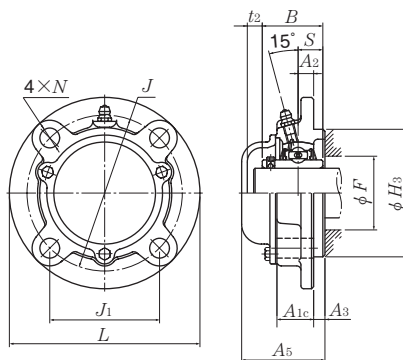


Cast dust cover type (Close end)
CM-UCFC...D1

Bearing number	Housing number ¹⁾	Unit number pressed ¹⁾ steel dust cover type	Unit number ¹⁾ cast dust cover type	Nominal dimensions				Mass (approx.)			
				mm		inch		kg			lb
				t ₁	t ₂	A ₄	A ₅	UCFC	S(SM)	C(CM)	
UC210D1	FC210D1	S(SM)-UCFC210D1	C(CM)-UCFC210D1	8	12	65.5	72	3.0	3.1	3.6	
UC210-113D1	FC210D1	S(SM)-UCFC210-113D1	C(CM)-UCFC210-113D1								
UC210-114D1	FC210D1	S(SM)-UCFC210-114D1	C(CM)-UCFC210-114D1	5/16	15/32	2 ³⁷ / ₆₄	2 ⁵³ / ₆₄	6.6	6.8	7.9	
UC210-115D1	FC210D1	S(SM)-UCFC210-115D1	C(CM)-UCFC210-115D1								
UC210-200D1	FC210D1	S(SM)-UCFC210-200D1	C(CM)-UCFC210-200D1								
UC211D1	FC211D1	S(SM)-UCFC211D1	C(CM)-UCFC211D1	10	11	71	75	4.1	4.2	4.8	
UC211-200D1	FC211D1	S(SM)-UCFC211-200D1	C(CM)-UCFC211-200D1								
UC211-201D1	FC211D1	S(SM)-UCFC211-201D1	C(CM)-UCFC211-201D1	2 ⁵ / ₆₄	7/16	2 ⁵¹ / ₆₄	2 ⁶¹ / ₆₄	9.0	9.3	11	
UC211-202D1	FC211D1	S(SM)-UCFC211-202D1	C(CM)-UCFC211-202D1								
UC211-203D1	FC211D1	S(SM)-UCFC211-203D1	C(CM)-UCFC211-203D1								
UC212D1	FC212D1	S(SM)-UCFC212D1	C(CM)-UCFC212D1	8	12	80	86	4.9	5.1	5.9	
UC212-204D1	FC212D1	S(SM)-UCFC212-204D1	C(CM)-UCFC212-204D1								
UC212-205D1	FC212D1	S(SM)-UCFC212-205D1	C(CM)-UCFC212-205D1	5/16	15/32	3 ⁵ / ₃₂	3 ²⁵ / ₆₄	11	11	13	
UC212-206D1	FC212D1	S(SM)-UCFC212-206D1	C(CM)-UCFC212-206D1								
UC212-207D1	FC212D1	S(SM)-UCFC212-207D1	C(CM)-UCFC212-207D1								
UC213D1	FC213D1	S(SM)-UCFC213D1	C(CM)-UCFC213D1	11	14	83.5	89.5	5.8	6.0	6.8	
UC213-208D1	FC213D1	S(SM)-UCFC213-208D1	C(CM)-UCFC213-208D1								
UC213-209D1	FC213D1	S(SM)-UCFC213-209D1	C(CM)-UCFC213-209D1	7/16	3 ⁵ / ₆₄	3 ⁹ / ₃₂	3 ¹⁷ / ₃₂	13	14	17	
UC214D1	FC214D1	—	C(CM)-UCFC214D1	—	16	—	98	7.0	—	8.0	
UC214-210D1	FC214D1	—	C(CM)-UCFC214-210D1	—	5/8	—	3 ⁵⁵ / ₆₄	15	—	18	
UC214-211D1	FC214D1	—	C(CM)-UCFC214-211D1	—	5/8	—	3 ⁵⁵ / ₆₄	15	—	18	
UC214-212D1	FC214D1	—	C(CM)-UCFC214-212D1	—	5/8	—	3 ⁵⁵ / ₆₄	15	—	18	
UC215D1	FC215D1	—	C(CM)-UCFC215D1	—	17	—	102	7.4	—	8.8	
UC215-213D1	FC215D1	—	C(CM)-UCFC215-213D1	—	17	—	102	7.4	—	8.8	
UC215-214D1	FC215D1	—	C(CM)-UCFC215-214D1	—	2 ¹ / ₃₂	—	4 ¹ / ₆₄	16	—	19	
UC215-215D1	FC215D1	—	C(CM)-UCFC215-215D1	—	2 ¹ / ₃₂	—	4 ¹ / ₆₄	16	—	19	
UC215-300D1	FC215D1	—	C(CM)-UCFC215-300D1	—	2 ¹ / ₃₂	—	4 ¹ / ₆₄	16	—	19	
UC216D1	FC216D1	—	C(CM)-UCFC216D1	—	16	—	106	9.1	—	10	
UC216-301D1	FC216D1	—	C(CM)-UCFC216-301D1	—	16	—	106	9.1	—	10	
UC216-302D1	FC216D1	—	C(CM)-UCFC216-302D1	—	5/8	—	4 ¹¹ / ₆₄	20	—	22	
UC216-303D1	FC216D1	—	C(CM)-UCFC216-303D1	—	5/8	—	4 ¹¹ / ₆₄	20	—	22	



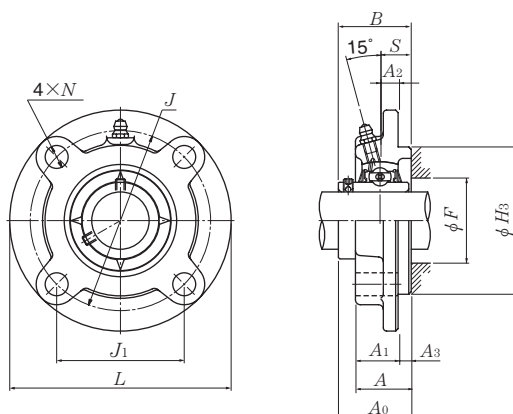
Press steel dust cover type (Close end)
SM-UCFC...D1



Cast dust cover type (Close end)
CM-UCFC...D1

Bearing number	Housing number ¹⁾	Unit number pressed ¹⁾ steel dust cover type	Unit number ¹⁾ cast dust cover type	Nominal dimensions				Mass (approx.)		
				mm		inch		kg		lb
				t ₁	t ₂	A ₄	A ₅	UCFC	S(SM)	C(CM)
UC217D1	FC217D1	—	C(CM)-UCFC217D1	—	20	—	114	11	—	12
UC217-304D1	FC217D1	—	C(CM)-UCFC217-304D1	—	25/32	—	4 31/64	24	—	26
UC217-305D1	FC217D1		C(CM)-UCFC217-305D1							
UC217-307D1	FC217D1		C(CM)-UCFC217-307D1							
UC218D1	FC218D1	—	C(CM)-UCFC218D1	—	19	—	122	13	—	15
UC218-308D1	FC218D1	—	C(CM)-UCFC218-308D1	—	3/4	—	4 51/64	29	—	33

Round flanged units cast housing w/ spigot joint
Set screw type



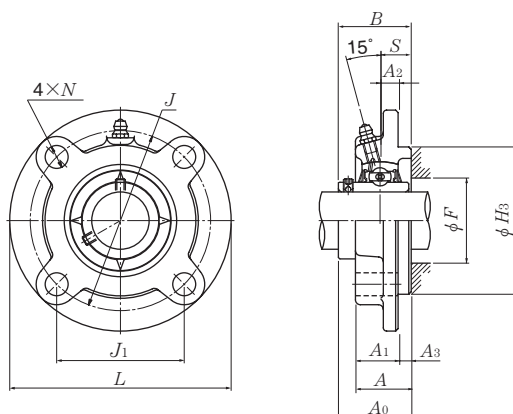
Shaft dia. mm inch	Unit number ¹⁾	Nominal dimensions													Bolt size mm inch
		mm													
		inch													
		L	J	(J ₁)	A ₂	N	A ₃	A ₁	A	H ₃	A ₀	B	S	F min	
25 13/16 7/8 15/16 1	UCFCX05D1 UCFCX05-013D1 UCFCX05-014D1 UCFCX05-015D1 UCFCX05-100D1	111	92	65.1	10	9.5	6	24	30	76	38.2	38.1	15.9	46	M 8
		4 3/8	3 5/8	2 9/16	25/64	3/8	1/4	15/16	1 3/16	2.9921	1 1/2	1.5000	0.626	1 13/16	5/16
30 1 1/16 1 1/8 1 3/16 1 1/4	UCFCX06D1 UCFCX06-101D1 UCFCX06-102D1 UCFCX06-103D1 UCFCX06-104D1	127	105	74.2	8	12	9.5	22.5	32	85	42.9	42.9	17.5	52	M10
		5	4 9/64	2 59/64	5/16	15/32	3/8	7/8	127/64	3.3465	1 11/16	1.6890	0.689	2 1/16	3/8
35 1 5/16 1 3/8 1 7/16	UCFCX07D1 UCFCX07-105D1 UCFCX07-106D1 UCFCX07-107D1	133	111	78.5	9	12	11	26	37	92	50.2	49.2	19	59	M10
		5 1/4	4 3/8	3 3/32	23/64	15/32	7/16	1 1/32	129/64	3.6220	1 31/32	1.9370	0.748	2 5/16	3/8
40 1 1/2 1 9/16	UCFCX08D1 UCFCX08-108D1 UCFCX08-109D1	133	111	78.5	9	12	11	26	37	92	50.2	49.2	19	63	M10
		5 1/4	4 3/8	3 3/32	23/64	15/32	7/16	1 1/32	129/64	3.6220	1 31/32	1.9370	0.748	2 15/32	3/8
45 1 5/8 1 11/16 1 3/4 1 13/16	UCFCX09D1 UCFCX09-110D1 UCFCX09-111D1 UCFCX09-112D1 UCFCX09-113D1	155	130	91.9	8	14	12	25	37	108	52.6	51.6	19	68	M12
		6 3/32	5 1/8	3 5/8	5/16	35/64	15/32	31/32	129/64	4.2520	2 5/64	2.0315	0.748	2 11/16	7/16
50 1 7/8 1 15/16 2	UCFCX10D1 UCFCX10-114D1 UCFCX10-115D1 UCFCX10-200D1	162	136	96.2	7	14	16	25	41	118	56.4	55.6	22.2	75	M12
		6 3/8	5 23/64	3 25/32	9/32	35/64	5/8	31/32	139/64	4.6457	2 7/32	2.1890	0.874	2 15/16	7/16

Remarks: 1) These numbers indicate relubricatable type. If maintenance free type is needed, please order without suffix "D1".

Note: Please refer to page 44 for size of grease fitting.

Bearing number	Housing number ¹⁾	Mass (approx.)	
		kg	lb
UCX05D1	FCX05D1	1.2	
UCX05-013D1	FCX05D1		
UCX05-014D1	FCX05D1	2.7	
UCX05-015D1	FCX05D1		
UCX05-100D1	FCX05D1		
UCX06D1	FCX06D1	1.7	
UCX06-101D1	FCX06D1		
UCX06-102D1	FCX06D1	3.8	
UCX06-103D1	FCX06D1		
UC207-104D1	FCX06D1		
UCX07D1	FCX07D1	1.9	
UCX07-105D1	FCX07D1		
UCX07-106D1	FCX07D1	4.2	
UCX07-107D1	FCX07D1		
UCX08D1	FCX08D1	2.0	
UCX08-108D1	FCX08D1	4.4	
UCX08-109D1	FCX08D1		
UCX09D1	FCX09D1	2.6	
UCX09-110D1	FCX09D1		
UCX09-111D1	FCX09D1	5.7	
UCX09-112D1	FCX09D1		
UC210-113D1	FCX09D1		
UCX10D1	FCX10D1	3.1	
UCX10-114D1	FCX10D1		
UCX10-115D1	FCX10D1	6.8	
UC211-200D1	FCX10D1		

Round flanged units cast housing w/ spigot joint
Set screw type



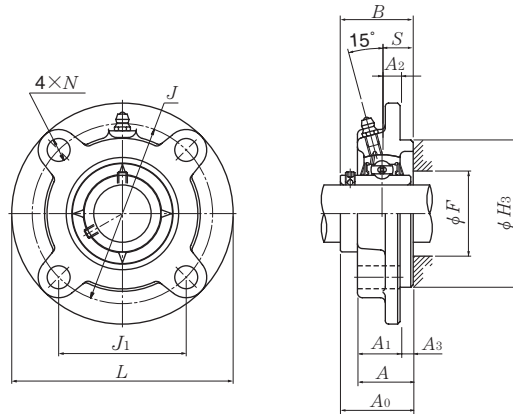
Shaft dia. mm inch	Unit number ¹⁾	Nominal dimensions													Bolt size mm inch
		mm													
		inch													
		L	J	(J ₁)	A ₂	N	A ₃	A ₁	A	H ₃	A ₀	B	S	F min	
55	UCFCX11D1	180	152	107.5	4	16	22	26	48	127	65.7	65.1	25.4	83	M14
$2\frac{1}{16}$	UCFCX11-201D1														
$2\frac{1}{8}$	UCFCX11-202D1														
$2\frac{3}{16}$	UCFCX11-203D1	$7\frac{3}{32}$	$5\frac{63}{64}$	$4\frac{15}{64}$	$\frac{5}{32}$	$\frac{5}{8}$	$\frac{55}{64}$	$1\frac{1}{32}$	$1\frac{57}{64}$	5.0000	$2\frac{19}{32}$	2.5630	1.000	$3\frac{9}{32}$	$\frac{1}{2}$
$2\frac{1}{4}$	UCFCX11-204D1														
$2\frac{5}{16}$	UCFCX11-205D1														
60	UCFCX12D1	194	165	116.7	11	16	20	33	53	140	70.7	65.1	25.4	—	M14
$2\frac{3}{8}$	UCFCX12-206D1														
$2\frac{7}{16}$	UCFCX12-207D1	$7\frac{5}{8}$	$6\frac{1}{2}$	$4\frac{19}{32}$	$\frac{7}{16}$	$\frac{5}{8}$	$\frac{25}{32}$	$1\frac{5}{16}$	$2\frac{5}{64}$	5.5118	$2\frac{25}{32}$	2.5630	1.000	—	$\frac{1}{2}$
65	UCFCX13D1	194	165	116.7	11	16	20	33	53	140	75.4	74.6	30.2	94	M14
$2\frac{1}{2}$	UCFCX13-208D1														
$2\frac{9}{16}$	UCFCX13-209D1	$7\frac{5}{8}$	$6\frac{1}{2}$	$4\frac{19}{32}$	$\frac{7}{16}$	$\frac{5}{8}$	$\frac{25}{32}$	$1\frac{5}{16}$	$2\frac{5}{64}$	5.5118	$2\frac{31}{32}$	2.9370	1.189	$3\frac{45}{64}$	$\frac{1}{2}$
70	UCFCX14D1	222	190	134.4	14	19	20	36	56	164	78.5	77.8	33.3	100	M16
$2\frac{5}{8}$	UCFCX14-210D1														
$2\frac{11}{16}$	UCFCX14-211D1	$8\frac{3}{4}$	$7\frac{31}{64}$	$5\frac{9}{32}$	$\frac{35}{64}$	$\frac{3}{4}$	$\frac{25}{32}$	$1\frac{13}{32}$	$2\frac{13}{64}$	6.4567	$3\frac{3}{32}$	3.0630	1.311	$4\frac{1}{64}$	$\frac{5}{8}$
$2\frac{3}{4}$	UCFCX14-212D1														
75	UCFCX15D1	222	190	134.4	12	19	22	35	57	164	83.3	82.6	33.3	105	M16
$2\frac{13}{16}$	UCFCX15-213D1														
$2\frac{7}{8}$	UCFCX15-214D1														
$2\frac{15}{16}$	UCFCX15-215D1	$8\frac{3}{4}$	$7\frac{31}{64}$	$5\frac{9}{32}$	$\frac{15}{32}$	$\frac{3}{4}$	$\frac{55}{64}$	$1\frac{3}{8}$	$2\frac{1}{4}$	6.4567	$3\frac{9}{32}$	3.2520	1.311	$4\frac{1}{8}$	$\frac{5}{8}$
3	UCFCX15-300D1														
80	UCFCX16D1	260	219	154.9	10	23	25	36	61	186	86.6	85.7	34.1	113	M20
$3\frac{1}{16}$	UCFCX16-301D1														
$3\frac{1}{8}$	UCFCX16-302D1														
$3\frac{3}{16}$	UCFCX16-303D1	$10\frac{1}{4}$	$8\frac{5}{8}$	$6\frac{3}{32}$	$\frac{25}{64}$	$\frac{29}{32}$	$\frac{63}{64}$	$1\frac{13}{32}$	$2\frac{13}{32}$	7.3228	$3\frac{13}{32}$	3.3740	1.343	$4\frac{7}{16}$	$\frac{3}{4}$
$3\frac{1}{4}$	UCFCX16-304D1														
85	UCFCX17D1	260	219	154.9	10	23	25	36	61	186	91.3	96	39.7	119	M20
$3\frac{5}{16}$	UCFCX17-305D1														
$3\frac{7}{16}$	UCFCX17-307D1	$10\frac{1}{4}$	$8\frac{5}{8}$	$6\frac{3}{32}$	$\frac{25}{64}$	$\frac{29}{32}$	$\frac{63}{64}$	$1\frac{13}{32}$	$2\frac{13}{32}$	7.3228	$3\frac{19}{32}$	3.7795	1.563	$4\frac{11}{16}$	$\frac{3}{4}$

Remarks: 1) These numbers indicate relubricatable type. If maintenance free type is needed, please order without suffix "D1".

Note: Please refer to page 44 for size of grease fitting.

Bearing number	Housing number ¹⁾	Mass (approx.)	
		kg	lb
UCX11D1	FCX11D1	4.2	
UCX11-201D1	FCX11D1		
UCX11-202D1	FCX11D1		
UCX11-203D1	FCX11D1	9.3	
UC212-204D1	FCX11D1		
UC212-205D1	FCX11D1		
UCX12D1	FCX12D1	5.5	
UCX12-206D1	FCX12D1	12	
UCX12-207D1	FCX12D1		
UCX13D1	FCX13D1	5.7	
UCX13-208D1	FCX13D1	13	
UCX13-209D1	FCX13D1		
UCX14D1	FCX14D1	7.3	
UCX14-210D1	FCX14D1		
UCX14-211D1	FCX14D1	16	
UCX14-212D1	FCX14D1		
UCX15D1	FCX15D1	8.0	
UCX15-213D1	FCX15D1		
UCX15-214D1	FCX15D1	18	
UCX15-215D1	FCX15D1		
UCX15-300D1	FCX15D1		
UCX16D1	FCX16D1	12	
UCX16-301D1	FCX16D1		
UCX16-302D1	FCX16D1	26	
UCX16-303D1	FCX16D1		
UC217-304D1	FCX16D1		
UCX17D1	FCX17D1	12	
UCX17-305D1	FCX17D1	26	
UCX17-307D1	FCX17D1		

Round flanged units cast housing w/ spigot joint
Set screw type



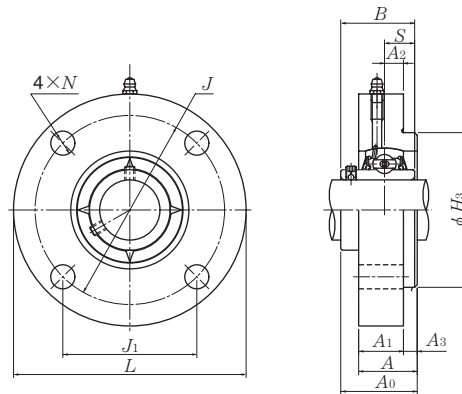
Shaft dia. mm inch	Unit number ¹⁾	Nominal dimensions														Bolt size mm inch
		mm							inch							
		<i>L</i>	<i>J</i>	(<i>J</i> ₁)	<i>A</i> ₂	<i>N</i>	<i>A</i> ₃	<i>A</i> ₁	<i>A</i>	<i>H</i> ₃	<i>A</i> ₀	<i>B</i>	<i>S</i>	<i>F</i> min		
90	UCFCX18D1	260	219	154.9	12	23	28	43	71	186	101.1	104	42.9	126	M20	
3⁷/₁₆	UCFCX18-307D1	10 ¹ / ₄	8 ⁵ / ₈	6 ³ / ₃₂	1 ⁵ / ₃₂	2 ⁹ / ₃₂	1 ⁷ / ₆₄	1 ¹¹ / ₁₆	2 ⁵¹ / ₆₄	7.3228	3 ⁶³ / ₆₄	4.0945	1.689	4 ³¹ / ₃₂	3/4	
3¹/₂	UCFCX18-308D1															
100	UCFCX20D1	276	238	168.3	22	23	28	66	94	206	118.3	117.5	49.2	139	M20	
3¹³/₁₆	UCFCX20-313D1															
3⁷/₈	UCFCX20-314D1	10 ⁷ / ₈	9 ³ / ₈	6 ⁵ / ₈	5 ⁵ / ₆₄	2 ⁹ / ₃₂	1 ⁷ / ₆₄	2 ¹⁹ / ₃₂	3 ⁴⁵ / ₆₄	8.1102	4 ²¹ / ₃₂	4.6260	1.937	5 ¹⁵ / ₃₂	3/4	
3¹⁵/₁₆	UCFCX20-315D1															
4	UCFCX20-400D1															

Remarks: 1) These numbers indicate relubricatable type. If maintenance free type is needed, please order without suffix "D1".

Note: Please refer to page 44 for size of grease fitting.

Bearing number	Housing number ¹⁾	Mass (approx.)	
		kg	lb
UCX18D1	FCX18D1	12	
UCX18-307D1	FCX18D1	26	
UCX18-308D1	FCX18D1		
UCX20D1	FCX20D1	18	
UCX20-313D1	FCX20D1		
UCX20-314D1	FCX20D1	40	
UCX20-315D1	FCX20D1		
UCX20-400D1	FCX20D1		

Round flanged units w/ spigot joint (Steel series)
Set screw type



Shaft dia. mm	Unit number ¹⁾	Nominal dimensions												Bolt size mm
		<i>L</i>	<i>J</i>	<i>(J₁)</i>	<i>A₂</i>	<i>N</i>	<i>A₃</i>	<i>A₁</i>	<i>A</i>	<i>H₃</i>	<i>A₀</i>	<i>B</i>	<i>S</i>	
12	UCFCG201D1	100	78	55.2	10	12	5	20.5	25.5	62	33.3	31	12.7	M10
15	UCFCG202D1	100	78	55.2	10	12	5	20.5	25.5	62	33.3	31	12.7	M10
17	UCFCG203D1	100	78	55.2	10	12	5	20.5	25.5	62	33.3	31	12.7	M10
20	UCFCG204D1	100	78	55.2	10	12	5	20.5	25.5	62	33.3	31	12.7	M10
25	UCFCG205D1	115	90	63.6	10	12	6	21	27	70	35.8	34.1	14.3	M10
30	UCFCG206D1	125	100	70.7	10	12	8	23	31	80	40.2	38.1	15.9	M10
35	UCFCG207D1	135	110	77.8	11	14	8	26	34	90	44.4	42.9	17.5	M12
40	UCFCG208D1	145	120	84.9	11	14	10	26	36	100	51.2	49.2	19	M12
45	UCFCG209D1	160	132	93.3	10	16	12	26	38	105	52.2	49.2	19	M14
50	UCFCG210D1	165	138	97.6	10	16	12	28	40	110	54.6	51.6	19	M14
55	UCFCG211D1	185	150	106.1	13	19	12	31	43	125	58.4	55.6	22.2	M16
60	UCFCG212D1	195	160	113.1	17	19	12	36	48	135	68.7	65.1	25.4	M16
65	UCFCG213D1	205	170	120.2	16	19	14	36	50	145	69.7	65.1	25.4	M16
70	UCFCG214D1	215	177	125.2	17	19	14	40	54	150	75.4	74.6	30.2	M16
75	UCFCG215D1	220	184	130.1	18	19	16	40	56	160	78.5	77.8	33.3	M16
80	UCFCG216D1	240	200	141.4	18	23	16	42	58	170	83.3	82.6	33.3	M20
85	UCFCG217D1	250	208	147.1	18	23	18	45	63	180	87.6	85.7	34.1	M20
90	UCFCG218D1	265	220	155.6	22	23	18	50	68	190	96.3	96	39.7	M20

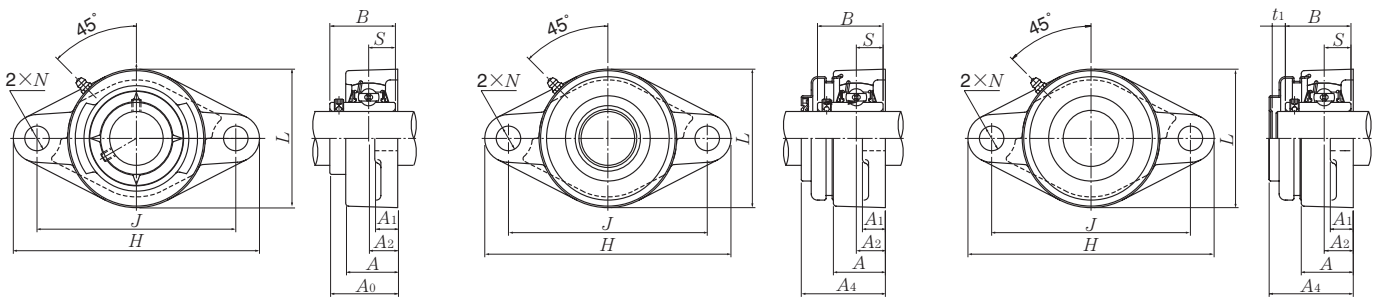
Remarks: 1) These numbers indicate relubricatable type. If maintenance free type is needed, please order without suffix "D1".

Note: 1) Please refer to page 44 for size of grease fitting.

2) Please refer to page 414-419 for inch series bearings.

Bearing number	Housing ¹⁾ number	Mass (approx.) kg
UC201D1	FCG204D1	1.2
UC202D1	FCG204D1	1.2
UC203D1	FCG204D1	1.1
UC204D1	FCG204D1	1.1
UC205D1	FCG205D1	1.6
UC206D1	FCG206D1	2.0
UC207D1	FCG207D1	2.6
UC208D1	FCG208D1	3.1
UC209D1	FCG209D1	3.8
UC210D1	FCG210D1	4.2
UC211D1	FCG211D1	5.8
UC212D1	FCG212D1	7.4
UC213D1	FCG213D1	8.1
UC214D1	FCG214D1	9.9
UC215D1	FCG215D1	10
UC216D1	FCG216D1	13
UC217D1	FCG217D1	15
UC218D1	FCG218D1	19

Rhombus flanged units cast housing Set screw type

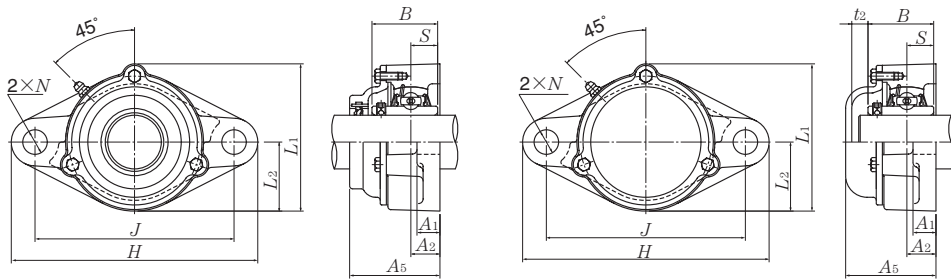


Press steel dust cover type (Open end)
S-UCFL...D1

Press steel dust cover type (Close end)
SM-UCFL...D1

Shaft dia. mm inch	Unit number ¹⁾	Nominal dimensions										Bolt size mm inch	Bearing number
		H	J	A ₂	A ₁	A	N	L	A ₀	B	S		
12 1/2	UCFL201D1 UCFL201-008D1	113 4 7/16	90 3 35/64	15 19/32	11 7/16	25.5 1	12 15/32	60 2 3/8	33.3 1 5/16	31 1.2205	12.7 0.500	M10 3/8	UC201D1 UC201-008D1
15 9/16 5/8	UCFL202D1 UCFL202-009D1 UCFL202-010D1	113 4 7/16	90 3 35/64	15 19/32	11 7/16	25.5 1	12 15/32	60 2 3/8	33.3 1 5/16	31 1.2205	12.7 0.500	M10 3/8	UC202D1 UC202-009D1 UC202-010D1
17 11/16	UCFL203D1 UCFL203-011D1	113 4 7/16	90 3 35/64	15 19/32	11 7/16	25.5 1	12 15/32	60 2 3/8	33.3 1 5/16	31 1.2205	12.7 0.500	M10 3/8	UC203D1 UC203-011D1
20 3/4	UCFL204D1 UCFL204-012D1	113 4 7/16	90 3 35/64	15 19/32	11 7/16	25.5 1	12 15/32	60 2 3/8	33.3 1 5/16	31 1.2205	12.7 0.500	M10 3/8	UC204D1 UC204-012D1
25 13/16 7/8 15/16 1	UCFL205D1 UCFL205-013D1 UCFL205-014D1 UCFL205-015D1 UCFL205-100D1	130 5 1/8	99 3 57/64	16 5/8	13 1/2	27 1 1/16	16 5/8	68 2 11/16	35.8 1 13/32	34.1 1.3425	14.3 0.563	M14 1/2	UC205D1 UC205-013D1 UC205-014D1 UC205-015D1 UC205-100D1
30 1 1/16 1 1/8 1 3/16 1 1/4	UCFL206D1 UCFL206-101D1 UCFL206-102D1 UCFL206-103D1 UCFL206-104D1	148 5 13/16	117 4 39/64	18 45/64	13 1/2	31 1 7/32	16 5/8	80 3 5/32	40.2 1 37/64	38.1 1.5000	15.9 0.626	M14 1/2	UC206D1 UC206-101D1 UC206-102D1 UC206-103D1 UC206-104D1
35 1 1/4 1 5/16 1 3/8 1 7/16	UCFL207D1 UCFL207-104D1 UCFL207-105D1 UCFL207-106D1 UCFL207-107D1	161 6 11/32	130 5 1/8	19 3/4	15 19/32	34 1 11/32	16 5/8	90 3 17/32	44.4 1 3/4	42.9 1.6890	17.5 0.689	M14 1/2	UC207D1 UC207-104D1 UC207-105D1 UC207-106D1 UC207-107D1
40 1 1/2 1 9/16	UCFL208D1 UCFL208-108D1 UCFL208-109D1	175 6 7/8	144 5 43/64	21 53/64	15 19/32	36 1 13/32	16 5/8	100 3 15/16	51.2 2 1/64	49.2 1.9370	19 0.748	M14 1/2	UC208D1 UC208-108D1 UC208-109D1
45 1 5/8 1 11/16 1 3/4	UCFL209D1 UCFL209-110D1 UCFL209-111D1 UCFL209-112D1	188 7 13/32	148 5 53/64	22 55/64	16 5/8	38 1 1/2	19 3/4	108 4 1/4	52.2 2 1/16	49.2 1.9370	19 0.748	M16 5/8	UC209D1 UC209-110D1 UC209-111D1 UC209-112D1

Remarks: 1) These numbers indicate relubricatable type. If maintenance free type is needed, please order without suffix "D1".
Note: Please refer to page 44 for size of grease fitting.

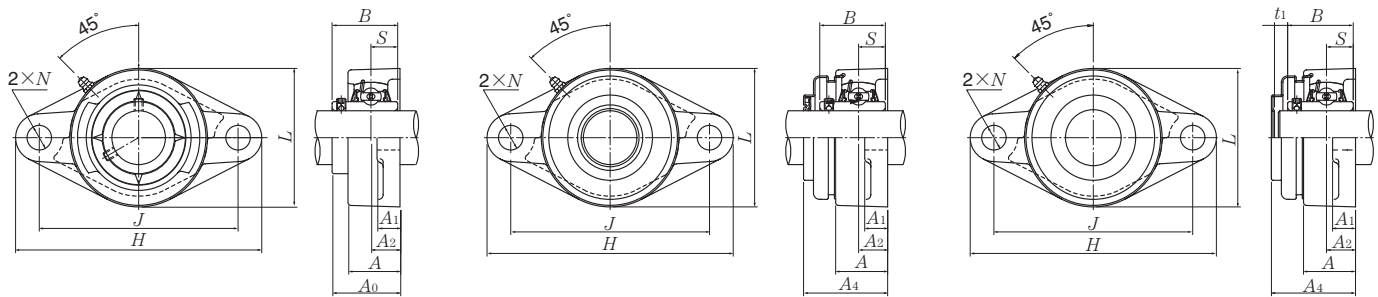


Cast dust cover type (Open end)
C-UCFL...D1

Cast dust cover type (Close end)
CM-UCFL...D1

Housing number ¹⁾	Unit number ¹⁾ pressed steel dust cover type	Unit number ¹⁾ cast dust cover type	Nominal dimensions						Mass (approx.)		
			mm		inch				kg		lb
			t_1	t_2	A_4	A_5	L_1	L_2	UCFL	S(SM)	C(CM)
FL204D1	S(SM)-UCFL201D1	C(CM)-UCFL201D1	5	8	40.5	46	67	30	0.5	0.5	0.6
FL204D1	S(SM)-UCFL201-008D1	C(CM)-UCFL201-008D1	$1\frac{3}{64}$	$\frac{5}{16}$	$1\frac{19}{32}$	$1\frac{13}{16}$	$2\frac{5}{8}$	$1\frac{3}{16}$	1.1	1.1	1.3
FL204D1	S(SM)-UCFL202D1	C(CM)-UCFL202D1	5	8	40.5	46	67	30	0.5	0.5	0.6
FL204D1	S(SM)-UCFL202-009D1	C(CM)-UCFL202-009D1	$1\frac{3}{64}$	$\frac{5}{16}$	$1\frac{19}{32}$	$1\frac{13}{16}$	$2\frac{5}{8}$	$1\frac{3}{16}$	1.1	1.1	1.3
FL204D1	S(SM)-UCFL202-010D1	C(CM)-UCFL202-010D1	$1\frac{3}{64}$	$\frac{5}{16}$	$1\frac{19}{32}$	$1\frac{13}{16}$	$2\frac{5}{8}$	$1\frac{3}{16}$	1.1	1.1	1.3
FL204D1	S(SM)-UCFL203D1	C(CM)-UCFL203D1	5	8	40.5	46	67	30	0.5	0.5	0.6
FL204D1	S(SM)-UCFL203-011D1	C(CM)-UCFL203-011D1	$1\frac{3}{64}$	$\frac{5}{16}$	$1\frac{19}{32}$	$1\frac{13}{32}$	$2\frac{5}{8}$	$1\frac{3}{16}$	1.1	1.1	1.3
FL204D1	S(SM)-UCFL204D1	C(CM)-UCFL204D1	5	8	40.5	46	67	30	0.4	0.4	0.6
FL204D1	S(SM)-UCFL204-012D1	C(CM)-UCFL204-012D1	$1\frac{3}{64}$	$\frac{5}{16}$	$1\frac{19}{32}$	$1\frac{13}{16}$	$2\frac{5}{8}$	$1\frac{3}{16}$	0.9	0.9	1.3
FL205D1	S(SM)-UCFL205D1	C(CM)-UCFL205D1	7	11	44.5	51	74	34	0.6	0.6	0.8
FL205D1	S(SM)-UCFL205-013D1	C(CM)-UCFL205-013D1									
FL205D1	S(SM)-UCFL205-014D1	C(CM)-UCFL205-014D1									
FL205D1	S(SM)-UCFL205-015D1	C(CM)-UCFL205-015D1	$\frac{9}{32}$	$\frac{7}{16}$	$1\frac{3}{4}$	2	$2\frac{29}{32}$	$1\frac{11}{32}$	1.3	1.3	1.8
FL205D1	S(SM)-UCFL205-100D1	C(CM)-UCFL205-100D1									
FL206D1	S(SM)-UCFL206D1	C(CM)-UCFL206D1	7	11	49	56	85	40	0.9	0.9	1.2
FL206D1	S(SM)-UCFL206-101D1	C(CM)-UCFL206-101D1									
FL206D1	S(SM)-UCFL206-102D1	C(CM)-UCFL206-102D1									
FL206D1	S(SM)-UCFL206-103D1	C(CM)-UCFL206-103D1	$\frac{9}{32}$	$\frac{7}{16}$	$1\frac{15}{16}$	$2\frac{7}{32}$	$3\frac{11}{32}$	$1\frac{9}{16}$	2.0	2.0	2.6
FL206D1	S(SM)-UCFL206-104D1	C(CM)-UCFL206-104D1									
FL207D1	S(SM)-UCFL207D1	C(CM)-UCFL207D1	8	10	55	59	97	45	1.2	1.2	1.4
FL207D1	S(SM)-UCFL207-104D1	C(CM)-UCFL207-104D1									
FL207D1	S(SM)-UCFL207-105D1	C(CM)-UCFL207-105D1									
FL207D1	S(SM)-UCFL207-106D1	C(CM)-UCFL207-106D1	$\frac{5}{16}$	$\frac{25}{64}$	$2\frac{5}{32}$	$2\frac{5}{16}$	$3\frac{13}{16}$	$1\frac{25}{32}$	2.6	2.6	3.1
FL207D1	S(SM)-UCFL207-107D1	C(CM)-UCFL207-107D1									
FL208D1	S(SM)-UCFL208D1	C(CM)-UCFL208D1	8	9	62	66	106	50	1.5	1.5	1.9
FL208D1	S(SM)-UCFL208-108D1	C(CM)-UCFL208-108D1									
FL208D1	S(SM)-UCFL208-109D1	C(CM)-UCFL208-109D1	$\frac{5}{16}$	$\frac{23}{64}$	$2\frac{7}{16}$	$2\frac{19}{32}$	$4\frac{3}{16}$	$1\frac{31}{32}$	3.3	3.3	4.2
FL209D1	S(SM)-UCFL209D1	C(CM)-UCFL209D1	8	12	63	70	113	54	1.8	1.9	2.3
FL209D1	S(SM)-UCFL209-110D1	C(CM)-UCFL209-110D1									
FL209D1	S(SM)-UCFL209-111D1	C(CM)-UCFL209-111D1	$\frac{5}{16}$	$\frac{15}{32}$	$2\frac{15}{32}$	$2\frac{3}{4}$	$4\frac{7}{16}$	$2\frac{1}{8}$	4.0	4.2	5.1
FL209D1	S(SM)-UCFL209-112D1	C(CM)-UCFL209-112D1									

Rhombus flanged units cast housing Set screw type



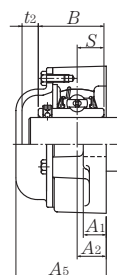
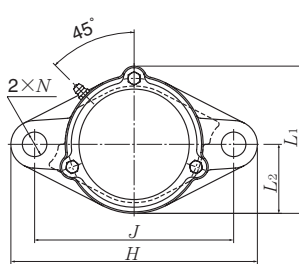
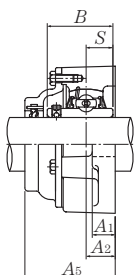
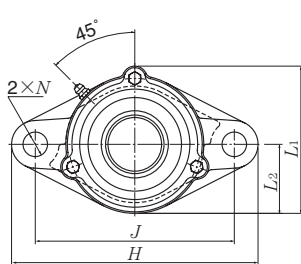
Press steel dust cover type (Open end)
S-UCFL...D1

Press steel dust cover type (Close end)
SM-UCFL...D1

Shaft dia. mm inch	Unit number ¹⁾	Nominal dimensions										Bolt size mm inch	Bearing number
		mm					inch						
		H	J	A ₂	A ₁	A	N	L	A ₀	B	S		
50 1 ¹³ / ₁₆ 1 ⁷ / ₈ 1 ¹⁵ / ₁₆ 2	UCFL210D1 UCFL210-113D1 UCFL210-114D1 UCFL210-115D1 UCFL210-200D1	197	157	22	16	40	19	115	54.6	51.6	19	M16	UC210D1 UC210-113D1 UC210-114D1 UC210-115D1 UC210-200D1
55 2 2 ¹ / ₁₆ 2 ¹ / ₈ 2 ³ / ₁₆	UCFL211D1 UCFL211-200D1 UCFL211-201D1 UCFL211-202D1 UCFL211-203D1	224	184	25	18	43	19	130	58.4	55.6	22.2	M16	UC211D1 UC211-200D1 UC211-201D1 UC211-202D1 UC211-203D1
60 2 ¹ / ₄ 2 ⁵ / ₁₆ 2 ³ / ₈ 2 ⁷ / ₁₆	UCFL212D1 UCFL212-204D1 UCFL212-205D1 UCFL212-206D1 UCFL212-207D1	250	202	29	18	48	23	140	68.7	65.1	25.4	M20	UC212D1 UC212-204D1 UC212-205D1 UC212-206D1 UC212-207D1
65 2 ¹ / ₂ 2 ⁹ / ₁₆	UCFL213D1 UCFL213-208D1 UCFL213-209D1	258	210	30	22	50	23	155	69.7	65.1	25.4	M20	UC213D1 UC213-208D1 UC213-209D1
70 2 ⁵ / ₈ 2 ¹¹ / ₁₆ 2 ³ / ₄	UCFL214D1 UCFL214-210D1 UCFL214-211D1 UCFL214-212D1	265	216	31	22	54	23	160	75.4	74.6	30.2	M20	UC214D1 UC214-210D1 UC214-211D1 UC214-212D1
75 2 ¹³ / ₁₆ 2 ⁷ / ₈ 2 ¹⁵ / ₁₆ 3	UCFL215D1 UCFL215-213D1 UCFL215-214D1 UCFL215-215D1 UCFL215-300D1	275	225	34	22	56	23	165	78.5	77.8	33.3	M20	UC215D1 UC215-213D1 UC215-214D1 UC215-215D1 UC215-300D1
80 3 ¹ / ₁₆ 3 ¹ / ₈ 3 ³ / ₁₆	UCFL216D1 UCFL216-301D1 UCFL216-302D1 UCFL216-303D1	290	233	34	22	58	25	180	83.3	82.6	33.3	M22	UC216D1 UC216-301D1 UC216-302D1 UC216-303D1

Remarks: 1) These numbers include relubricatable type. If maintenance free type is needed, please order without suffix "D1".

Note: Please refer to page 44 for size of grease fitting.

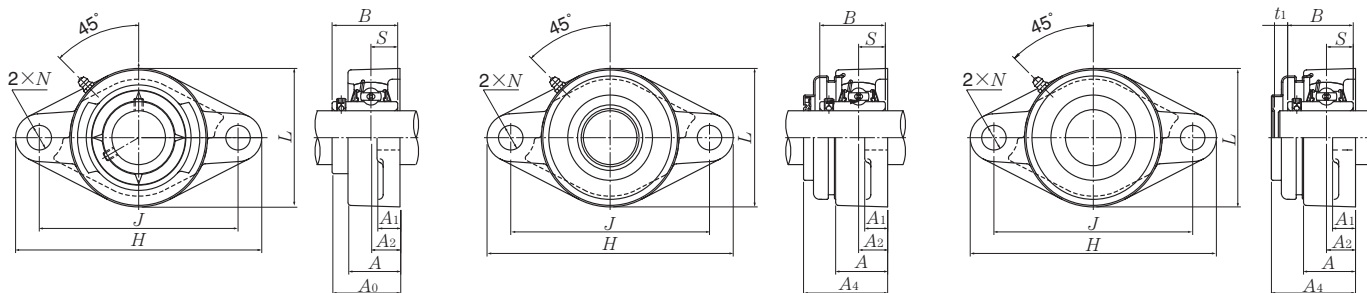


Cast dust cover type (Open end)
C-UCFL...D1

Cast dust cover type (Close end)
CM-UCFL...D1

Housing number ¹⁾	Unit number ¹⁾ pressed steel dust cover type	Unit number ¹⁾ cast dust cover type	Nominal dimensions						Mass (approx.)		
			mm		inch				kg		lb
			t_1	t_2	A_4	A_5	L_1	L_2	UCFL	S(SM)	C(CM)
FL210D1	S(SM)-UCFL210D1	C(CM)-UCFL210D1	8	12	65.5	72	120	58	2.0	2.1	2.7
FL210D1	S(SM)-UCFL210-113D1	C(CM)-UCFL210-113D1									
FL210D1	S(SM)-UCFL210-114D1	C(CM)-UCFL210-114D1	$\frac{5}{16}$	$\frac{15}{32}$	$2\frac{19}{32}$	$2\frac{27}{32}$	$4\frac{23}{32}$	$2\frac{9}{32}$	4.4	4.6	6.0
FL210D1	S(SM)-UCFL210-115D1	C(CM)-UCFL210-115D1									
FL210D1	S(SM)-UCFL210-200D1	C(CM)-UCFL210-200D1									
FL211D1	S(SM)-UCFL211D1	C(CM)-UCFL211D1	10	11	71	75	133	65	2.9	3.0	3.4
FL211D1	S(SM)-UCFL211-200D1	C(CM)-UCFL211-200D1									
FL211D1	S(SM)-UCFL211-201D1	C(CM)-UCFL211-201D1	$\frac{25}{64}$	$\frac{7}{16}$	$2\frac{25}{32}$	$2\frac{15}{16}$	$5\frac{1}{4}$	$2\frac{9}{16}$	6.4	6.6	7.5
FL211D1	S(SM)-UCFL211-202D1	C(CM)-UCFL211-202D1									
FL211D1	S(SM)-UCFL211-203D1	C(CM)-UCFL211-203D1									
FL212D1	S(SM)-UCFL212D1	C(CM)-UCFL212D1	8	12	80	86	144	70	3.8	4.0	4.6
FL212D1	S(SM)-UCFL212-204D1	C(CM)-UCFL212-204D1									
FL212D1	S(SM)-UCFL212-205D1	C(CM)-UCFL212-205D1	$\frac{5}{16}$	$\frac{15}{32}$	$3\frac{5}{32}$	$3\frac{3}{8}$	$5\frac{21}{32}$	$2\frac{3}{4}$	8.4	8.8	10
FL212D1	S(SM)-UCFL212-206D1	C(CM)-UCFL212-206D1									
FL212D1	S(SM)-UCFL212-207D1	C(CM)-UCFL212-207D1									
FL213D1	S(SM)-UCFL213D1	C(CM)-UCFL213D1	11	15	83.5	90	157	78	4.8	4.9	5.8
FL213D1	S(SM)-UCFL213-208D1	C(CM)-UCFL213-208D1									
FL213D1	S(SM)-UCFL213-209D1	C(CM)-UCFL213-209D1	$\frac{7}{16}$	$\frac{19}{32}$	$3\frac{9}{32}$	$3\frac{17}{32}$	$6\frac{3}{16}$	$3\frac{1}{16}$	11	11	15
FL214D1	—	C(CM)-UCFL214D1	—	16	—	98	164	80	5.4	—	7.7
FL214D1	—	C(CM)-UCFL214-210D1									
FL214D1	—	C(CM)-UCFL214-211D1	—	$\frac{5}{8}$	—	$3\frac{27}{32}$	$6\frac{15}{32}$	$3\frac{5}{32}$	12	—	17
FL214D1	—	C(CM)-UCFL214-212D1									
FL215D1	—	C(CM)-UCFL215D1	—	17	—	102	169	82	6.0	—	7.1
FL215D1	—	C(CM)-UCFL215-213D1									
FL215D1	—	C(CM)-UCFL215-214D1	—	$2\frac{1}{32}$	—	$4\frac{1}{32}$	$6\frac{21}{32}$	$3\frac{7}{32}$	13	—	16
FL215D1	—	C(CM)-UCFL215-215D1									
FL215D1	—	C(CM)-UCFL215-300D1									
FL216D1	—	C(CM)-UCFL216D1	—	16	—	106	183	90	7.4	—	8.6
FL216D1	—	C(CM)-UCFL216-301D1									
FL216D1	—	C(CM)-UCFL216-302D1	—	$\frac{5}{8}$	—	$4\frac{3}{16}$	$7\frac{7}{32}$	$3\frac{17}{32}$	16	—	19
FL216D1	—	C(CM)-UCFL216-303D1									

**Rhombus flanged units cast housing
Set screw type**

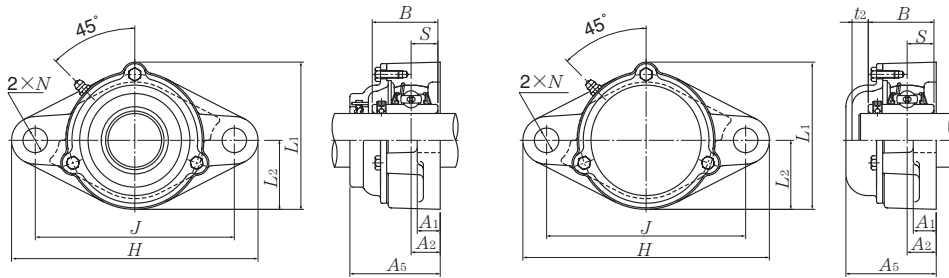


**Press steel dust cover type (Open end)
S-UCFL...D1**

**Press steel dust cover type (Close end)
SM-UCFL...D1**

Shaft dia. mm inch	Unit number ¹⁾	Nominal dimensions										Bolt size mm inch	Bearing number
		H	J	A ₂	A ₁	A	N	L	A ₀	B	S		
85	UCFL217D1	305	248	36	24	63	25	190	87.6	85.7	34.1	M22	UC217D1
3¹/₄	UCFL217-304D1												UC217-304D1
3⁵/₁₆	UCFL217-305D1	12	9⁴⁹/₆₄	1²⁷/₆₄	1⁵/₁₆	2¹⁵/₃₂	6³/₆₄	7¹⁵/₃₂	3²⁹/₆₄	3.3740	1.343	7⁷/₈	UC217-305D1
3⁷/₁₆	UCFL217-307D1												UC217-307D1
90	UCFL218D1	320	265	40	24	68	25	205	96.3	96	39.7	M22	UC218D1
3¹/₂	UCFL218-308D1	12¹⁹/₃₂	10⁷/₁₆	1³⁷/₆₄	1⁵/₁₆	2¹¹/₁₆	6³/₆₄	8¹/₁₆	3⁵¹/₆₄	3.7795	1.563	7⁷/₈	UC218-308D1

Remarks: 1) These numbers indicate relubricatable type. If maintenance free type is needed, please order without suffix "D1".
Note: Please refer to page 44 for size of grease fitting.

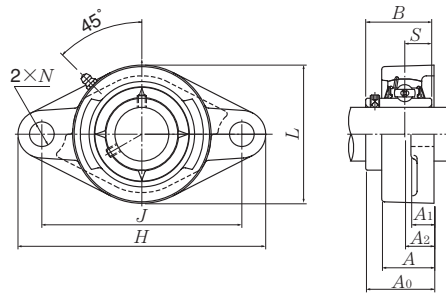


Cast dust cover type (Open end)
C-UCFL...D1

Cast dust cover type (Close end)
CM-UCFL...D1

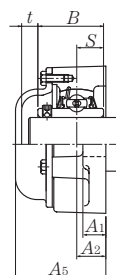
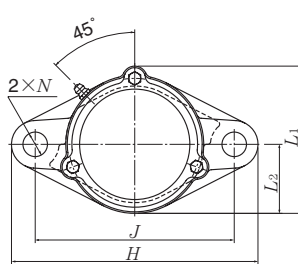
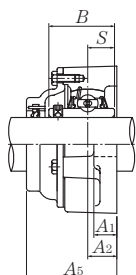
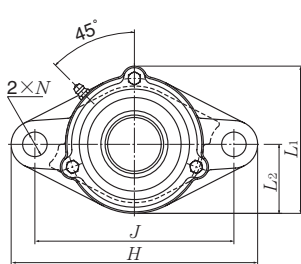
Housing number ¹⁾	Unit number ¹⁾ pressed steel dust cover type	Unit number ¹⁾ cast dust cover type	Nominal dimensions						Mass (approx.)		
			mm			inch			kg		lb
			t_1	t_2	A_4	A_5	L_1	L_2	UCFL	S(SM)	C(CM)
FL217D1	—	C(CM)-UCFL217D1	—	20	—	114	192	95	8.8	—	10
FL217D1	—	C(CM)-UCFL217-304D1	—	$\frac{25}{32}$	—	$4\frac{1}{2}$	$7\frac{9}{16}$	$3\frac{3}{4}$	19	—	22
FL217D1	—	C(CM)-UCFL217-305D1	—	$\frac{25}{32}$	—	$4\frac{1}{2}$	$7\frac{9}{16}$	$3\frac{3}{4}$	19	—	22
FL217D1	—	C(CM)-UCFL217-307D1	—	$\frac{25}{32}$	—	$4\frac{1}{2}$	$7\frac{9}{16}$	$3\frac{3}{4}$	19	—	22
FL218D1	—	C(CM)-UCFL218D1	—	19	—	122	205	102	11	—	13
FL218D1	—	C(CM)-UCFL218-308D1	—	$\frac{3}{4}$	—	$4\frac{13}{16}$	$8\frac{1}{16}$	$4\frac{1}{32}$	24	—	29

Rhombus flanged units cast housing Set screw type



Shaft dia. mm inch	Unit number ¹⁾	Nominal dimensions										Bolt size mm inch	Bearing number
		mm					inch						
		H	J	A ₂	A ₁	A	N	L	A ₀	B	S		
25 13/16 7/8 15/16 1	UCFL305D1 UCFL305-013D1 UCFL305-014D1 UCFL305-015D1 UCFL305-100D1	150	113	16	13	29	19	80	39	38	15	M16	UC305D1 UC305-013D1 UC305-014D1 UC305-015D1 UC305-100D1
		5 ²⁹ / ₃₂	4 ⁷ / ₁₆	5/8	1/2	1 ⁵ / ₃₂	3/4	3 ⁵ / ₃₂	1 ¹⁷ / ₃₂	1.4961	0.591	5/8	
30 1 1/16 1 1/8 1 3/16	UCFL306D1 UCFL306-101D1 UCFL306-102D1 UCFL306-103D1	180	134	18	15	32	23	90	44	43	17	M20	UC306D1 UC306-101D1 UC306-102D1 UC306-103D1
		7 ³ / ₃₂	5 ⁹ / ₃₂	4 ⁵ / ₆₄	1 ⁹ / ₃₂	1 1/4	2 ⁹ / ₃₂	3 ¹⁷ / ₃₂	1 ⁴⁷ / ₆₄	1.6929	0.669	3/4	
35 1 1/4 1 5/16 1 3/8 1 7/16	UCFL307D1 UCFL307-104D1 UCFL307-105D1 UCFL307-106D1 UCFL307-107D1	185	141	20	16	36	23	100	49	48	19	M20	UC307D1 UC307-104D1 UC307-105D1 UC307-106D1 UC307-107D1
		7 ⁹ / ₃₂	5 ³⁵ / ₆₄	2 ⁵ / ₃₂	5/8	1 ¹³ / ₃₂	2 ⁹ / ₃₂	3 ¹⁵ / ₁₆	1 ⁵⁹ / ₆₄	1.8898	0.748	3/4	
40 1 1/2 1 9/16	UCFL308D1 UCFL308-108D1 UCFL308-109D1	200	158	23	17	40	23	112	56	52	19	M20	UC308D1 UC308-108D1 UC308-109D1
		7 ⁷ / ₈	6 ⁷ / ₃₂	2 ⁹ / ₃₂	2 ¹ / ₃₂	1 ⁹ / ₁₆	2 ⁹ / ₃₂	4 ¹³ / ₃₂	2 ¹³ / ₆₄	2.0472	0.748	3/4	
45 1 5/8 1 11/16 1 3/4	UCFL309D1 UCFL309-110D1 UCFL309-111D1 UCFL309-112D1	230	177	25	18	44	25	125	60	57	22	M22	UC309D1 UC309-110D1 UC309-111D1 UC309-112D1
		9 ¹ / ₁₆	6 ³¹ / ₃₂	6 ³ / ₆₄	2 ³ / ₃₂	1 ²³ / ₃₂	6 ³ / ₆₄	4 ²⁹ / ₃₂	2 ²³ / ₆₄	2.2441	0.866	7/8	
50 1 13/16 1 7/8 1 15/16	UCFL310D1 UCFL310-113D1 UCFL310-114D1 UCFL310-115D1	240	187	28	19	48	25	140	67	61	22	M22	UC310D1 UC310-113D1 UC310-114D1 UC310-115D1
		9 ⁷ / ₁₆	7 ²³ / ₆₄	1 ⁷ / ₆₄	3/4	1 ⁷ / ₈	6 ³ / ₆₄	5 ¹ / ₂	2 ⁴¹ / ₆₄	2.4016	0.866	7/8	
55 2 2 1/16 2 1/8 2 3/16	UCFL311D1 UCFL311-200D1 UCFL311-201D1 UCFL311-202D1 UCFL311-203D1	250	198	30	20	52	25	150	71	66	25	M22	UC311D1 UC311-200D1 UC311-201D1 UC311-202D1 UC311-203D1
		9 ²⁷ / ₃₂	7 ⁵¹ / ₆₄	1 ³ / ₁₆	2 ⁵ / ₃₂	2 ¹ / ₁₆	6 ³ / ₆₄	5 ²⁹ / ₃₂	2 ⁵¹ / ₆₄	2.5984	0.984	7/8	

Remarks: 1) These numbers indicate relubricatable type. If maintenance free type is needed, please order without suffix "D1".
Note: Please refer to page 44 for size of grease fitting.

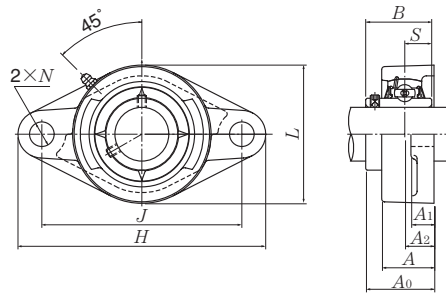


Cast dust cover type (Open end)
C-UCFL...D1

Cast dust cover type (Close end)
CM-UCFL...D1

Housing number ¹⁾	Unit number ¹⁾ cast dust cover ty	Nominal dimensions				Mass (approx.)	
		mm		inch		kg	lb
		t	A ₅	L ₁	L ₂	UCFL	C(CM)
FL305D1	C(CM)-UCFL305D1	12	56	86	40	0.9	1.2
FL305D1	C(CM)-UCFL305-013D1						
FL305D1	C(CM)-UCFL305-014D1	15 ¹ / ₃₂	2 ⁷ / ₃₂	3 ³ / ₈	1 ⁹ / ₁₆	2.0	2.7
FL305D1	C(CM)-UCFL305-015D1						
FL305D1	C(CM)-UCFL305-100D1						
FL306D1	C(CM)-UCFL306D1	11	60	101	45	1.4	1.7
FL306D1	C(CM)-UCFL306-101D1						
FL306D1	C(CM)-UCFL306-102D1	7 ¹ / ₁₆	2 ³ / ₈	3 ³¹ / ₃₂	1 ²⁵ / ₃₂	3.1	3.8
FL306D1	C(CM)-UCFL306-103D1						
FL307D1	C(CM)-UCFL307D1	14	68	110	50	1.7	2.1
FL307D1	C(CM)-UCFL307-104D1						
FL307D1	C(CM)-UCFL307-105D1	3 ⁵ / ₆₄	2 ¹¹ / ₁₆	4 ¹¹ / ₃₂	1 ³¹ / ₃₂	3.8	4.6
FL307D1	C(CM)-UCFL307-106D1						
FL307D1	C(CM)-UCFL307-107D1						
FL308D1	C(CM)-UCFL308D1	14	76	122	56	2.2	2.9
FL308D1	C(CM)-UCFL308-108D1	3 ⁵ / ₆₄	3	4 ¹³ / ₁₆	2 ⁷ / ₃₂	4.9	6.4
FL308D1	C(CM)-UCFL308-109D1						
FL309D1	C(CM)-UCFL309D1	14	80	135	62	3.0	3.8
FL309D1	C(CM)-UCFL309-110D1						
FL309D1	C(CM)-UCFL309-111D1	3 ⁵ / ₆₄	3 ⁵ / ₃₂	5 ⁵ / ₁₆	2 ⁷ / ₁₆	6.6	8.4
FL309D1	C(CM)-UCFL309-112D1						
FL310D1	C(CM)-UCFL310D1	15	88	152	70	4.1	5.0
FL310D1	C(CM)-UCFL310-113D1						
FL310D1	C(CM)-UCFL310-114D1	1 ⁹ / ₃₂	3 ¹⁵ / ₃₂	5 ³¹ / ₃₂	2 ³ / ₄	9.0	11
FL310D1	C(CM)-UCFL310-115D1						
FL311D1	C(CM)-UCFL311D1	15	92	162	75	4.6	5.9
FL311D1	C(CM)-UCFL311-200D1						
FL311D1	C(CM)-UCFL311-201D1						
FL311D1	C(CM)-UCFL311-202D1	1 ⁹ / ₃₂	3 ⁵ / ₈	6 ³ / ₈	2 ¹⁵ / ₁₆	10	13
FL311D1	C(CM)-UCFL311-203D1						

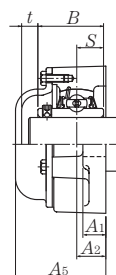
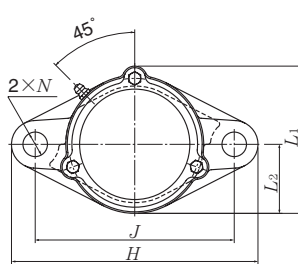
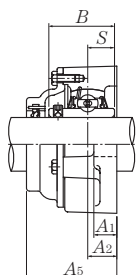
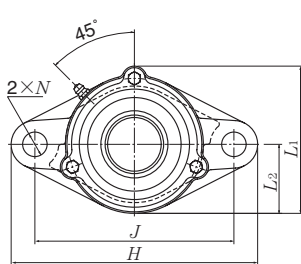
Rhombus flanged units cast housing Set screw type



Shaft dia. mm inch	Unit number ¹⁾	Nominal dimensions										Bolt size mm inch	Bearing number
		mm					inch						
		H	J	A ₂	A ₁	A	N	L	A ₀	B	S		
60 2 ¹ / ₄ 2 ⁵ / ₁₆ 2 ³ / ₈ 2 ⁷ / ₁₆	UCFL312D1 UCFL312-204D1 UCFL312-205D1 UCFL312-206D1 UCFL312-207D1	270	212	33	22	56	31	160	78	71	26	M27	UC312D1 UC312-204D1 UC312-205D1 UC312-206D1 UC312-207D1
65 2 ¹ / ₂ 2 ⁹ / ₁₆	UCFL313D1 UCFL313-208D1 UCFL313-209D1	295	240	33	25	58	31	175	78	75	30	M27	UC313D1 UC313-208D1 UC313-209D1
70 2 ⁵ / ₈ 2 ¹¹ / ₁₆ 2 ³ / ₄	UCFL314D1 UCFL314-210D1 UCFL314-211D1 UCFL314-212D1	315	250	36	28	61	35	185	81	78	33	M30	UC314D1 UC314-210D1 UC314-211D1 UC314-212D1
75 2 ¹³ / ₁₆ 2 ⁷ / ₈ 2 ¹⁵ / ₁₆ 3	UCFL315D1 UCFL315-213D1 UCFL315-214D1 UCFL315-215D1 UCFL315-300D1	320	260	39	30	66	35	195	89	82	32	M30	UC315D1 UC315-213D1 UC315-214D1 UC315-215D1 UC315-300D1
80 3 ¹ / ₁₆ 3 ¹ / ₈ 3 ³ / ₁₆	UCFL316D1 UCFL316-301D1 UCFL316-302D1 UCFL316-303D1	355	285	38	32	68	38	210	90	86	34	M33	UC316D1 UC316-301D1 UC316-302D1 UC316-303D1
85 3 ¹ / ₄ 3 ⁵ / ₁₆ 3 ⁷ / ₁₆	UCFL317D1 UCFL317-304D1 UCFL317-305D1 UCFL317-307D1	370	300	44	32	74	38	220	100	96	40	M33	UC317D1 UC317-304D1 UC317-305D1 UC317-307D1
90 3 ⁷ / ₁₆ 3 ¹ / ₂	UCFL318D1 UCFL318-307D1 UCFL318-308D1	385	315	44	36	76	38	235	100	96	40	M33	UC318D1 UC318-307D1 UC318-308D1

Remarks: 1) These numbers indicate relubricatable type. If maintenance free type is needed, please order without suffix "D1".

Note: Please refer to page 44 for size of grease fitting.

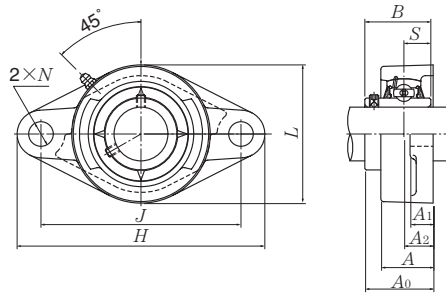


Cast dust cover type (Open end)
C-UCFL...D1

Cast dust cover type (Close end)
CM-UCFL...D1

Housing number ¹⁾	Unit number ¹⁾ cast dust cover type	Nominal dimensions				Mass (approx.)	
		mm		inch		kg	lb
		t	A ₅	L ₁	L ₂	UCFL	C(CM)
FL312D1	C(CM)-UCFL312D1	16	100	175	80	5.7	7.7
FL312D1	C(CM)-UCFL312-204D1						
FL312D1	C(CM)-UCFL312-205D1	5/8	3 ¹⁵ / ₁₆	6 ⁷ / ₈	3 ⁵ / ₃₂	13	17
FL312D1	C(CM)-UCFL312-206D1						
FL312D1	C(CM)-UCFL312-207D1						
FL313D1	C(CM)-UCFL313D1	19	103	189	88	7.6	9.9
FL313D1	C(CM)-UCFL313-208D1						
FL313D1	C(CM)-UCFL313-209D1	3/4	4 ¹ / ₁₆	7 ⁷ / ₁₆	3 ¹⁵ / ₃₂	17	22
FL314D1	C(CM)-UCFL314D1	19	106	198	92	8.6	11
FL314D1	C(CM)-UCFL314-210D1						
FL314D1	C(CM)-UCFL314-211D1	3/4	4 ³ / ₁₆	7 ²⁵ / ₃₂	3 ⁵ / ₈	19	24
FL314D1	C(CM)-UCFL314-212D1						
FL315D1	C(CM)-UCFL315D1	19	114	210	98	9.9	12
FL315D1	C(CM)-UCFL315-213D1						
FL315D1	C(CM)-UCFL315-214D1						
FL315D1	C(CM)-UCFL315-215D1	3/4	4 ¹ / ₂	8 ⁹ / ₃₂	3 ²⁷ / ₃₂	22	26
FL315D1	C(CM)-UCFL315-300D1						
FL316D1	C(CM)-UCFL316D1	19	116	222	105	13	16
FL316D1	C(CM)-UCFL316-301D1						
FL316D1	C(CM)-UCFL316-302D1	3/4	4 ⁹ / ₁₆	8 ³ / ₄	4 ¹ / ₈	29	35
FL316D1	C(CM)-UCFL316-303D1						
FL317D1	C(CM)-UCFL317D1	19	127	234	110	15	18
FL317D1	C(CM)-UCFL317-304D1						
FL317D1	C(CM)-UCFL317-305D1	3/4	5	9 ⁷ / ₃₂	4 ¹¹ / ₃₂	33	40
FL317D1	C(CM)-UCFL317-307D1						
FL318D1	C(CM)-UCFL318D1	21	129	247	118	17	21
FL318D1	C(CM)-UCFL318-307D1						
FL318D1	C(CM)-UCFL318-308D1	1 ³ / ₁₆	5 ³ / ₃₂	9 ²³ / ₃₂	4 ²¹ / ₃₂	37	46

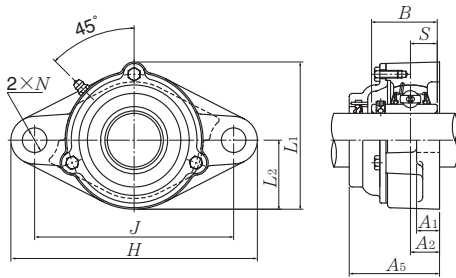
Rhombus flanged units cast housing Set screw type



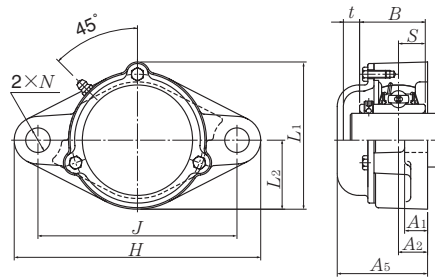
Shaft dia. mm inch	Unit number ¹⁾	Nominal dimensions										Bolt size mm inch	Bearing number
		mm					inch						
		H	J	A ₂	A ₁	A	N	L	A ₀	B	S		
95 3 ⁵ / ₈	UCFL319D1	405	330	59	40	94	41	250	121	103	41	M36	UC319D1
3¹¹/₁₆	UCFL319-310D1	15 ¹⁵ / ₁₆	12 ⁶³ / ₆₄	2 ²¹ / ₆₄	1 ⁹ / ₁₆	3 ¹¹ / ₁₆	1 ³⁹ / ₆₄	9 ²⁷ / ₃₂	4 ⁴⁹ / ₆₄	4.0551	1.614	1 ³ / ₈	UC319-310D1
3³/₄	UCFL319-311D1												UC319-311D1
	UCFL319-312D1												UC319-312D1
100 3 ¹³ / ₁₆	UCFL320D1	440	360	59	40	94	44	270	125	108	42	M39	UC320D1
3⁷/₈	UCFL320-313D1	17 ⁵ / ₁₆	14 ¹¹ / ₆₄	2 ²¹ / ₆₄	1 ⁹ / ₁₆	3 ¹¹ / ₁₆	1 ⁴⁷ / ₆₄	10 ⁵ / ₈	4 ⁵⁹ / ₆₄	4.2520	1.654	1 ¹ / ₂	UC320-313D1
3¹⁵/₁₆	UCFL320-314D1												UC320-314D1
4	UCFL320-315D1												UC320-315D1
	UCFL320-400D1												UC320-400D1
105	UCFL321D1	440	360	59	40	94	44	270	127	112	44	M39	UC321D1
110	UCFL322D1	470	390	60	42	96	44	300	131	117	46	M39	UC322D1
120	UCFL324D1	520	430	65	48	110	47	330	140	126	51	M42	UC324D1
130	UCFL326D1	550	460	65	50	115	47	360	146	135	54	M42	UC326D1
140	UCFL328D1	600	500	75	60	125	51	400	161	145	59	M45	UC328D1

Remarks: 1) These numbers indicate relubricatable type. If maintenance free type is needed, please order without suffix "D1".

Note: 1) Please refer to page 44 for size of grease fitting.



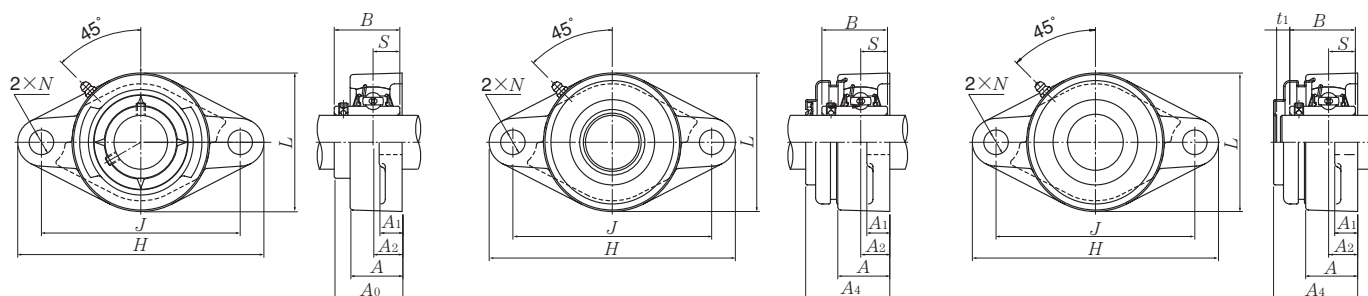
Cast dust cover type (Open end)
C-UCFL...D1



Cast dust cover type (Close end)
CM-UCFL...D1

Housing number ¹⁾	Unit number ¹⁾ cast dust cover type	Nominal dimensions				Mass (approx.)	
		mm		inch		kg	lb
		t	A ₅	L ₁	L ₂	UCFL	C(CM)
FL319D1	C(CM)-UCFL319D1	20	149	260	125	22	26
FL319D1	C(CM)-UCFL319-310D1						
FL319D1	C(CM)-UCFL319-311D1	$\frac{25}{32}$	$5\frac{7}{8}$	$10\frac{1}{4}$	$4\frac{29}{32}$	49	57
FL319D1	C(CM)-UCFL319-312D1						
FL320D1	C(CM)-UCFL320D1	20	154	280	135	26	31
FL320D1	C(CM)-UCFL320-313D1						
FL320D1	C(CM)-UCFL320-314D1						
FL320D1	C(CM)-UCFL320-315D1	$\frac{25}{32}$	$6\frac{1}{16}$	$11\frac{1}{32}$	$5\frac{5}{16}$	57	68
FL320D1	C(CM)-UCFL320-400D1						
FL321D1	C(CM)-UCFL321D1	20	156	287	135	27	32
FL322D1	C(CM)-UCFL322D1	20	160	315	150	34	39
FL324D1	C(CM)-UCFL324D1	22	172	342	165	48	52
FL326D1	C(CM)-UCFL326D1	22	178	376	180	58	64
FL328D1	C(CM)-UCFL328D1	21	192	410	200	81	90

Rhombus flanged units cast housing Set screw type



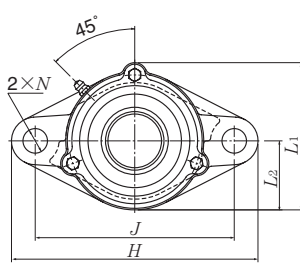
Press steel dust cover type (Open end)
S-UCFLX...D1

Press steel dust cover type (Close end)
SM-UCFLX...D1

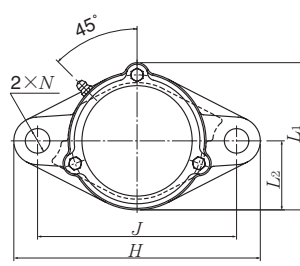
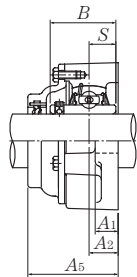
Shaft dia. mm inch	Unit number ¹⁾	Nominal dimensions										Bolt size mm inch	Bearing number
		mm					inch						
		H	J	A ₂	A ₁	A	N	L	A ₀	B	S		
25 1 ³ / ₁₆ 7 ⁷ / ₈ 1 ⁵ / ₁₆ 1	UCFLX05D1 UCFLX05-013D1 UCFLX05-014D1 UCFLX05-015D1 UCFLX05-100D1	141	117	18	13	30	12	83	40.2	38.1	15.9	M10	UCX05D1 UCX05-013D1 UCX05-014D1 UCX05-015D1 UCX05-100D1
		5 ⁹ / ₁₆	4 ³⁹ / ₆₄	4 ⁵ / ₆₄	1 ¹ / ₂	1 ³ / ₁₆	1 ⁵ / ₃₂	3 ⁹ / ₃₂	1 ³⁷ / ₆₄	1.5000	0.626	3 ³ / ₈	
30 1 ¹ / ₁₆ 1 ¹ / ₈ 1 ³ / ₁₆ 1 ¹ / ₄	UCFLX06D1 UCFLX06-101D1 UCFLX06-102D1 UCFLX06-103D1 UCFLX06-104D1	156	130	19	15	34	16	95	44.4	42.9	17.5	M14	UCX06D1 UCX06-101D1 UCX06-102D1 UCX06-103D1 UC207-104D1
		6 ⁵ / ₃₂	5 ¹ / ₈	3 ³ / ₄	1 ¹⁹ / ₃₂	1 ¹¹ / ₃₂	5 ⁵ / ₈	3 ³ / ₄	1 ³ / ₄	1.6890	0.689	1 ¹ / ₂	
35 1 ⁵ / ₁₆ 1 ³ / ₈ 1 ⁷ / ₁₆	UCFLX07D1 UCFLX07-105D1 UCFLX07-106D1 UCFLX07-107D1	171	144	21	16	38	16	105	51.2	49.2	19	M14	UCX07D1 UCX07-105D1 UCX07-106D1 UCX07-107D1
		6 ²³ / ₃₂	5 ⁴³ / ₆₄	5 ³ / ₆₄	5 ⁵ / ₈	1 ¹ / ₂	5 ⁵ / ₈	4 ¹ / ₈	2 ¹ / ₆₄	1.9370	0.748	1 ¹ / ₂	
40 1 ¹ / ₂ 1 ⁹ / ₁₆	UCFLX08D1 UCFLX08-108D1 UCFLX08-109D1	179	148	22	16	40	16	111	52.2	49.2	19	M14	UCX08D1 UCX08-108D1 UCX08-109D1
		7 ¹ / ₁₆	5 ⁵³ / ₆₄	5 ⁵ / ₆₄	5 ⁵ / ₈	1 ⁹ / ₁₆	5 ⁵ / ₈	4 ³ / ₈	2 ¹ / ₁₆	1.9370	0.748	1 ¹ / ₂	
45 1 ⁵ / ₈ 1 ¹¹ / ₁₆ 1 ³ / ₄ 1 ¹³ / ₁₆	UCFLX09D1 UCFLX09-110D1 UCFLX09-111D1 UCFLX09-112D1 UCFLX09-113D1	189	157	23	16	40	16	116	55.6	51.6	19	M14	UCX09D1 UCX09-110D1 UCX09-111D1 UCX09-112D1 UC210-113D1
		7 ⁷ / ₁₆	6 ³ / ₁₆	2 ⁹ / ₃₂	5 ⁵ / ₈	1 ⁹ / ₁₆	5 ⁵ / ₈	4 ⁹ / ₁₆	2 ³ / ₁₆	2.0315	0.748	1 ¹ / ₂	
50 1 ⁷ / ₈ 1 ¹⁵ / ₁₆ 2	UCFLX10D1 UCFLX10-114D1 UCFLX10-115D1 UCFLX10-200D1	216	184	26	18	44	19	133	59.4	55.6	22.2	M16	UCX10D1 UCX10-114D1 UCX10-115D1 UC211-200D1
		8 ¹ / ₂	7 ¹ / ₄	1 ¹ / ₃₂	2 ³ / ₃₂	1 ²³ / ₃₂	3 ³ / ₄	5 ¹ / ₄	2 ¹¹ / ₃₂	2.1890	0.874	5 ⁵ / ₈	

Remarks: 1) These numbers indicate relubricatable type. If maintenance free type is needed, please order without suffix "D1".

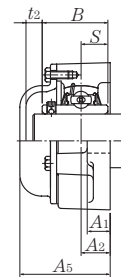
Note: Please refer to page 44 for size of grease fitting.



Cast dust cover type (Open end)
C-UCFLX...D1

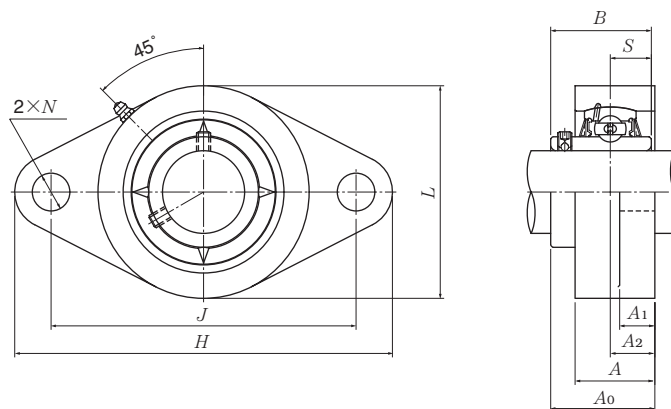


Cast dust cover type (Close end)
CM-UCFLX...D1



Housing number ¹⁾	Unit number ¹⁾ pressed steel dust cover type	Unit number ¹⁾ cast dust cover type	Nominal dimensions						Mass (approx.)		
			mm			inch			kg		lb
			t_1	t_2	A_4	A_5	L_1	L_2	UCFLX	S(SM)	C(CM)
FLX05D1	S(SM)-UCFLX05D1	C(CM)-UCFLX05D1	7	11	49	56	86	41.5	1.0	1.0	1.2
FLX05D1	S(SM)-UCFLX05-013D1	C(CM)-UCFLX05-013D1									
FLX05D1	S(SM)-UCFLX05-014D1	C(CM)-UCFLX05-014D1	$\frac{9}{32}$	$\frac{7}{16}$	$1\frac{15}{16}$	$2\frac{7}{32}$	$3\frac{3}{8}$	$1\frac{5}{8}$	2.2	2.2	2.7
FLX05D1	S(SM)-UCFLX05-015D1	C(CM)-UCFLX05-015D1									
FLX05D1	S(SM)-UCFLX05-100D1	C(CM)-UCFLX05-100D1									
FLX06D1	S(SM)-UCFLX06D1	C(CM)-UCFLX06D1	8	10	55	59	98.5	47.5	1.5	1.6	1.8
FLX06D1	S(SM)-UCFLX06-101D1	C(CM)-UCFLX06-101D1									
FLX06D1	S(SM)-UCFLX06-102D1	C(CM)-UCFLX06-102D1	$\frac{5}{16}$	$\frac{25}{64}$	$2\frac{5}{32}$	$2\frac{5}{16}$	$3\frac{7}{8}$	$1\frac{7}{8}$	3.3	3.5	4.0
FLX06D1	S(SM)-UCFLX06-103D1	C(CM)-UCFLX06-103D1									
FLX06D1	S(SM)-UCFLX06-104D1	C(CM)-UCFLX06-104D1									
FLX07D1	S(SM)-UCFLX07D1	C(CM)-UCFLX07D1	8	9	62	66	108.5	52.5	1.8	1.9	2.2
FLX07D1	S(SM)-UCFLX07-105D1	C(CM)-UCFLX07-105D1									
FLX07D1	S(SM)-UCFLX07-106D1	C(CM)-UCFLX07-106D1	$\frac{5}{16}$	$\frac{23}{64}$	$2\frac{7}{16}$	$2\frac{19}{32}$	$4\frac{9}{32}$	$2\frac{1}{16}$	4.0	4.2	4.9
FLX07D1	S(SM)-UCFLX07-107D1	C(CM)-UCFLX07-107D1									
FLX08D1	S(SM)-UCFLX08D1	C(CM)-UCFLX08D1	8	12	63	70	114.5	55.5	2.0	2.1	2.4
FLX08D1	S(SM)-UCFLX08-108D1	C(CM)-UCFLX08-108D1									
FLX08D1	S(SM)-UCFLX08-109D1	C(CM)-UCFLX08-109D1	$\frac{5}{16}$	$\frac{15}{32}$	$2\frac{15}{32}$	$2\frac{3}{4}$	$4\frac{1}{2}$	$2\frac{3}{16}$	4.4	4.6	5.3
FLX09D1	S(SM)-UCFLX09D1	C(CM)-UCFLX09D1	7	12	65.5	73	119.5	58	2.2	2.3	2.7
FLX09D1	S(SM)-UCFLX09-110D1	C(CM)-UCFLX09-110D1									
FLX09D1	S(SM)-UCFLX09-111D1	C(CM)-UCFLX09-111D1									
FLX09D1	S(SM)-UCFLX09-112D1	C(CM)-UCFLX09-112D1	$\frac{9}{32}$	$\frac{15}{32}$	$2\frac{19}{32}$	$2\frac{7}{8}$	$4\frac{23}{32}$	$2\frac{9}{32}$	4.9	5.1	6.0
FLX09D1	S(SM)-UCFLX09-113D1	C(CM)-UCFLX09-113D1									
FLX10D1	S(SM)-UCFLX10D1	C(CM)-UCFLX10D1	9	11	71	76	133.5	66.5	3.0	3.2	3.6
FLX10D1	S(SM)-UCFLX10-114D1	C(CM)-UCFLX10-114D1									
FLX10D1	S(SM)-UCFLX10-115D1	C(CM)-UCFLX10-115D1	$\frac{23}{64}$	$\frac{7}{16}$	$2\frac{25}{32}$	3	$5\frac{1}{4}$	$2\frac{5}{8}$	6.6	7.1	7.9
FLX10D1	S(SM)-UCFLX10-200D1	C(CM)-UCFLX10-200D1									

Rhombus flanged units (Steel series) Set screw type



Shaft dia. mm	Unit number ¹⁾	Nominal dimensions										Bolt size mm	Bearing number
		H	J	A ₂	A ₁	A	N	L	A ₀	B	S		
12	UCFLG201D1	113	90	15	11	25.5	12	60	33.3	31	12.7	M10	UC201D1
15	UCFLG202D1	113	90	15	11	25.5	12	60	33.3	31	12.7	M10	UC202D1
17	UCFLG203D1	113	90	15	11	25.5	12	60	33.3	31	12.7	M10	UC203D1
20	UCFLG204D1	113	90	15	11	25.5	12	60	33.3	31	12.7	M10	UC204D1
25	UCFLG205D1	130	99	16	13	27	16	68	35.8	34.1	14.3	M14	UC205D1
30	UCFLG206D1	148	117	18	13	31	16	80	40.2	38.1	15.9	M14	UC206D1
35	UCFLG207D1	161	130	19	15	34	16	90	44.4	42.9	17.5	M14	UC207D1
40	UCFLG208D1	175	144	21	15	36	16	100	51.2	49.2	19	M14	UC208D1
45	UCFLG209D1	188	148	22	16	38	19	108	52.2	49.2	19	M16	UC209D1
50	UCFLG210D1	197	157	22	16	40	19	115	54.6	51.6	19	M16	UC210D1
55	UCFLG211D1	224	184	25	18	43	19	130	58.4	55.6	22.2	M16	UC211D1
60	UCFLG212D1	250	202	29	18	48	23	140	68.7	65.1	25.4	M20	UC212D1
65	UCFLG213D1	258	210	30	22	50	23	155	69.7	65.1	25.4	M20	UC213D1
70	UCFLG214D1	265	216	31	22	54	23	160	75.4	74.6	30.2	M20	UC214D1
75	UCFLG215D1	275	225	34	22	56	23	165	78.5	77.8	33.3	M20	UC215D1
80	UCFLG216D1	290	233	34	22	58	25	180	83.3	82.6	33.3	M22	UC216D1
85	UCFLG217D1	305	248	36	24	63	25	190	87.6	85.7	34.1	M22	UC217D1
90	UCFLG218D1	320	265	40	24	68	25	205	96.3	96	39.7	M22	UC218D1

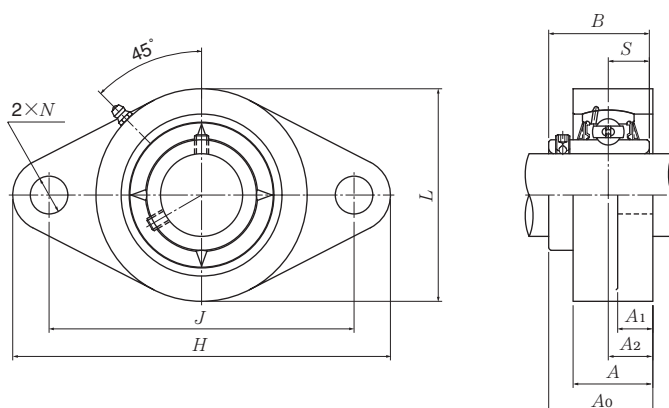
Remarks: 1) These numbers indicate relubricatable type. If maintenance free type is needed, please order without suffix "D1".

Note: 1) Please refer to page 44 for size of grease fitting.

2) Please refer to page 414-419 for inch series bearings.

Housing ¹⁾ number	Mass (approx.) kg
FLG204D1	0.5
FLG204D1	0.5
FLG204D1	0.5
FLG204D1	0.5
FLG205D1	0.7
FLG206D1	1.1
FLG207D1	1.4
FLG208D1	1.8
FLG209D1	2.4
FLG210D1	2.6
FLG211D1	3.6
FLG212D1	4.7
FLG213D1	6.0
FLG214D1	6.6
FLG215D1	7.2
FLG216D1	8.8
FLG217D1	11
FLG218D1	13

Rhombus flanged units (Steel series) Set screw type



Shaft dia. mm	Unit number ¹⁾	Nominal dimensions										Bolt size mm	Bearing number
		mm											
		H	J	A ₂	A ₁	A	N	L	A ₀	B	S		
25	UCFLG305D1	150	113	16	13	29	19	80	39	38	15	M16	UC305D1
30	UCFLG306D1	180	134	18	15	32	23	90	44	43	17	M20	UC306D1
35	UCFLG307D1	185	141	20	16	36	23	100	49	48	19	M20	UC307D1
40	UCFLG308D1	200	158	23	17	40	23	112	56	52	19	M20	UC308D1
45	UCFLG309D1	230	177	25	18	44	25	125	60	57	22	M22	UC309D1
50	UCFLG310D1	240	187	28	19	48	25	140	67	61	22	M22	UC310D1
55	UCFLG311D1	250	198	30	20	52	25	150	71	66	25	M22	UC311D1
60	UCFLG312D1	270	212	33	22	56	31	160	78	71	26	M27	UC312D1
65	UCFLG313D1	295	240	33	25	58	31	175	78	75	30	M27	UC313D1
70	UCFLG314D1	315	250	36	28	61	35	185	81	78	33	M30	UC314D1
75	UCFLG315D1	320	260	39	30	66	35	195	89	82	32	M30	UC315D1
80	UCFLG316D1	355	285	38	32	68	38	210	90	86	34	M33	UC316D1
85	UCFLG317D1	370	300	44	32	74	38	220	100	96	40	M33	UC317D1
90	UCFLG318D1	385	315	44	36	76	38	235	100	96	40	M33	UC318D1
95	UCFLG319D1	405	330	59	40	94	41	250	121	103	41	M36	UC319D1
100	UCFLG320D1	440	360	59	40	94	44	270	125	108	42	M39	UC320D1
105	UCFLG321D1	440	360	59	40	94	44	270	127	112	44	M39	UC321D1
110	UCFLG322D1	470	390	60	42	96	44	300	131	117	46	M39	UC322D1
120	UCFLG324D1	520	430	65	48	110	47	330	140	126	51	M42	UC324D1
130	UCFLG326D1	550	460	65	50	115	47	360	146	135	54	M42	UC326D1
140	UCFLG328D1	600	500	75	60	125	51	400	161	145	59	M45	UC328D1

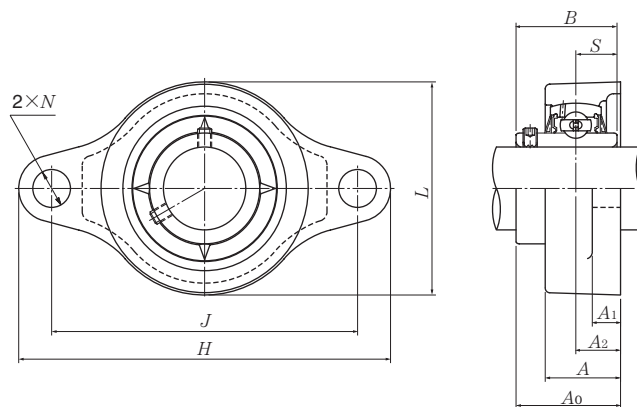
Remarks: 1) These numbers indicate relubricatable type. If maintenance free type is needed, please order without suffix "D1".

Note: 1) Please refer to page 44 for size of grease fitting.

2) Please refer to page 420-425 for inch series bearings.

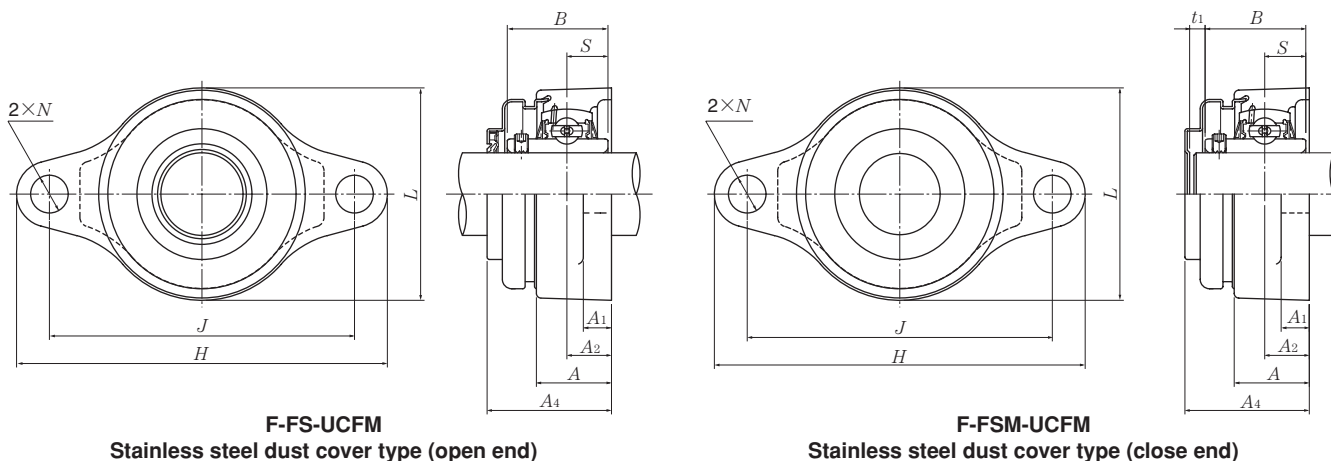
Housing ¹⁾ number	Mass (approx.) kg
FLG305D1	1.1
FLG306D1	1.6
FLG307D1	2.0
FLG308D1	2.6
FLG309D1	3.7
FLG310D1	4.8
FLG311D1	5.7
FLG312D1	6.9
FLG313D1	8.9
FLG314D1	11
FLG315D1	12
FLG316D1	15
FLG317D1	17
FLG318D1	21
FLG319D1	27
FLG320D1	32
FLG321D1	31
FLG322D1	40
FLG324D1	56
FLG326D1	69
FLG328D1	96

Rhombus flanged units (Stainless series)
Set screw type



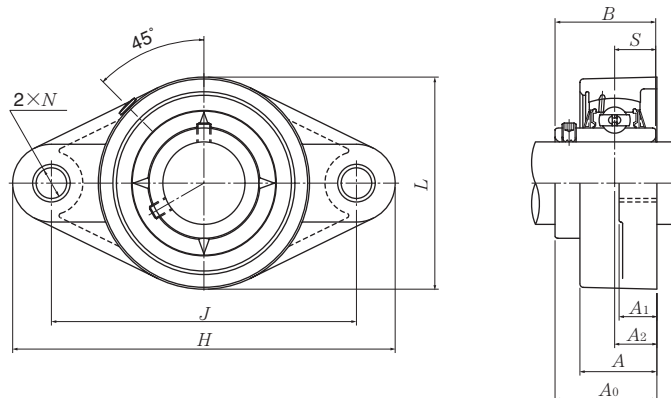
Shaft dia. mm	Unit number	Nominal dimensions										Bolt size mm
		<i>H</i>	<i>J</i>	<i>A₂</i>	<i>A₁</i>	<i>A</i>	<i>N</i>	<i>L</i>	<i>A₀</i>	<i>B</i>	<i>S</i>	
20	F-UCFM204/LP09	112	90	15	10	25.5	12	60	33.3	31	12.7	M10
25	F-UCFM205/LP09	127	99	16	10	26.5	16	68	35.8	34.1	14.3	M14
30	F-UCFM206/LP09	145	117	18	10	30	16	80	40.2	38.1	15.9	M14
35	F-UCFM207/LP09	158	130	19	12	32	16	90	44.4	42.9	17.5	M14
40	F-UCFM208/LP09	172	144	21	12	35	16	100	51.2	49.2	19	M14
45	F-UCFM209/LP09	180	148	22	13	36	19	108	52.2	49.2	19	M16
50	F-UCFM210/LP09	189	157	22	13	37	19	115	54.6	51.6	19	M16

Remark: 1) This series uses solid grease in the bearings as standard. A stainless steel bearing unit packed with a food grade grease or heat resistance grease is also available.
 2) The basic dynamic load rating C_r of the bearing is different from a bearing made with standard bearing steel.



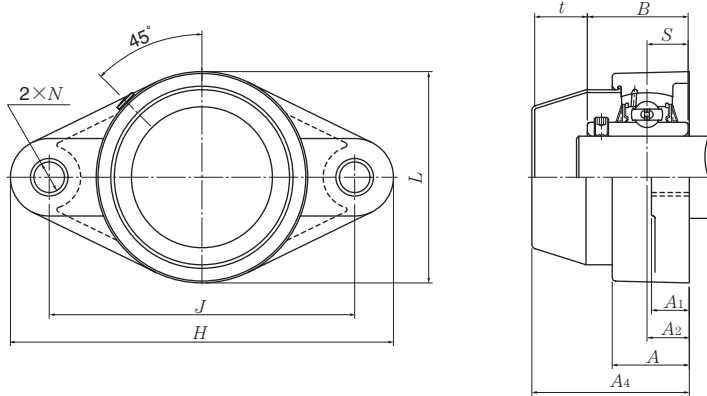
Bearing number mm	Basic load ratings		Housing number	Unit number Pressed stainless steel dust cover type		Nominal dimensions		Mass (approx.)	
	dynamic kN <i>C_r</i>	static <i>C_{0r}</i>		Open end	Closed end	<i>t</i> ₁	<i>A</i> ₄	kg	
								F-UCFM	FS(FSM)-UCFM
F-UC204D1/LP09	9.9	6.65	FM204	F-FS-UCFM204/LP09	F-FSM-UCFM204/LP09	5	40.5	0.4	0.4
F-UC205D1/LP09	10.8	7.85	FM205	F-FS-UCFM205/LP09	F-FSM-UCFM205/LP09	6.5	44	0.6	0.6
F-UC206D1/LP09	15.0	11.3	FM206	F-FS-UCFM206/LP09	F-FSM-UCFM206/LP09	6	48	0.8	0.9
F-UC207D1/LP09	19.7	15.3	FM207	F-FS-UCFM207/LP09	F-FSM-UCFM207/LP09	6.5	53.5	1.1	1.2
F-UC208D1/LP09	22.4	17.8	FM208	F-FS-UCFM208/LP09	F-FSM-UCFM208/LP09	7	61	1.4	1.5
F-UC209D1/LP09	25.2	20.4	FM209	F-FS-UCFM209/LP09	F-FSM-UCFM209/LP09	7	62	1.8	1.9
F-UC210D1/LP09	27.0	23.2	FM210	F-FS-UCFM210/LP09	F-FSM-UCFM210/LP09	7	64.5	1.9	2.0

Rhombus flanged units (Plastic housing series)
Set screw type



Shaft dia. mm	Unit number	Nominal dimensions										Bolt size mm
		mm										
		H	J	A ₂	A ₁	A	N	L	A ₀	B	S	
20	F-UCFLR204F1/LP09	113	90	15.4	11.4	26.5	11 ^{**}	64.8	33.7	31	12.7	M10
25	F-UCFLR205F1/LP09	130	99	17	13.5	29.1	11 ^{**}	70	36.8	34.1	14.3	M10 ^{**}
30	F-UCFLR206F1/LP09	148	117	19	13.3	30.5	11 ^{**}	80	41.2	38.1	15.9	M10 ^{**}
35	F-UCFLR207/LP09	163	130	18	16.1	32.8	13 ^{**}	90	43.4	42.9	17.5	M12 ^{**}
40	F-UCFLR208/LP09	175	144	21.5	20	37.5	14 ^{**}	100	51.7	49.2	19	M12 ^{**}

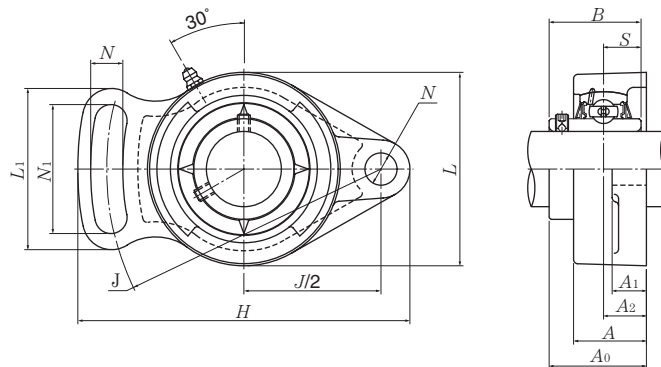
Remark: 1) This series uses solid grease in the bearings as standard. Ball bearings packed with a food grade grease are also available.
 2) Some dimensions are different from those for a cast iron housings (JIS product). (Main parts are shown with "**")
 3) The basic dynamic load rating *C_r* of the bearing is different from a bearing made with standard bearing steel.



Resin dust cover type (Close end)

Bearing number	Basic load ratings		Housing number	Unit number resin dust cover type	Nominal dimension		Mass (approx.) kg	
	dynamic kN C_r	static C_{or}			mm A_4 t	F-UCFLR	F-RM-UCFLR	
F-UC204D1/LP09	9.9	6.65	FLR204F1	F-RM-UCFLR204F1/LP09	47	12	0.3	0.3
F-UC205D1/LP09	10.8	7.85	FLR205F1	F-RM-UCFLR205F1/LP09	51	13	0.3	0.3
F-UC206D1/LP09	15.0	11.3	FLR206F1	F-RM-UCFLR206F1/LP09	59	16	0.5	0.5
F-UC207D1/LP09	19.7	15.3	FLR207	F-RM-UCFLR207/LP09	61	16	0.7	0.7
F-UC208D1/LP09	22.4	17.8	FLR208	F-RM-UCFLR208/LP09	71	18	0.9	1.0

Modified rhombus flanged units cast housing Set screw type



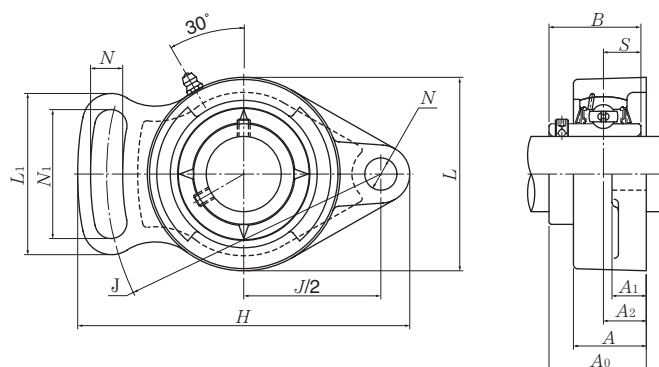
Shaft dia. mm inch	Unit number ¹⁾	Nominal dimensions												Bolt size mm inch
		mm						inch						
		H	J	A ₂	A ₁	A	N	N ₁	L	L ₁	A ₀	B	S	
12 1/2	UCFA201D1 UCFA201-008D1	98 3 ²⁷ / ₃₂	78 3 ¹ / ₁₆	15 1 ⁹ / ₃₂	12 1 ⁵ / ₃₂	25.5 1	10 2 ⁵ / ₆₄	40 1 ⁹ / ₁₆	60 2 ³ / ₈	50 1 ³¹ / ₃₂	33.3 1 ⁵ / ₁₆	31 1.2205	12.7 0.500	M 8 5/16
15 9/16 5/8	UCFA202D1 UCFA202-009D1 UCFA202-010D1	98 3 ²⁷ / ₃₂	78 3 ¹ / ₁₆	15 1 ⁹ / ₃₂	12 1 ⁵ / ₃₂	25.5 1	10 2 ⁵ / ₆₄	40 1 ⁹ / ₁₆	60 2 ³ / ₈	50 1 ³¹ / ₃₂	33.3 1 ⁵ / ₁₆	31 1.2205	12.7 0.500	M 8 5/16
17 1 ¹ / ₁₆	UCFA203D1 UCFA203-011D1	98 3 ²⁷ / ₃₂	78 3 ¹ / ₁₆	15 1 ⁹ / ₃₂	12 1 ⁵ / ₃₂	25.5 1	10 2 ⁵ / ₆₄	40 1 ⁹ / ₁₆	60 2 ³ / ₈	50 1 ³¹ / ₃₂	33.3 1 ⁵ / ₁₆	31 1.2205	12.7 0.500	M 8 5/16
20 3/4	UCFA204D1 UCFA204-012D1	98 3 ²⁷ / ₃₂	78 3 ¹ / ₁₆	15 1 ⁹ / ₃₂	12 1 ⁵ / ₃₂	25.5 1	10 2 ⁵ / ₆₄	40 1 ⁹ / ₁₆	60 2 ³ / ₈	50 1 ³¹ / ₃₂	33.3 1 ⁵ / ₁₆	31 1.2205	12.7 0.500	M 8 5/16
25 1 ³ / ₁₆ 7/8 1 ⁵ / ₁₆ 1	UCFA205D1 UCFA205-013D1 UCFA205-014D1 UCFA205-015D1 UCFA205-100D1	124 4 ⁷ / ₈	96 3 ²⁵ / ₃₂	15 1 ⁹ / ₃₂	14 9/16	26.5 1 ¹ / ₃₂	13 3 ³ / ₆₄	49 1 ¹⁵ / ₁₆	70 2 ³ / ₄	64 2 ¹⁷ / ₃₂	34.8 1 ³ / ₈	34.1 1.3425	14.3 0.563	M10 3/8
30 1 ¹ / ₁₆ 1 ¹ / ₈ 1 ³ / ₁₆ 1 ¹ / ₄	UCFA206D1 UCFA206-101D1 UCFA206-102D1 UCFA206-103D1 UCFA206-104D1	141 5 ⁹ / ₁₆	115 4 ¹⁷ / ₃₂	18 4 ⁵ / ₆₄	14 9/16	31 1 ⁷ / ₃₂	13 3 ³ / ₆₄	53 2 ³ / ₃₂	80 3 ⁵ / ₃₂	68 2 ¹¹ / ₁₆	40.2 1 ³⁷ / ₆₄	38.1 1.5000	15.9 0.626	M10 3/8
35 1 ¹ / ₄ 1 ⁵ / ₁₆ 1 ³ / ₈ 1 ⁷ / ₁₆	UCFA207D1 UCFA207-104D1 UCFA207-105D1 UCFA207-106D1 UCFA207-107D1	155 6 ³ / ₃₂	128 5 ¹ / ₃₂	20 2 ⁵ / ₃₂	16 5/8	34 1 ¹¹ / ₃₂	15 1 ⁹ / ₃₂	60 2 ³ / ₈	90 3 ¹⁷ / ₃₂	75 2 ¹⁵ / ₁₆	45.4 1 ²⁵ / ₃₂	42.9 1.6890	17.5 0.689	M12 7/16
40 1 ¹ / ₂ 1 ⁹ / ₁₆	UCFA208D1 UCFA208-108D1 UCFA208-109D1	171 6 ²³ / ₃₂	142 5 ¹⁹ / ₃₂	22 5 ⁵ / ₆₄	16 5/8	36 1 ¹³ / ₃₂	15 1 ⁹ / ₃₂	69 2 ²³ / ₃₂	100 3 ¹⁵ / ₁₆	84 3 ⁵ / ₁₆	52.2 2 ¹ / ₁₆	49.2 1.9370	19 0.748	M12 7/16

Remarks: 1) These numbers indicate relubricatable type. If maintenance free type is needed, please order without suffix "D1".
Note: Please refer to page 44 for size of grease fitting.

Bearing number	Housing number ¹⁾	Mass (approx.)	
		kg	lb
UC201D1	FA204D1	0.5	
UC201-008D1	FA204D1	1.1	
UC202D1	FA204D1	0.5	
UC202-009D1	FA204D1	1.1	
UC202-010D1	FA204D1		
UC203D1	FA204D1	0.5	
UC203-011D1	FA204D1	1.1	
UC204D1	FA204D1	0.5	
UC204-012D1	FA204D1	1.1	
UC205D1	FA205D1	0.7	
UC205-013D1	FA205D1		
UC205-014D1	FA205D1	1.5	
UC205-015D1	FA205D1		
UC205-100D1	FA205D1		
UC206D1	FA206D1	0.9	
UC206-101D1	FA206D1		
UC206-102D1	FA206D1	2.0	
UC206-103D1	FA206D1		
UC206-104D1	FA206D1		
UC207D1	FA207D1	1.2	
UC207-104D1	FA207D1		
UC207-105D1	FA207D1	2.7	
UC207-106D1	FA207D1		
UC207-107D1	FA207D1		
UC208D1	FA208D1	1.5	
UC208-108D1	FA208D1	3.3	
UC208-109D1	FA208D1		

Modified rhombus flanged units cast housing

Set screw type



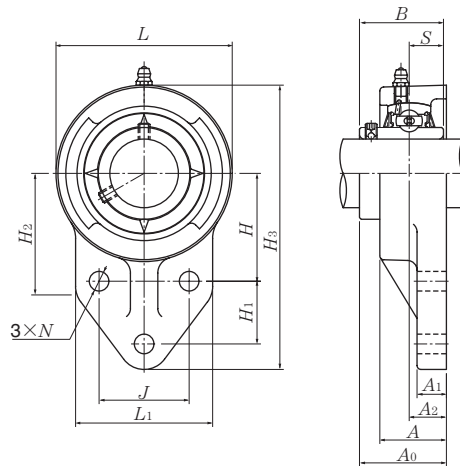
Shaft dia.	Unit number ¹⁾	Nominal dimensions												Bolt size
		mm						inch						
		H	J	A ₂	A ₁	A	N	N ₁	L	L ₁	A ₀	B	S	
45	UCFA209D1	179	146	22	18	38	17	72	110	88	52.2	49.2	19	M14
1 ⁵ / ₈	UCFA209-110D1													
1 ¹¹ / ₁₆	UCFA209-111D1	7 ¹ / ₁₆	5 ³ / ₄	55 ⁵ / ₆₄	23 ³ / ₃₂	1 ¹ / ₂	43 ³ / ₆₄	2 ²⁷ / ₃₂	4 ¹¹ / ₃₂	3 ¹⁵ / ₃₂	2 ¹ / ₁₆	1.9370	0.748	1/2
1 ³ / ₄	UCFA209-112D1													
50	UCFA210D1	189	155	22	18	40	17	75	115	92	54.6	51.6	19	M14
1 ¹³ / ₁₆	UCFA210-113D1													
1 ⁷ / ₈	UCFA210-114D1	7 ⁷ / ₁₆	6 ³ / ₃₂	55 ⁵ / ₆₄	23 ³ / ₃₂	1 ⁹ / ₁₆	43 ³ / ₆₄	2 ¹⁵ / ₁₆	4 ¹⁷ / ₃₂	3 ⁵ / ₈	2 ⁵ / ₃₂	2.0315	0.748	1/2
1 ¹⁵ / ₁₆	UCFA210-115D1													
2	UCFA210-200D1													
55	UCFA211D1	216	182	26	20	43	17	85	130	102	59.4	55.6	22.2	M14
2	UCFA211-200D1													
2 ¹ / ₁₆	UCFA211-201D1	8 ¹ / ₈	7 ⁵ / ₃₂	1 ¹ / ₃₂	25 ³ / ₃₂	1 ¹¹ / ₁₆	43 ³ / ₆₄	3 ¹¹ / ₃₂	5 ¹ / ₈	4 ¹ / ₃₂	2 ¹¹ / ₃₂	2.1890	0.874	1/2
2 ¹ / ₈	UCFA211-202D1													
2 ³ / ₁₆	UCFA211-203D1													

Remarks: 1) These numbers indicate relubricatable type. If maintenance free type is needed, please order without suffix "D1".

Note: Please refer to page 44 for size of grease fitting.

Bearing number	Housing number ¹⁾	Mass (approx.)	
		kg	lb
UC209D1	FA209D1	1.9	
UC209-110D1	FA209D1		
UC209-111D1	FA209D1	4.2	
UC209-112D1	FA209D1		
UC210D1	FA210D1	2.2	
UC210-113D1	FA210D1		
UC210-114D1	FA210D1	4.9	
UC210-115D1	FA210D1		
UC210-200D1	FA210D1		
UC211D1	FA211D1	2.9	
UC211-200D1	FA211D1		
UC211-201D1	FA211D1	6.4	
UC211-202D1	FA211D1		
UC211-203D1	FA211D1		

Modified flanged units cast housing
Set screw type



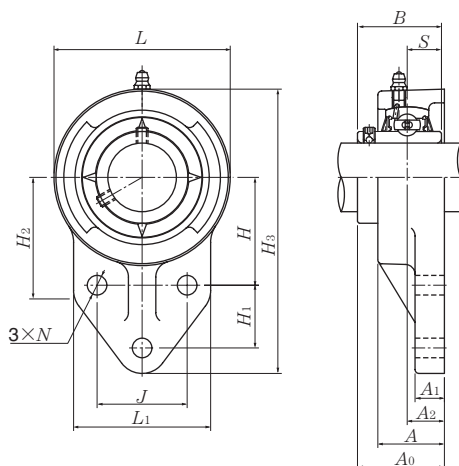
Shaft dia. mm inch	Unit number ¹⁾	Nominal dimensions													
		<i>H</i> ₃	<i>J</i>	<i>A</i> ₂	<i>A</i> ₁	<i>A</i>	<i>N</i>	<i>H</i>	<i>H</i> ₁	<i>L</i> ₁	<i>H</i> ₂	<i>L</i>	<i>A</i> ₀	<i>B</i>	<i>S</i>
12 1/2	UCFH201D1 UCFH201-008D1	110 4 11/32	32 1 17/64	15 19/32	13 1/2	25.5 1	10 25/64	42 1 21/32	27 1 1/16	52 2 1/16	52 2 1/16	62 2 7/16	33.3 1 5/16	31 1.2205	12.7 0.500
15 9/16 5/8	UCFH202D1 UCFH202-009D1 UCFH202-010D1	110 4 11/32	32 1 17/64	15 19/32	13 1/2	25.5 1	10 25/64	42 1 21/32	27 1 1/16	52 2 1/16	52 2 1/16	62 2 7/16	33.3 1 5/16	31 1.2205	12.7 0.500
17 1 1/16	UCFH203D1 UCFH203-011D1	110 4 11/32	32 1 17/64	15 19/32	13 1/2	25.5 1	10 25/64	42 1 21/32	27 1 1/16	52 2 1/16	52 2 1/16	62 2 7/16	33.3 1 5/16	31 1.2205	12.7 0.500
20 3/4	UCFH204D1 UCFH204-012D1	110 4 11/32	32 1 17/64	15 19/32	13 1/2	25.5 1	10 25/64	42 1 21/32	27 1 1/16	52 2 1/16	52 2 1/16	62 2 7/16	33.3 1 5/16	31 1.2205	12.7 0.500
25 13/16 7/8 15/16 1	UCFH205D1 UCFH205-013D1 UCFH205-014D1 UCFH205-015D1 UCFH205-100D1	116 4 9/16	34 1 11/32	16 5/8	13 1/2	27 1 1/16	10 25/64	45 1 49/64	27 1 1/16	56 2 7/32	52 2 1/16	68 2 11/16	35.8 1 13/32	34.1 1.3425	14.3 0.563
30 1 1/16 1 1/8 1 3/16 1 1/4	UCFH206D1 UCFH206-101D1 UCFH206-102D1 UCFH206-103D1 UCFH206-104D1	130 5 1/8	40 3 7/64	18 45/64	13 1/2	31 1 7/32	10 25/64	50 1 31/32	29 1 9/64	65 2 9/16	55 2 5/32	78 3 1/16	40.2 1 37/64	38.1 1.5000	15.9 0.626
35 1 1/4 1 5/16 1 3/8 1 7/16	UCFH207D1 UCFH207-104D1 UCFH207-105D1 UCFH207-106D1 UCFH207-107D1	144 5 21/32	46 1 13/16	19 3/4	15 19/32	34 1 11/32	10 25/64	55 2 11/64	32 1 17/64	70 2 3/4	62 2 7/16	90 3 17/32	44.4 1 3/4	42.9 1.6890	17.5 0.689
40 1 1/2 1 9/16	UCFH208D1 UCFH208-108D1 UCFH208-109D1	164 6 15/32	50 1 31/32	21 53/64	16 5/8	36 1 13/32	12 15/32	60 2 23/64	41 1 39/64	78 3 1/16	72 2 27/32	100 3 15/16	51.2 2 1/64	49.2 1.9370	19 0.748
45 1 5/8 1 11/16 1 3/4	UCFH209D1 UCFH209-110D1 UCFH209-111D1 UCFH209-112D1	174 6 27/32	54 2 1/8	22 55/64	18 23/32	38 1 1/2	12 15/32	65 2 9/16	43 1 11/16	80 3 5/32	76 3	106 4 3/16	52.2 2 1/16	49.2 1.9370	19 0.748

Remarks: 1) These numbers indicate relubricatable type. If maintenance free type is needed, please order without suffix "D1".

Note: Please refer to page 44 for size of grease fitting.

Bolt size	Bearing number	Housing number ¹⁾	Mass (approx.)	
			kg	lb
M 8 5/16	UC201D1 UC201-008D1	FH204D1 FH204D1	0.6 1.3	
M 8 5/16	UC202D1 UC202-009D1 UC202-010D1	FH204D1 FH204D1 FH204D1	0.6 1.3	
M 8 5/16	UC203D1 UC203-011D1	FH204D1 FH204D1	0.6 1.3	
M 8 5/16	UC204D1 UC204-012D1	FH204D1 FH204D1	0.6 1.3	
M 8 5/16	UC205D1 UC205-013D1 UC205-014D1 UC205-015D1 UC205-100D1	FH205D1 FH205D1 FH205D1 FH205D1 FH205D1	0.7 1.5	
M 8 5/16	UC206D1 UC206-101D1 UC206-102D1 UC206-103D1 UC206-104D1	FH206D1 FH206D1 FH206D1 FH206D1 FH206D1	0.9 2.0	
M 8 5/16	UC207D1 UC207-104D1 UC207-105D1 UC207-106D1 UC207-107D1	FH207D1 FH207D1 FH207D1 FH207D1 FH207D1	1.3 2.9	
M10 3/8	UC208D1 UC208-108D1 UC208-109D1	FH208D1 FH208D1 FH208D1	1.8 4.0	
M10 3/8	UC209D1 UC209-110D1 UC209-111D1 UC209-112D1	FH209D1 FH209D1 FH209D1 FH209D1	2.1 4.6	

Modified flanged units cast housing Set screw type



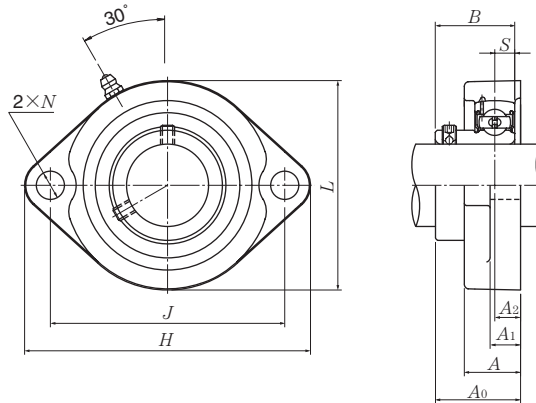
Shaft dia.	Unit number ¹⁾	Nominal dimensions													
		<i>H</i> ₃	<i>J</i>	<i>A</i> ₂	<i>A</i> ₁	<i>A</i>	<i>N</i>	<i>H</i>	<i>H</i> ₁	<i>L</i> ₁	<i>H</i> ₂	<i>L</i>	<i>A</i> ₀	<i>B</i>	<i>S</i>
mm inch		mm							inch						
50	UCFH210D1	184	58	22	18	40	12	68	46	86	82	112	54.6	51.6	19
1 ¹³ / ₁₆	UCFH210-113D1														
1 ⁷ / ₈	UCFH210-114D1														
1 ¹⁵ / ₁₆	UCFH210-115D1	7 ¹ / ₄	2 ⁹ / ₃₂	5 ⁵ / ₆₄	2 ³ / ₃₂	1 ⁹ / ₁₆	1 ⁵ / ₃₂	2 ⁴³ / ₆₄	1 ¹³ / ₁₆	3 ³ / ₈	3 ⁷ / ₃₂	4 ¹³ / ₃₂	2 ⁵ / ₃₂	2.0315	0.748
2	UCFH210-200D1														

Remarks: 1) These numbers indicate relubricatable type. If maintenance free type is needed, please order without suffix "D1".

Note: Please refer to page 44 for size of grease fitting.

Bolt size	Bearing number	Housing number ¹⁾	Mass (approx.)	
			kg	lb
M10	UC210D1	FH210D1	2.4	
$\frac{3}{8}$	UC210-113D1	FH210D1	5.3	
	UC210-114D1	FH210D1		
	UC210-115D1	FH210D1		
	UC210-200D1	FH210D1		

Light rhombus flanged units cast housing Set screw type



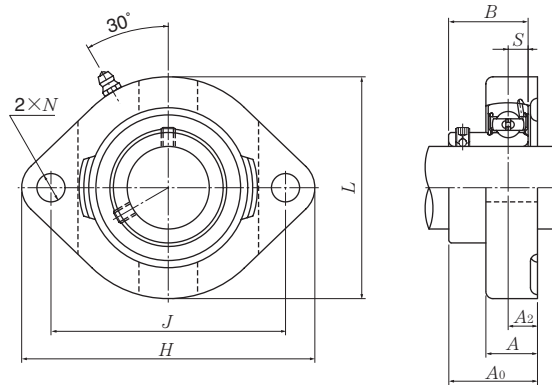
Shaft dia. mm inch	Unit number ¹⁾	Nominal dimensions										Bolt size mm inch	Bearing number ¹⁾
		mm					inch						
		H	J	A ₂	A ₁	A	N	L	A ₀	B	S		
12 1/2	ASFB201D1 ASFB201-008D1	81 3 3/16	63.5 2 1/2	9.5 3/8	9.5 3/8	18 23/32	7 9/32	56 2 7/32	25.5 1	22 0.8661	6 0.236	M6 1/4	AS201D1 AS201-008D1
15 9/16 5/8	ASFB202D1 ASFB202-009D1 ASFB202-010D1	81 3 3/16	63.5 2 1/2	9.5 3/8	9.5 3/8	18 23/32	7 9/32	56 2 7/32	25.5 1	22 0.8661	6 0.236	M6 1/4	AS202D1 AS202-009D1 AS202-010D1
17 1 1/16	ASFB203D1 ASFB203-011D1	81 3 3/16	63.5 2 1/2	9.5 3/8	9.5 3/8	18 23/32	7 9/32	56 2 7/32	25.5 1	22 0.8661	6 0.236	M6 1/4	AS203D1 AS203-011D1
20 3/4	ASFB204D1 ASFB204-012D1	90 3 35/64	71.5 2 13/16	11 7/16	11 7/16	20 25/32	10 25/64	61 2 13/32	29 1 9/64	25 0.9843	7 0.276	M8 5/16	AS204D1 AS204-012D1
25 13/16 7/8 15/16 1	ASFB205D1D1 ASFB205-013D1 ASFB205-014D1 ASFB205-015D1 ASFB205-100D1	95 3 3/4	76 2 63/64	11 7/16	11 7/16	20 25/32	10 25/64	64 2 17/32	30.5 1 13/64	27 1.0630	7.5 0.295	M8 5/16	AS205D1 AS205-013D1 AS205-014D1 AS205-015D1 AS205-100D1
30 1 1/16 1 1/8 1 3/16 1 1/4	ASFB206D1 ASFB206-101D1 ASFB206-102D1 ASFB206-103D1 ASFB206-104D1	113 4 7/16	90.5 3 9/16	12 15/32	12 15/32	22.5 7/8	12 15/32	76 3	33 1 19/64	29 1.1417	8 0.315	M10 3/8	AS206D1 AS206-101D1 AS206-102D1 AS206-103D1 AS206-104D1
35 1 1/4 1 5/16 1 3/8 1 7/16	ASFB207D1 ASFB207-104D1 ASFB207-105D1 ASFB207-106D1 ASFB207-107D1	122 4 51/64	100 3 15/16	11 7/16	13 1/2	24 15/16	12 15/32	89 3 1/2	36.5 1 7/16	34 1.3386	8.5 0.335	M10 3/8	AS207D1 AS207-104D1 AS207-105D1 AS207-106D1 AS207-107D1

Remarks: 1) These numbers indicate relubricatable type. If maintenance free type is needed, please order without suffix "D1".

Note: Please refer to page 44 for size of grease fitting.

Housing ¹⁾ number	Mass (approx.)	
	kg	lb
FB201D1	0.3	
FB201D1	0.7	
FB201D1	0.3	
FB201D1	0.7	
FB201D1	0.2	
FB201D1	0.4	
FB204D1	0.3	
FB204D1	0.7	
FB205D1	0.3	
FB205D1	0.7	
FB206D1	0.5	
FB206D1	1.1	
FB207D1	0.8	
FB207D1	1.8	

Light rhombus flanged units cast housing
Set screw type

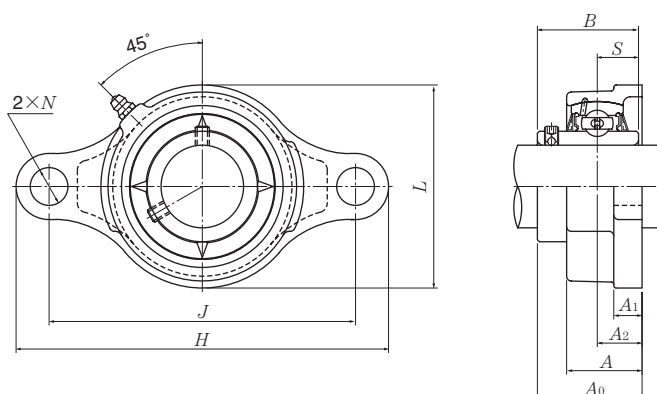


Shaft dia. mm inch	Unit number ¹⁾	Nominal dimensions									Bolt size mm inch	Bearing number ¹⁾
		mm			inch							
		H	J	A ₂	A	N	L	A ₀	B	S		
12 1/2	A-ASFD201D1 A-ASFD201-008D1	81 3 3/16	63 2 31/64	8.5 21/64	15 19/32	7 9/32	59 2 5/16	24.5 31/32	22 0.8661	6 0.236	M6 1/4	A-AS201D1 A-AS201-008D1
15 9/16 5/8	A-ASFD202D1 A-ASFD202-009D1 A-ASFD202-010D1	81 3 3/16	63 2 31/64	8.5 21/64	15 19/32	7 9/32	59 2 5/16	24.5 31/32	22 0.8661	6 0.236	M6 1/4	A-AS202D1 A-AS202-009D1 A-AS202-010D1
17 1 1/16	A-ASFD203D1 A-ASFD203-011D1	81 3 3/16	63 2 31/64	8.5 21/64	15 19/32	7 9/32	59 2 5/16	24.5 31/32	22 0.8661	6 0.236	M6 1/4	A-AS203D1 A-AS203-011D1
20 3/4	A-ASFD204D1 A-ASFD204-012D1	90 3 35/64	71 2 51/64	9.5 3/8	17 21/32	10 25/64	67 2 5/8	27.5 1 5/64	25 0.9843	7 0.276	M8 5/16	A-AS204D1 A-AS204-012D1
25 13/16 7/8 15/16 1	A-ASFD205D1 A-ASFD205-013D1 A-ASFD205-014D1 A-ASFD205-015D1 A-ASFD205-100D1	95 3 3/4	76 2 63/64	9.5 3/8	17 21/32	10 25/64	71 2 25/32	29 1 9/64	27 1.0630	7.5 0.295	M8 5/16	A-AS205D1 A-AS205-013D1 A-AS205-014D1 A-AS205-015D1 A-AS205-100D1
30 1 1/16 1 1/8 1 3/16 1 1/4	A-ASFD206D1 A-ASFD206-101D1 A-ASFD206-102D1 A-ASFD206-103D1 A-ASFD206-104D1	113 4 7/16	90 3 35/64	12 15/32	21 13/16	12 15/32	84 3 5/16	33 1 19/64	29 1.1417	8 0.315	M10 3/8	A-AS206D1 A-AS206-101D1 A-AS206-102D1 A-AS206-103D1 A-AS206-104D1
35 1 1/4 1 5/16 1 3/8 1 7/16	A-ASFD207D1 A-ASFD207-104D1 A-ASFD207-105D1 A-ASFD207-106D1 A-ASFD207-107D1	125 4 29/32	100 3 15/16	12.5 31/64	22 7/8	12 15/32	94 3 11/16	38 1 1/2	34 1.3386	8.5 0.335	M10 3/8	A-AS207D1 A-AS207-104D1 A-AS207-105D1 A-AS207-106D1 A-AS207-107D1
40 1 1/2 1 9/16	A-ASFD208D1 A-ASFD208-108D1 A-ASFD208-109D1	148 5 53/64	119 4 11/16	14.5 37/64	25 31/32	13.5 17/32	104 4 3/32	43.5 1 23/32	38 1.4961	9 0.354	M12 7/16	A-AS208D1 A-AS208-108D1 A-AS208-109D1

Remarks: 1) These numbers indicate relubricatable type. If maintenance free type is needed, please order without prefix "A-" and suffix "D1".
Note: Please refer to page 44 for size of grease fitting.

Housing ¹⁾ number	Mass (approx.)	
	kg	lb
FD201D1	0.3	
FD201D1	0.7	
FD201D1	0.3	
FD201D1	0.7	
FD201D1	0.3	
FD201D1	0.7	
FD204D1	0.4	
FD204D1	0.9	
FD205D1	0.5	
FD205D1		
FD205D1	1.1	
FD205D1		
FD205D1		
FD206D1	0.8	
FD206D1		
FD206D1	1.8	
FD206D1		
FD206D1		
FD207D1	0.9	
FD207D1		
FD207D1	2.0	
FD207D1		
FD207D1		
FD208D1	1.3	
FD208D1	2.9	
FD208D1		

Rhombus flanged units ductile cast housing Set screw type



Shaft dia. mm	Unit number ¹⁾	Nominal dimensions										Bolt size mm	Bearing number
		<i>H</i>	<i>J</i>	<i>A</i> ₂	<i>A</i> ₁	<i>A</i>	<i>N</i>	<i>L</i>	<i>A</i> ₀	<i>B</i>	<i>S</i>		
12	UCFE201D1	112	90	15	10	25	12	57	33.3	31	12.7	M10	UC201D1
15	UCFE202D1	112	90	15	10	25	12	57	33.3	31	12.7	M10	UC202D1
17	UCFE203D1	112	90	15	10	25	12	57	33.3	31	12.7	M10	UC203D1
20	UCFE204D1	112	90	15	10	25	12	57	33.3	31	12.7	M10	UC204D1
25	UCFE205D1	127	99	16	10	26	16	62	35.8	34.1	14.3	M14	UC205D1
30	UCFE206D1	145	117	18	10	30	16	73	40.2	38.1	15.9	M14	UC206D1
35	UCFE207D1	158	130	19	12	32	16	86	44.4	42.9	17.5	M14	UC207D1
40	UCFE208D1	172	144	21	12	35	16	95	51.2	49.2	19	M14	UC208D1
45	UCFE209D1	180	148	22	13	36	19	101	52.2	49.2	19	M16	UC209D1
50	UCFE210D1	189	157	22	13	37	19	106	54.6	51.6	19	M16	UC210D1
55	UCFE211D1	216	184	25	18	41	19	118	58.4	55.6	22.2	M16	UC211D1
60	UCFE212D1	241	202	29	18	46	23	129	68.7	65.1	25.4	M20	UC212D1

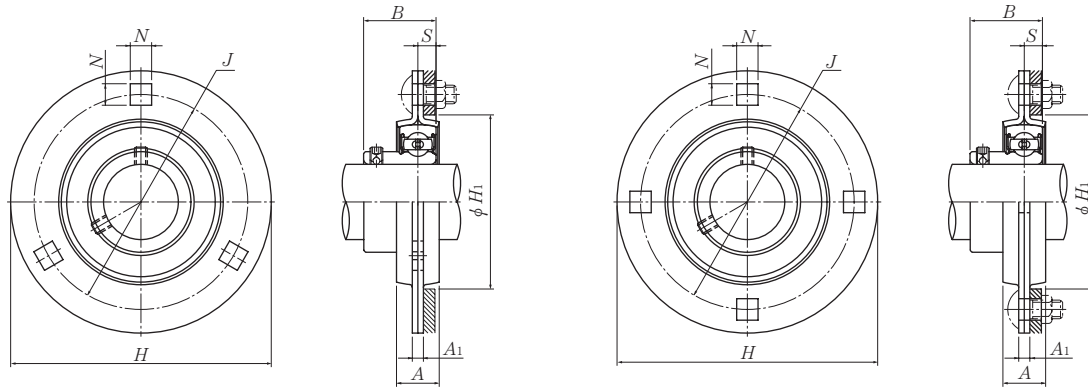
Remarks: 1) These numbers indicate relubricatable type. If maintenance free type is needed, please order without suffix "D1".

Note: 1) Please refer to page 44 for size of grease fitting.

2) Please refer to page 414-419 for inch series bearings.

Housing¹⁾ number	Mass (approx.) kg
FE204D1	0.4
FE204D1	0.4
FE204D1	0.4
FE204D1	0.4
FE205D1	0.4
FE206D1	0.6
FE207D1	0.9
FE208D1	1.2
FE209D1	1.3
FE210D1	1.5
FE211D1	2.1
FE212D1	2.8

Round flanged units pressed steel housing
Set screw type



ASPF201~ASPF207

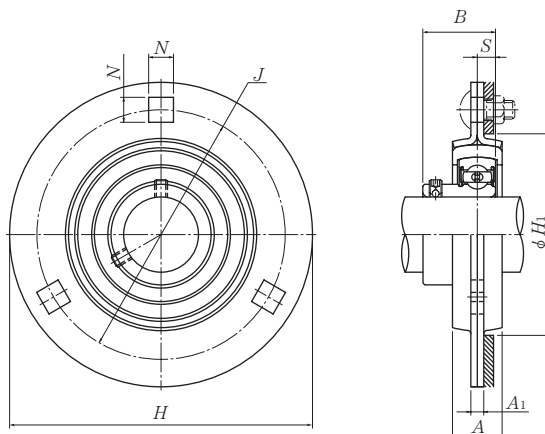
ASPF208

Shaft dia. mm inch	Unit number	Nominal dimensions								Bolt size mm inch	Max. load recommended		Bearing number
		mm				inch					N radial	lbf axial	
		H	J	A ₁	N ¹⁾	A	B	S	H ₁ min.				
12 1/2	ASPF201 ASPF201-008	81 3 3/16	63.5 2 1/2	4 0.157	7.1 9/32	14 9/16	22 0.8661	6 0.236	49 1 59/64	M6 1/4	2 700 600	1 350 300	AS201 AS201-008
15 9/16 5/8	ASPF202 ASPF202-009 ASPF202-010	81 3 3/16	63.5 2 1/2	4 0.157	7.1 9/32	14 9/16	22 0.8661	6 0.236	49 1 59/64	M6 1/4	2 700 600	1 350 300	AS202 AS202-009 AS202-010
17 1 1/16	ASPF203 ASPF203-011	81 3 3/16	63.5 2 1/2	4 0.157	7.1 9/32	14 9/16	22 0.8661	6 0.236	49 1 59/64	M6 1/4	2 700 600	1 350 300	AS203 AS203-011
20 3/4	ASPF204 ASPF204-012	90 3 35/64	71.5 2 13/16	4 0.157	9 23/64	16 5/8	25 0.9843	7 0.276	56 2 13/64	M8 5/16	3 000 660	1 500 330	AS204 AS204-012
25 1 3/16 7/8 1 5/16 1	ASPF205 ASPF205-013 ASPF205-014 ASPF205-015 ASPF205-100	95 3 3/4	76 2 63/64	4 0.157	9 23/64	18 23/32	27 1.0630	7.5 0.295	60 2 23/64	M8 5/16	4 000 880	2 000 440	AS205 AS205-013 AS205-014 AS205-015 AS205-100
30 1 1/16 1 1/8 1 3/16 1 1/4	ASPF206 ASPF206-101 ASPF206-102 ASPF206-103 ASPF206-104	113 4 7/16	90.5 3 9/16	5.2 0.205	11 7/16	18 23/32	29 1.1417	8 0.315	71 2 51/64	M10 3/8	5 000 1 100	2 500 550	AS206 AS206-101 AS206-102 AS206-103 AS206-104
35 1 1/4 1 5/16 1 3/8 1 7/16	ASPF207 ASPF207-104 ASPF207-105 ASPF207-106 ASPF207-107	122 4 13/16	100 3 15/16	5.2 0.205	11 7/16	20 25/32	34 1.3386	8.5 0.335	81 3 3/16	M10 3/8	6 000 1 300	3 000 650	AS207 AS207-104 AS207-105 AS207-106 AS207-107
40 1 1/2 1 9/16	ASPF208 ASPF208-108 ASPF208-109	148 5 13/16	119 4 11/16	6.8 0.268	13.5 17/32	21 13/16	38 1.4961	9 0.354	91 3 37/64	M12 1/2	7 000 1 500	3 500 750	AS208 AS208-108 AS208-109

Remarks: 1) ASPF208 has four bolt holes.
2) The permissible load only applies in applications where the load is stable and the speed is 2400 min⁻¹ or less.

Housing number	Mass (approx.)	
	kg	lb
PF203	0.2	
PF203	0.4	
PF203	0.2	
PF203	0.4	
PF203	0.4	
PF203	0.2	
PF203	0.4	
PF204	0.2	
PF204	0.4	
PF205	0.3	
PF205		
PF205	0.7	
PF205		
PF205		
PF206	0.4	
PF206		
PF206	0.9	
PF206		
PF206		
PF207	0.6	
PF207		
PF207	1.3	
PF207		
PF207		
PF208	0.9	
PF208	2.0	
PF208		

Round flanged units pressed steel housing with rubber ring Set screw type

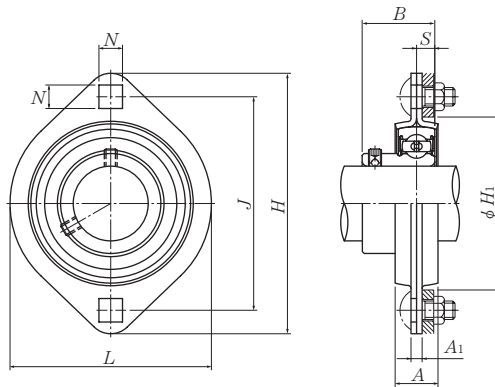


Shaft dia. mm inch	Unit number	Nominal dimensions								Bolt size mm inch	Max. load recommended		Bearing number
		mm				inch					N	lbf	
		H	J	A ₁	N	A	B	S	H ₁ min.		radial	axial	
12 1/2	ASRPF201 ASRPF201-008	90 3 17/32	71.5 2 13/16	4 0.157	9 2 3/64	16 5/8	22 0.8661	6 0.236	56 2 13/64	M 8 5/16	1 000 220	200 40	AS201 AS201-008
15 9/16 5/8	ASRPF202 ASRPF202-009 ASRPF202-010	90 3 17/32	71.5 2 13/16	4 0.157	9 2 3/64	16 5/8	22 0.8661	6 0.236	56 2 13/64	M 8 5/16	1 000 220	200 40	AS202 AS202-009 AS202-010
17 1 1/16	ASRPF203 ASRPF203-011	90 3 17/32	71.5 2 13/16	4 0.157	9 2 3/64	16 5/8	22 0.8661	6 0.236	56 2 13/64	M 8 5/16	1 000 220	200 40	AS203 AS203-011
20 3/4	ASRPF204 ASRPF204-012	95 3 3/4	76 2 63/64	4 0.157	9 2 3/64	18 23/32	25 0.9843	7 0.276	60 2 23/64	M 8 5/16	1 150 250	200 40	AS204 AS204-012
25 13/16 7/8 15/16 1	ASRPF205 ASRPF205-013 ASRPF205-014 ASRPF205-015 ASRPF205-100	113 4 7/16	90.5 3 9/16	5.2 0.205	11 7/16	18 23/32	27 1.0630	7.5 0.295	71 2 51/64	M10 3/8	1 300 280	200 40	AS205 AS205-013 AS205-014 AS205-015 AS205-100
30 1 1/16 1 1/8 1 3/16 1 1/4	ASRPF206 ASRPF206-101 ASRPF206-102 ASRPF206-103 ASRPF206-104	122 4 13/16	100 3 15/16	5.2 0.205	11 7/16	20 25/32	29 1.1417	8 0.315	81 3 3/16	M10 3/8	1 500 330	200 40	AS206 AS206-101 AS206-102 AS206-103 AS206-104

Remarks: 1) The permissible load only applies in applications where the load is stable and the speed is 2400 min⁻¹ or less.
2) When an anti-vibration rubber ring is used, the self alignment capability will be reduce.

Housing number		Mass (approx.) kg lb
rubber ring	steel	
R201	PF204	0.2
R201	PF204	0.4
R201	PF204	0.2
R201	PF204	0.4
R201	PF204	0.4
R201	PF204	0.2
R201	PF204	0.4
R204	PF205	0.2
R204	PF205	0.4
R205	PF206	0.3
R205	PF206	
R205	PF206	0.7
R205	PF206	
R205	PF206	
R206	PF207	0.5
R206	PF207	
R206	PF207	1.1
R206	PF207	
R206	PF207	

Rhombus flanged units pressed steel housing
Set screw type



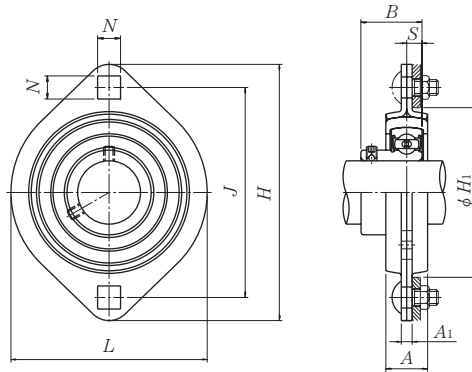
Shaft dia.	Unit number	Nominal dimensions										Bolt size	Max. load recommended		Bearing number	
		mm					inch						mm inch	N radial		lbf axial
		H	J	A ₁	N	A	L	B	S	H ₁ min.						
12 1/2	ASPFL201 ASPFL201-008	81 3 3/16	63.5 2 1/2	4 0.157	7.1 9/32	14 9/16	59 2 5/16	22 0.8661	6 0.236	49 1 59/64	M 6 1/4	2 700 600	1 350 300	AS201 AS201-008		
15 9/16 5/8	ASPFL202 ASPFL202-009 ASPFL202-010	81 3 3/16	63.5 2 1/2	4 0.157	7.1 9/32	14 9/16	59 2 5/16	22 0.8661	6 0.236	49 1 59/64	M 6 1/4	2 700 600	1 350 300	AS202 AS202-009 AS202-010		
17 1 1/16	ASPFL203 ASPFL203-011	81 3 3/16	63.5 2 1/2	4 0.157	7.1 9/32	14 9/16	59 2 5/16	22 0.8661	6 0.236	49 1 59/64	M 6 1/4	2 700 600	1 350 300	AS203 AS203-011		
20 3/4	ASPFL204 ASPFL204-012	90 3 17/32	71.5 2 13/16	4 0.157	9 23/64	16 5/8	67 2 5/8	25 0.9843	7 0.276	56 2 13/64	M 8 5/16	3 000 660	1 500 330	AS204 AS204-012		
25 13/16 7/8 15/16 1	ASPFL205 ASPFL205-013 ASPFL205-014 ASPFL205-015 ASPFL205-100	95 3 3/4	76 2 63/64	4 0.157	9 23/64	18 23/32	71 2 25/32	27 1.0630	7.5 0.295	60 2 23/64	M 8 5/16	4 000 880	2 000 440	AS205 AS205-013 AS205-014 AS205-015 AS205-100		
30 1 1/16 1 1/8 1 3/16 1 1/4	ASPFL206 ASPFL206-101 ASPFL206-102 ASPFL206-103 ASPFL206-104	113 4 7/16	90.5 3 9/16	5.2 0.205	11 7/16	18 23/32	84 3 5/16	29 1.1417	8 0.315	71 2 51/64	M10 3/8	5 000 1 100	2 500 550	AS206 AS206-101 AS206-102 AS206-103 AS206-104		
35 1 1/4 1 5/16 1 3/8 1 7/16	ASPFL207 ASPFL207-104 ASPFL207-105 ASPFL207-106 ASPFL207-107	122 4 13/16	100 3 15/16	5.2 0.205	11 7/16	20 25/32	94 3 11/16	34 1.3386	8.5 0.335	81 3 3/16	M10 3/8	6 000 1 300	3 000 650	AS207 AS207-104 AS207-105 AS207-106 AS207-107		
40 1 1/2 1 9/16	ASPFL208 ASPFL208-108 ASPFL208-109	148 5 53/64	119 4 11/16	6.8 0.268	13.5 17/32	21 53/64	100 3 15/16	38 1.4961	9 0.354	91 3 37/64	M12 1/2	6 000 1 300	3 000 650	AS208 AS208-108 AS208-109		

Remarks: 1) The permissible load only applies in applications where the load is stable and the speed is 2400 min⁻¹ or less.

Housing number	Mass (approx.)	
	kg	lb
PFL203	0.2	
PFL203	0.4	
PFL203	0.2	
PFL203	0.4	
PFL203	0.4	
PFL203	0.2	
PFL203	0.4	
PFL204	0.2	
PFL204	0.4	
PFL205	0.3	
PFL205		
PFL205	0.7	
PFL205		
PFL205		
PFL206	0.4	
PFL206		
PFL206	0.9	
PFL206		
PFL206		
PFL207	0.6	
PFL207		
PFL207	1.3	
PFL207		
PFL207		
PFL208	0.8	
PFL208	1.4	
PFL208		

Rhombus flanged units pressed steel housing with rubber ring

Set screw type

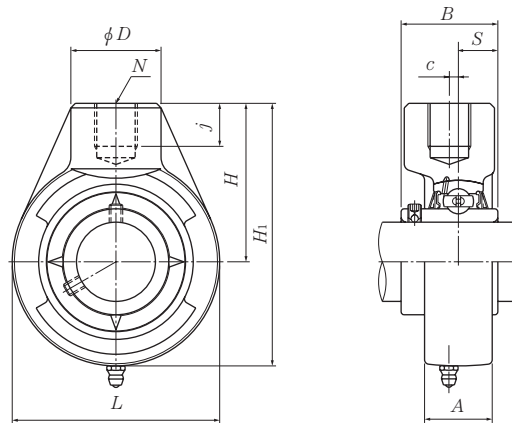


Shaft dia.	Unit number	Nominal dimensions										Bolt size	Max. load recommended		Bearing number	
		mm					inch						mm inch	N radial		lbf axial
		H	J	A ₁	N	A	L	B	S	H ₁ min.						
12 1/2	ASRPFL201 ASRPFL201-008	90 3 17/32	71.5 2 13/16	4 0.157	9 23/64	16 5/8	67 2 5/8	25 0.9843	7 0.276	56 2 13/64	M 8 5/16	1 000 220	200 40	AS201 AS201-008		
15 9/16 5/8	ASRPFL202 ASRPFL202-009 ASRPFL202-010	90 3 17/32	71.5 2 13/16	4 0.157	9 23/64	16 5/8	67 2 5/8	25 0.9843	7 0.276	56 2 13/64	M 8 5/16	1 000 220	200 40	AS202 AS202-009 AS202-010		
17 1 1/16	ASRPFL203 ASRPFL203-011	90 3 17/32	71.5 2 13/16	4 0.157	9 23/64	16 5/8	67 2 5/8	25 0.9843	7 0.276	56 2 13/64	M 8 5/16	1 000 220	200 40	AS203 AS203-011		
20 3/4	ASRPFL204 ASRPFL204-012	95 3 3/4	76 2 63/64	4 0.157	9 23/64	18 23/32	71 2 25/32	27 1.0630	7.5 0.295	60 2 23/64	M 8 5/16	1 150 250	200 40	AS204 AS204-012		
25 1 3/16 7/8 1 5/16 1	ASRPFL205 ASRPFL205-013 ASRPFL205-014 ASRPFL205-015 ASRPFL205-100	113 4 7/16	90.5 3 9/16	5.2 0.205	11 7/16	18 23/32	84 3 5/16	29 1.1417	8 0.315	71 2 51/64	M10 3/8	1 300 280	200 40	AS205 AS205-013 AS205-014 AS205-015 AS205-100		
30 1 1/16 1 1/8 1 3/16 1 1/4	ASRPFL206 ASRPFL206-101 ASRPFL206-102 ASRPFL206-103 ASRPFL206-104	122 4 13/16	100 3 15/16	5.2 0.205	11 7/16	20 25/32	94 3 11/16	34 1.3386	8.5 0.335	81 2 3/16	M10 3/8	1 500 330	200 40	AS206 AS206-101 AS206-102 AS206-103 AS206-104		
35 1 1/4 1 5/16 1 3/8 1 7/16	ASRPFL207 ASRPFL207-104 ASRPFL207-105 ASRPFL207-106 ASRPFL207-107	148 5 53/64	119 4 11/16	6.8 0.268	13.5 17/32	21 53/64	100 3 15/16	38 1.4961	9 0.354	91 3 37/64	M12 1/2	1 500 330	200 40	AS207 AS207-104 AS207-105 AS207-106 AS207-107		

Remarks: 1) The permissible load only applies in applications where the load is stable and the speed is 2400 min⁻¹ or less.
2) When an anti-vibration rubber ring is used, the self alignment capability will be reduce.

Housing number		Mass (approx.) kg lb
Rubber	Steel	
R201	PFL204	0.2
R201	PFL204	0.4
R201	PFL204	0.2
R201	PFL204	0.4
R201	PFL204	0.4
R201	PFL204	0.2
R201	PFL204	0.4
R204	PFL205	0.2
R204	PFL205	0.4
R205	PFL206	0.3
R205	PFL206	
R205	PFL206	0.7
R205	PFL206	
R205	PFL206	
R206	PFL207	0.4
R206	PFL207	
R206	PFL207	0.9
R206	PFL207	
R206	PFL207	
R207	PFL208	0.6
R207	PFL208	
R207	PFL208	1.3
R207	PFL208	
R207	PFL208	

Hanger units cast housing
Set screw type



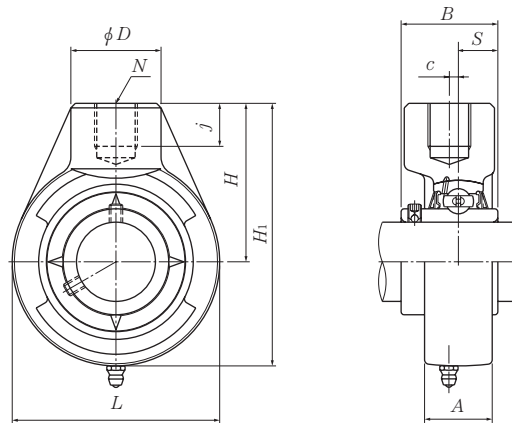
Shaft dia. mm inch	Unit number ¹⁾	Nominal dimensions										Bearing number
		mm					inch					
		L	H ₁	c	A	H	N	D	j	B	S	
12 1/2	UCHB201D1 UCHB201-008D1	64	96	0	21	64	RP3/4	40	19	31	12.7	UC201D1 UC201-008D1
		2 17/32	3 25/32	0	13/16	2 33/64	RP3/4	1 9/16	3/4	1.2205	0.500	
15 9/16 5/8	UCHB202D1 UCHB202-009D1 UCHB202-010D1	64	96	0	21	64	RP3/4	40	19	31	12.7	UC202D1 UC202-009D1 UC202-010D1
		2 17/32	3 25/32	0	13/16	2 33/64	RP3/4	1 9/16	3/4	1.2205	0.500	
17 1 1/16	UCHB203D1 UCHB203-011D1	64	96	0	21	64	RP3/4	40	19	31	12.7	UC203D1 UC203-011D1
		2 17/32	3 25/32	0	13/16	2 33/64	RP3/4	1 9/16	3/4	1.2205	0.500	
20 3/4	UCHB204D1 UCHB204-012D1	64	96	0	21	64	RP3/4	40	19	31	12.7	UC204D1 UC204-012D1
		2 17/32	3 25/32	0	13/16	2 33/64	RP3/4	1 9/16	3/4	1.2205	0.500	
25 13/16 7/8 15/16 1	UCHB205D1 UCHB205-013D1 UCHB205-014D1 UCHB205-015D1 UCHB205-100D1	78	103	0	24	64	RP3/4	40	19	34.1	14.3	UC205D1 UC205-013D1 UC205-014D1 UC205-015D1 UC205-100D1
		3 1/16	4 1/16	0	15/16	2 33/64	RP3/4	1 9/16	3/4	1.3425	0.563	
30 1 1/16 1 1/8 1 3/16 1 1/4	UCHB206D1 UCHB206-101D1 UCHB206-102D1 UCHB206-103D1 UCHB206-104D1	78	103	0	28	64	RP3/4	40	19	38.1	15.9	UC206D1 UC206-101D1 UC206-102D1 UC206-103D1 UC206-104D1
		3 1/16	4 1/16	0	1 3/32	2 33/64	RP3/4	1 9/16	3/4	1.5000	0.626	
35 1 1/4 1 5/16 1 3/8 1 7/16	UCHB207D1 UCHB207-104D1 UCHB207-105D1 UCHB207-106D1 UCHB207-107D1	92	116	0	30	70	RP3/4	40	19	42.9	17.5	UC207D1 UC207-104D1 UC207-105D1 UC207-106D1 UC207-107D1
		3 5/8	4 9/16	0	1 3/16	2 3/4	RP3/4	1 9/16	3/4	1.6890	0.689	
40 1 1/2 1 9/16	UCHB208D1 UCHB208-108D1 UCHB208-109D1	96	121	2	33	73	RP3/4	40	19	49.2	19	UC208D1 UC208-108D1 UC208-109D1
		3 25/32	4 3/4	3/32	1 5/16	2 7/8	RP3/4	1 9/16	3/4	1.9370	0.748	
45 1 5/8 1 11/16 1 3/4	UCHB209D1 UCHB209-110D1 UCHB209-111D1 UCHB209-112D1	108	136	5	35	82	RP1	48	21	49.2	19	UC209D1 UC209-110D1 UC209-111D1 UC209-112D1
		4 1/4	5 11/32	3/16	1 3/8	3 15/64	RP1	1 7/8	1 3/16	1.9370	0.748	

Remarks: 1) These numbers indicate relubricatable type. If maintenance free type is needed, please order without suffix "D1".
Note: Please refer to page 44 for size of grease fitting.

Housing number ¹⁾	Mass (approx.)	
	kg	lb
HB204D1	1.0	
HB204D1	2.2	
HB204D1	0.9	
HB204D1	2.0	
HB204D1	0.9	
HB204D1	2.0	
HB204D1	0.9	
HB204D1	2.0	
HB205D1	0.9	
HB205D1		
HB205D1	2.0	
HB205D1		
HB205D1		
HB206D1	0.8	
HB206D1		
HB206D1	1.8	
HB206D1		
HB206D1		
HB207D1	1.2	
HB207D1		
HB207D1	2.7	
HB207D1		
HB207D1		
HB208D1	1.3	
HB208D1	2.9	
HB208D1		
HB209D1	1.8	
HB209D1		
HB209D1	4.0	
HB209D1		

Nominal Designation of Thread	Nominal dimensions mm		
	Major Diameter of Internal Thread	Pitch Diameter	Minor Diameter of Internal Thread
Rp $\frac{3}{4}$ (PS $\frac{3}{4}$)	26.441	25.279	24.117
Rp1 (PS1)	33.249	31.770	30.291
Rp $1\frac{1}{4}$ (PS $1\frac{1}{4}$)	41.910	40.431	38.952
Rp $1\frac{1}{2}$ (PS $1\frac{1}{2}$)	47.803	46.324	44.845

Hanger units cast housing
Set screw type



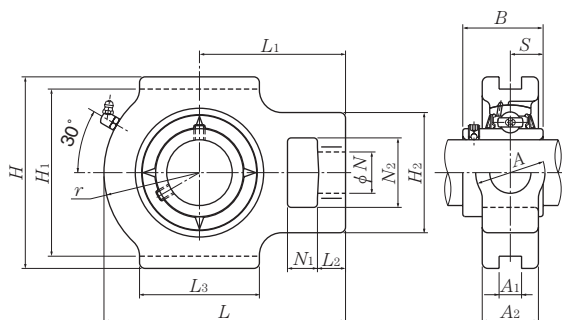
Shaft dia. mm inch	Unit number ¹⁾	Nominal dimensions										Bearing number
		mm					inch					
		L	H ₁	c	A	H	N	D	j	B	S	
50 1 13/16 1 7/8 1 15/16 2	UCHB210D1 UCHB210-113D1 UCHB210-114D1 UCHB210-115D1 UCHB210-200D1	118	142	5	37	83	RP1	48	21	51.6	19	UC210D1 UC210-113D1 UC210-114D1 UC210-115D1 UC210-200D1
55 2 2 1/16 2 1/8 2 3/16	UCHB211D1 UCHB211-200D1 UCHB211-201D1 UCHB211-202D1 UCHB211-203D1	126	158	7	38	95	RP1 1/4	60	25	55.6	22.2	UC211D1 UC211-200D1 UC211-201D1 UC211-202D1 UC211-203D1
60 2 1/4 2 5/16 2 3/8 2 7/16	UCHB212D1 UCHB212-204D1 UCHB212-205D1 UCHB212-206D1 UCHB212-207D1	142	173	9	42	102	RP1 1/4	60	28	65.1	25.4	UC212D1 UC212-204D1 UC212-205D1 UC212-206D1 UC212-207D1
65 2 1/2	UCHB213D1 UCHB213-208D1	166	200	9.5	44	117	RP1 1/2	70	32	65.1	25.4	UC213D1 UC213-208D1

Remarks: 1) These numbers indicate relubricatable type. If maintenance free type is needed, please order without suffix "D1".
Note: Please refer to page 44 for size of grease fitting.

Housing number ¹⁾	Mass (approx.)
	kg lb
HB210D1	2.2
HB210D1	
HB210D1	4.9
HB210D1	
HB210D1	
HB211D1	2.8
HB211D1	
HB211D1	6.2
HB211D1	
HB211D1	
HB212D1	3.7
HB212D1	
HB212D1	8.2
HB212D1	
HB212D1	
HB213D1	5.7
HB213D1	12.6

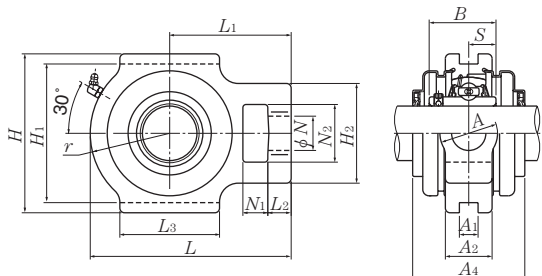
Nominal Designation of Thread	Nominal dimensions mm		
	Major Diameter of Internal Thread	Pitch Diameter	Minor Diameter of Internal Thread
Rp $\frac{3}{4}$ (PS $\frac{3}{4}$)	26.441	25.279	24.117
Rp1 (PS1)	33.249	31.770	30.291
Rp $1\frac{1}{4}$ (PS $1\frac{1}{4}$)	41.910	40.431	38.952
Rp $1\frac{1}{2}$ (PS $1\frac{1}{2}$)	47.803	46.324	44.845

Take-up units cast housing
Set screw type

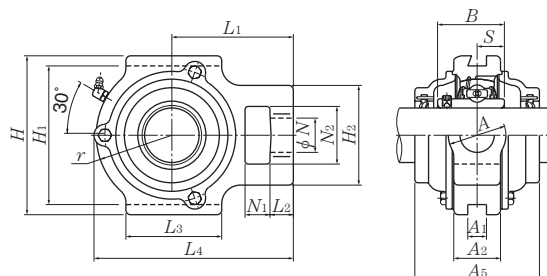


Shaft dia. mm inch	Unit number ¹⁾	Nominal dimensions															
		mm								inch							
		N ₁	L ₂	H ₂	N ₂	N	L ₃	A ₁	H ₁	H	L	A ₂	A	r	L ₁	B	S
12 1/2	UCT201D1 UCT201-008D1	16	12	51	32	19	51	12	76	89	94	21	32	33	61	31	12.7
		5/8	15/32	2	1 1/4	3/4	2	0.472	2 63/64	3 1/2	3 11/16	13/16	1 1/4	1 5/16	2 13/32	1.2205	0.500
15 9/16 5/8	UCT202D1 UCT202-009D1 UCT202-010D1	16	12	51	32	19	51	12	76	89	94	21	32	33	61	31	12.7
		5/8	15/32	2	1 1/4	3/4	2	0.472	2 63/64	3 1/2	3 11/16	13/16	1 1/4	1 5/16	2 13/32	1.2205	0.500
17 1 1/16	UCT203D1 UCT203-011D1	16	12	51	32	19	51	12	76	89	94	21	32	33	61	31	12.7
		5/8	15/32	2	1 1/4	3/4	2	0.472	2 63/64	3 1/2	3 11/16	13/16	1 1/4	1 5/16	2 13/32	1.2205	0.500
20 3/4	UCT204D1 UCT204-012D1	16	12	51	32	19	51	12	76	89	94	21	32	33	61	31	12.7
		5/8	15/32	2	1 1/4	3/4	2	0.472	2 63/64	3 1/2	3 11/16	13/16	1 1/4	1 5/16	2 13/32	1.2205	0.500
25 13/16 7/8 15/16 1	UCT205D1 UCT205-013D1 UCT205-014D1 UCT205-015D1 UCT205-100D1	16	12	51	32	19	51	12	76	89	97	24	32	35	62	34.1	14.3
		5/8	15/32	2	1 1/4	3/4	2	0.472	2 63/64	3 1/2	3 13/16	15/16	1 1/4	1 3/8	2 7/16	1.3425	0.563
30 1 1/16 1 1/8 1 3/16 1 1/4	UCT206D1 UCT206-101D1 UCT206-102D1 UCT206-103D1 UCT206-104D1	16	12	56	37	22	57	12	89	102	113	28	37	43	70	38.1	15.9
		5/8	15/32	2 7/32	1 15/32	7/8	2 1/4	0.472	3 1/2	4 1/32	4 7/16	1 3/32	1 15/32	1 11/16	2 3/4	1.5000	0.626
35 1 1/4 1 5/16 1 3/8 1 7/16	UCT207D1 UCT207-104D1 UCT207-105D1 UCT207-106D1 UCT207-107D1	16	15	64	37	22	64	12	89	102	129	30	37	51	78	42.9	17.5
		5/8	19/32	2 17/32	1 15/32	7/8	2 17/32	0.472	3 1/2	4 1/32	5 3/32	1 3/16	1 15/32	2	3 1/16	1.6890	0.689

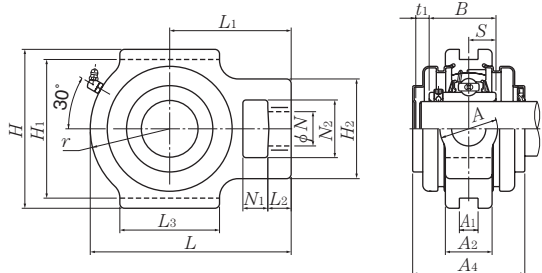
Remarks: 1) These numbers indicate relubricatable type. If maintenance free type is needed, please order without suffix "D1".
Note: Please refer to page 44 for size of grease fitting.



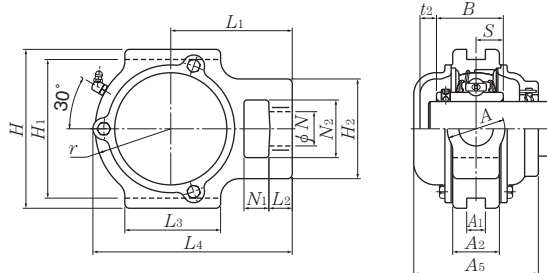
Press steel dust cover type (Open end)
S-UCT...D1



Cast dust cover type (Open end)
C-UCT...D1



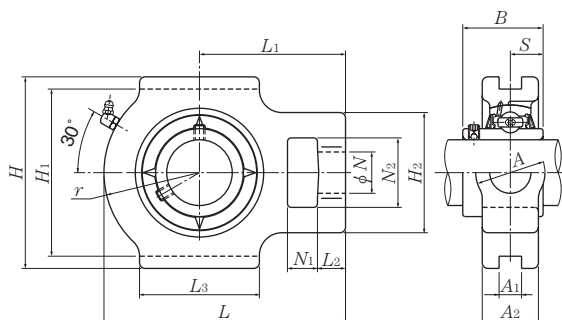
Press steel dust cover type (Close end)
SM-UCT...D1



Cast dust cover type (Close end)
CM-UCT...D1

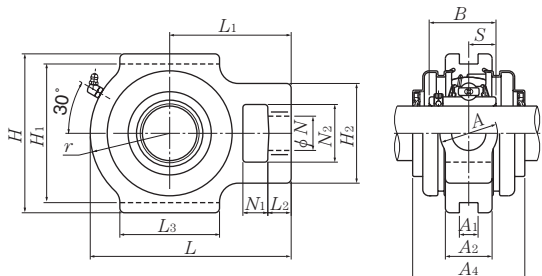
Bearing number	Housing number ¹⁾	Unit number ¹⁾ pressed steel dust cover type	Unit number ¹⁾ cast dust cover type	Nominal dimensions					Mass (approx.)		
				mm		inch			kg		lb
				t ₁	t ₂	A ₄	L ₄	A ₅	UCT	S(SM)	C(CM)
UC201D1 UC201-008D1	T204D1 T204D1	S(SM)-UCT201D1 S(SM)-UCT201-008D1	C(CM)-UCT201D1 C(CM)-UCT201-008D1	5 13/64	8 5/16	51 2	97 3 13/16	62 2 7/16	0.6 1.3	0.8 1.8	1.1 2.4
UC202D1 UC202-009D1 UC202-010D1	T204D1 T204D1 T204D1	S(SM)-UCT202D1 S(SM)-UCT202-009D1 S(SM)-UCT202-010D1	C(CM)-UCT202D1 C(CM)-UCT202-009D1 C(CM)-UCT202-010D1	5 13/64	8 5/16	51 2	97 3 13/16	62 2 7/16	0.6 1.3	0.8 1.8	1.1 2.4
UC203D1 UC203-011D1	T204D1 T204D1	S(SM)-UCT203D1 S(SM)-UCT203-011D1	C(CM)-UCT203D1 C(CM)-UCT203-011D1	5 13/64	8 5/16	51 2	97 3 13/16	62 2 7/16	0.6 1.3	0.8 1.8	1.0 2.2
UC204D1 UC204-012D1	T204D1 T204D1	S(SM)-UCT204D1 S(SM)-UCT204-012D1	C(CM)-UCT204D1 C(CM)-UCT204-012D1	5 13/64	8 5/16	51 2	97 3 13/16	62 2 7/16	0.6 1.3	0.8 1.8	1.0 2.2
UC205D1 UC205-013D1 UC205-014D1 UC205-015D1 UC205-100D1	T205D1 T205D1 T205D1 T205D1 T205D1	S(SM)-UCT205D1 S(SM)-UCT205-013D1 S(SM)-UCT205-014D1 S(SM)-UCT205-015D1 S(SM)-UCT205-100D1	C(CM)-UCT205D1 C(CM)-UCT205-013D1 C(CM)-UCT205-014D1 C(CM)-UCT205-015D1 C(CM)-UCT205-100D1	7 9/32	11 7/16	57 2 1/4	100.5 3 31/32	70 2 3/4	0.8 1.8	0.9 2.0	1.1 2.4
UC206D1 UC206-101D1 UC206-102D1 UC206-103D1 UC206-104D1	T206D1 T206D1 T206D1 T206D1 T206D1	S(SM)-UCT206D1 S(SM)-UCT206-101D1 S(SM)-UCT206-102D1 S(SM)-UCT206-103D1 S(SM)-UCT206-104D1	C(CM)-UCT206D1 C(CM)-UCT206-101D1 C(CM)-UCT206-102D1 C(CM)-UCT206-103D1 C(CM)-UCT206-104D1	7 9/32	11 7/16	62 2 7/16	113.5 4 15/32	75 2 15/16	1.3 2.9	1.3 2.9	1.7 3.8
UC207D1 UC207-104D1 UC207-105D1 UC207-106D1 UC207-107D1	T207D1 T207D1 T207D1 T207D1 T207D1	S(SM)-UCT207D1 S(SM)-UCT207-104D1 S(SM)-UCT207-105D1 S(SM)-UCT207-106D1 S(SM)-UCT207-107D1	C(CM)-UCT207D1 C(CM)-UCT207-104D1 C(CM)-UCT207-105D1 C(CM)-UCT207-106D1 C(CM)-UCT207-107D1	8 5/16	10 25/64	72 2 27/32	129 5 3/32	80 3 5/32	1.6 3.5	1.7 3.7	2.1 4.6

Take-up units cast housing
Set screw type

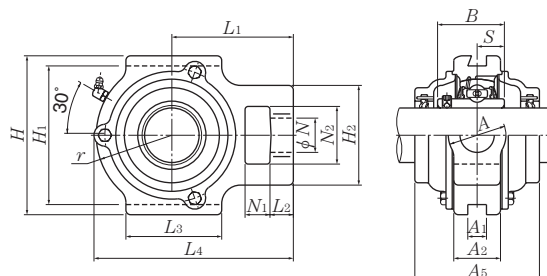


Shaft dia. mm inch	Unit number ¹⁾	Nominal dimensions															
		<i>N</i> ₁	<i>L</i> ₂	<i>H</i> ₂	<i>N</i> ₂	<i>N</i>	<i>L</i> ₃	<i>A</i> ₁	<i>H</i> ₁	<i>H</i>	<i>L</i>	<i>A</i> ₂	<i>A</i>	<i>r</i>	<i>L</i> ₁	<i>B</i>	<i>S</i>
40 1½ 1⅞	UCT208D1	19	18	83	49	29	83	16	102	114	144	33	49	56	88	49.2	19
	UCT208-108D1	3/4	23/32	39/32	115/16	15/32	39/32	0.630	4 1/64	4 1/2	5 21/32	1 5/16	1 15/16	2 7/32	3 15/32	1.9370	0.748
	UCT208-109D1																
45 1 5/8 1 11/16 1 3/4	UCT209D1	19	18	83	49	29	83	16	102	117	145	35	49	57	88	49.2	19
	UCT209-110D1	3/4	23/32	39/32	115/16	15/32	39/32	0.630	4 1/64	4 19/32	5 23/32	1 3/8	1 15/16	2 1/4	3 15/32	1.9370	0.748
	UCT209-111D1																
	UCT209-112D1																
50 1 13/16 1 7/8 1 15/16 2	UCT210D1	19	18	83	49	29	86	16	102	117	151	37	49	59	92	51.6	19
	UCT210-113D1	3/4	23/32	39/32	115/16	15/32	3 3/8	0.630	4 1/64	4 19/32	5 15/16	1 15/32	1 15/16	2 5/16	3 5/8	2.0315	0.748
	UCT210-114D1																
	UCT210-115D1																
55 2 2 1/16 2 1/8 2 3/16	UCT211D1	25	21	102	64	35	95	22	130	146	171	38	64	65	106	55.6	22.2
	UCT211-200D1	3 1/32	13/16	4 1/32	2 17/32	1 3/8	3 3/4	0.866	5 1/8	5 3/4	6 23/32	1 1/2	2 17/32	2 9/16	4 3/16	2.1890	0.874
	UCT211-201D1																
	UCT211-202D1																
	UCT211-203D1																
60 2 1/4 2 5/16 2 3/8 2 7/16	UCT212D1	32	21	102	64	35	102	22	130	146	194	42	64	75	119	65.1	25.4
	UCT212-204D1	1 1/4	13/16	4 1/32	2 17/32	1 3/8	4 1/32	0.866	5 1/8	5 3/4	7 5/8	1 21/32	2 17/32	2 15/16	4 11/16	2.5630	1.000
	UCT212-205D1																
	UCT212-206D1																
	UCT212-207D1																
65 2 1/2 2 9/16	UCT213D1	32	23	111	70	41	121	26	151	167	224	44	70	87	137	65.1	25.4
	UCT213-208D1	1 1/4	29/32	4 3/8	2 3/4	1 5/8	4 3/4	1.024	5 15/16	6 9/16	8 13/16	1 23/32	2 3/4	3 7/16	5 13/32	2.5630	1.000
	UCT213-209D1																

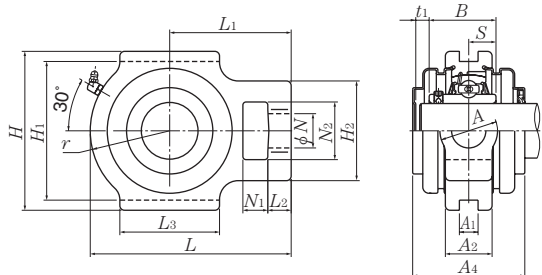
Remarks: 1) These numbers indicate relubricatable type. If maintenance free type is needed, please order without suffix "D1".
Note: Please refer to page 44 for size of grease fitting.



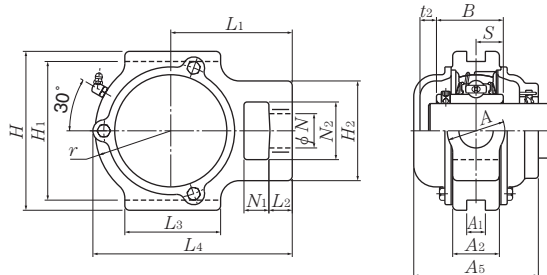
Press steel dust cover type (Open end)
S-UCT...D1



Cast dust cover type (Open end)
C-UCT...D1



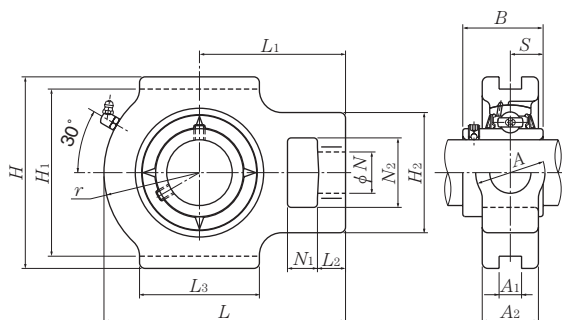
Press steel dust cover type (Close end)
SM-UCT...D1



Cast dust cover type (Close end)
CM-UCT...D1

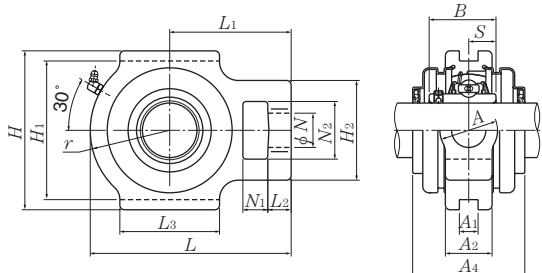
Bearing number	Housing number ¹⁾	Unit number ¹⁾ pressed steel dust cover type	Unit number ¹⁾ cast dust cover type	Nominal dimensions					Mass (approx.)		
				mm		inch			kg		lb
				t ₁	t ₂	A ₄	L ₄	A ₅	UCT	S(SM)	C(CM)
UC208D1	T208D1	S(SM)-UCT208D1	C(CM)-UCT208D1	8	9	82	144	90	2.4	2.5	3.1
UC208-108D1	T208D1	S(SM)-UCT208-108D1	C(CM)-UCT208-108D1	5/16	23/64	37/32	521/32	317/32	5.3	5.5	6.8
UC208-109D1	T208D1	S(SM)-UCT208-109D1	C(CM)-UCT208-109D1								
UC209D1	T209D1	S(SM)-UCT209D1	C(CM)-UCT209D1	8	12	82	145.5	95	2.4	2.5	3.3
UC209-110D1	T209D1	S(SM)-UCT209-110D1	C(CM)-UCT209-110D1	5/16	15/32	37/32	523/32	33/4	5.3	5.5	7.3
UC209-111D1	T209D1	S(SM)-UCT209-111D1	C(CM)-UCT209-111D1								
UC209-112D1	T209D1	S(SM)-UCT209-112D1	C(CM)-UCT209-112D1								
UC210D1	T210D1	S(SM)-UCT210D1	C(CM)-UCT210D1	8	12	87	152	100	2.6	2.7	3.6
UC210-113D1	T210D1	S(SM)-UCT210-113D1	C(CM)-UCT210-113D1	5/16	15/32	37/16	531/32	315/16	5.7	6.0	7.9
UC210-114D1	T210D1	S(SM)-UCT210-114D1	C(CM)-UCT210-114D1								
UC210-115D1	T210D1	S(SM)-UCT210-115D1	C(CM)-UCT210-115D1								
UC210-200D1	T210D1	S(SM)-UCT210-200D1	C(CM)-UCT210-200D1								
UC211D1	T211D1	S(SM)-UCT211D1	C(CM)-UCT211D1	10	11	92	171.5	100	3.9	4.1	5.0
UC211-200D1	T211D1	S(SM)-UCT211-200D1	C(CM)-UCT211-200D1	25/64	7/16	35/8	63/4	315/16	8.6	9.0	11
UC211-201D1	T211D1	S(SM)-UCT211-201D1	C(CM)-UCT211-201D1								
UC211-202D1	T211D1	S(SM)-UCT211-202D1	C(CM)-UCT211-202D1								
UC211-203D1	T211D1	S(SM)-UCT211-203D1	C(CM)-UCT211-203D1								
UC212D1	T212D1	S(SM)-UCT212D1	C(CM)-UCT212D1	8	12	102	194	115	4.8	5.1	6.1
UC212-204D1	T212D1	S(SM)-UCT212-204D1	C(CM)-UCT212-204D1	5/16	15/32	41/32	75/8	417/32	11	11	13
UC212-205D1	T212D1	S(SM)-UCT212-205D1	C(CM)-UCT212-205D1								
UC212-206D1	T212D1	S(SM)-UCT212-206D1	C(CM)-UCT212-206D1								
UC212-207D1	T212D1	S(SM)-UCT212-207D1	C(CM)-UCT212-207D1								
UC213D1	T213D1	S(SM)-UCT213D1	C(CM)-UCT213D1	11	15	107	224	120	7.0	7.3	8.4
UC213-208D1	T213D1	S(SM)-UCT213-208D1	C(CM)-UCT213-208D1	7/16	19/32	47/32	813/16	423/32	15	16	19
UC213-209D1	T213D1	S(SM)-UCT213-209D1	C(CM)-UCT213-209D1								

Take-up units cast housing
Set screw type

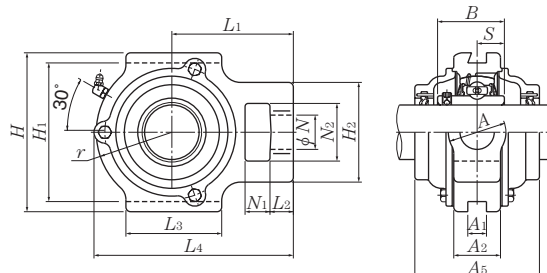


Shaft dia. mm inch	Unit number ¹⁾	Nominal dimensions															
		mm								inch							
		N_1	L_2	H_2	N_2	N	L_3	A_1	H_1	H	L	A_2	A	r	L_1	B	S
70	UCT214D1	32	23	111	70	41	121	26	151	167	224	46	70	87	137	74.6	30.2
$2\frac{5}{8}$	UCT214-210D1																
$2\frac{11}{16}$	UCT214-211D1	$1\frac{1}{4}$	$\frac{29}{32}$	$4\frac{3}{8}$	$2\frac{3}{4}$	$1\frac{5}{8}$	$4\frac{3}{4}$	1.024	$5\frac{15}{16}$	$6\frac{9}{16}$	$8\frac{13}{16}$	$1\frac{13}{16}$	$2\frac{3}{4}$	$3\frac{7}{16}$	$5\frac{13}{32}$	2.9370	1.189
$2\frac{3}{4}$	UCT214-212D1																
75	UCT215D1	32	23	111	70	41	121	26	151	167	232	48	70	92	140	77.8	33.3
$2\frac{13}{16}$	UCT215-213D1																
$2\frac{7}{8}$	UCT215-214D1	$1\frac{1}{4}$	$\frac{29}{32}$	$4\frac{3}{8}$	$2\frac{3}{4}$	$1\frac{5}{8}$	$4\frac{3}{4}$	1.024	$5\frac{15}{16}$	$6\frac{9}{16}$	$9\frac{1}{8}$	$1\frac{7}{8}$	$2\frac{3}{4}$	$3\frac{5}{8}$	$5\frac{1}{2}$	3.0630	1.311
$2\frac{15}{16}$	UCT215-215D1																
3	UCT215-300D1																
80	UCT216D1	32	23	111	70	41	121	26	165	184	235	51	70	95	140	82.6	33.3
$3\frac{1}{16}$	UCT216-301D1																
$3\frac{1}{8}$	UCT216-302D1	$1\frac{1}{4}$	$\frac{29}{32}$	$4\frac{3}{8}$	$2\frac{3}{4}$	$1\frac{5}{8}$	$4\frac{3}{4}$	1.024	$6\frac{1}{2}$	$7\frac{1}{4}$	$9\frac{1}{4}$	2	$2\frac{3}{4}$	$3\frac{3}{4}$	$5\frac{1}{2}$	3.2520	1.311
$3\frac{3}{16}$	UCT216-303D1																
85	UCT217D1	38	31	124	73	48	157	30	173	198	260	54	73	98	162	85.7	34.1
$3\frac{1}{4}$	UCT217-304D1																
$3\frac{5}{16}$	UCT217-305D1	$1\frac{1}{2}$	$1\frac{7}{32}$	$4\frac{7}{8}$	$2\frac{7}{8}$	$1\frac{7}{8}$	$6\frac{3}{16}$	1.181	$6\frac{13}{16}$	$7\frac{25}{32}$	$10\frac{1}{4}$	$2\frac{1}{8}$	$2\frac{7}{8}$	$3\frac{27}{32}$	$6\frac{3}{8}$	3.3740	1.343
$3\frac{7}{16}$	UCT217-307D1																

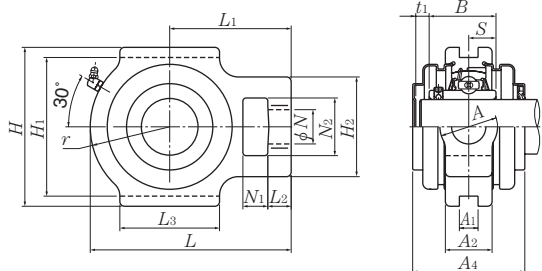
Remarks: 1) These numbers indicate relubricatable type. If maintenance free type is needed, please order without suffix "D1".
Note: Please refer to page 44 for size of grease fitting.



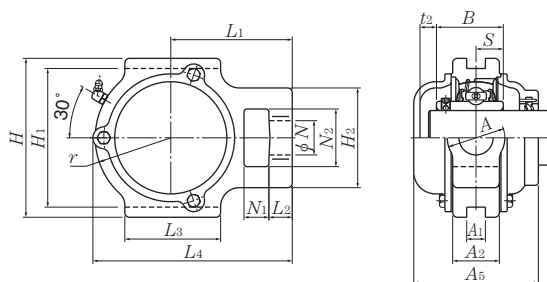
Press steel dust cover type (Open end)
S-UCT...D1



Cast dust cover type (Open end)
C-UCT...D1



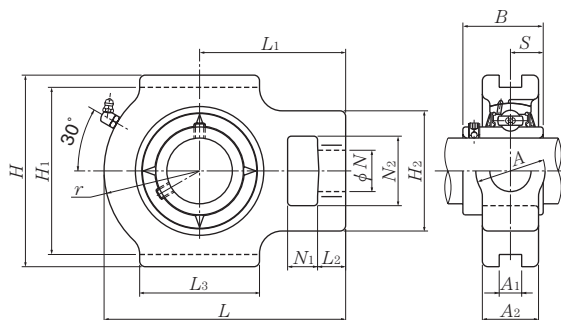
Press steel dust cover type (Close end)
SM-UCT...D1



Cast dust cover type (Close end)
CM-UCT...D1

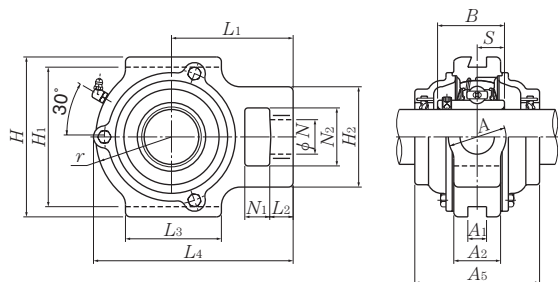
Bearing number	Housing number ¹⁾	Unit number ¹⁾ pressed steel dust cover type	Unit number ¹⁾ cast dust cover type	Nominal dimensions					Mass (approx.)		
				mm		inch			kg		lb
				t ₁	t ₂	A ₄	L ₄	A ₅	UCT	S(SM)	C(CM)
UC214D1	T214D1	—	C(CM)-UCT214D1	—	17	—	224	135	7.0	—	9.1
UC214-210D1	T214D1	—	C(CM)-UCT214-210D1	—	2 1/32	—	8 13/16	5 5/16	15	—	20
UC214-211D1	T214D1	—	C(CM)-UCT214-211D1	—	2 1/32	—	8 13/16	5 5/16	15	—	20
UC214-212D1	T214D1	—	C(CM)-UCT214-212D1	—	2 1/32	—	8 13/16	5 5/16	15	—	20
UC215D1	T215D1	—	C(CM)-UCT215D1	—	17	—	232	135	7.4	—	9.8
UC215-213D1	T215D1	—	C(CM)-UCT215-213D1	—	2 1/32	—	9 1/8	5 5/16	16	—	22
UC215-214D1	T215D1	—	C(CM)-UCT215-214D1	—	2 1/32	—	9 1/8	5 5/16	16	—	22
UC215-215D1	T215D1	—	C(CM)-UCT215-215D1	—	2 1/32	—	9 1/8	5 5/16	16	—	22
UC215-300D1	T215D1	—	C(CM)-UCT215-300D1	—	2 1/32	—	9 1/8	5 5/16	16	—	22
UC216D1	T216D1	—	C(CM)-UCT216D1	—	17	—	235	145	8.2	—	11
UC216-301D1	T216D1	—	C(CM)-UCT216-301D1	—	2 1/32	—	9 1/4	5 23/32	18	—	24
UC216-302D1	T216D1	—	C(CM)-UCT216-302D1	—	2 1/32	—	9 1/4	5 23/32	18	—	24
UC216-303D1	T216D1	—	C(CM)-UCT216-303D1	—	2 1/32	—	9 1/4	5 23/32	18	—	24
UC217D1	T217D1	—	C(CM)-UCT217D1	—	19	—	260	155	11	—	14
UC217-304D1	T217D1	—	C(CM)-UCT217-304D1	—	3/4	—	10 1/4	6 3/32	24	—	31
UC217-305D1	T217D1	—	C(CM)-UCT217-305D1	—	3/4	—	10 1/4	6 3/32	24	—	31
UC217-307D1	T217D1	—	C(CM)-UCT217-307D1	—	3/4	—	10 1/4	6 3/32	24	—	31

Take-up units cast housing
Set screw type

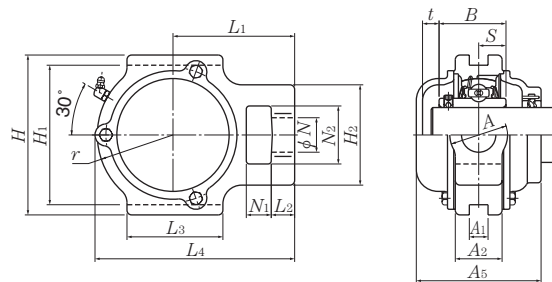


Shaft dia. mm inch	Unit number ¹⁾	Nominal dimensions															
		mm								inch							
		N ₁	L ₂	H ₂	N ₂	N	L ₃	A ₁	H ₁	H	L	A ₂	A	r	L ₁	B	S
25 13/16 7/8 15/16 1	UCT305D1	16	14	62	36	26	65	12	80	89	122	26	36	46	76	38	15
	UCT305-013D1																
	UCT305-014D1	5/8	9/16	27/16	113/32	11/32	29/16	0.472	35/32	31/2	413/16	11/32	113/32	113/16	3	1.4961	0.591
	UCT305-015D1																
30 11/16 11/8 13/16	UCT306D1	18	16	70	41	28	74	16	90	100	137	28	41	52	85	43	17
	UCT306-101D1																
	UCT306-102D1	23/32	5/8	23/4	15/8	13/32	229/32	0.630	335/64	315/16	513/32	13/32	15/8	21/16	311/32	1.6929	0.669
	UCT306-103D1																
35 11/4 15/16 13/8 17/16	UCT307D1	20	17	75	45	30	80	16	100	111	150	32	45	56	94	48	19
	UCT307-104D1																
	UCT307-105D1	25/32	21/32	215/16	125/32	13/16	35/32	0.630	315/16	43/8	529/32	1/4	125/32	27/32	311/16	1.8898	0.748
	UCT307-106D1																
40 11/2 19/16	UCT308D1	22	19	83	50	32	89	18	112	124	162	34	50	62	100	52	19
	UCT308-108D1																
	UCT308-109D1	7/8	3/4	39/32	131/32	11/4	31/2	0.709	413/32	47/8	63/8	111/32	131/32	27/16	315/16	2.0472	0.748
45 15/8 111/16 13/4	UCT309D1	24	20	90	55	34	97	18	125	138	178	38	55	68	110	57	22
	UCT309-110D1																
	UCT309-111D1	15/16	25/32	317/32	25/32	111/32	313/16	0.709	459/64	57/16	7	11/2	25/32	211/16	411/32	2.2441	0.866
	UCT309-112D1																
50 113/16 17/8 115/16	UCT310D1	27	22	98	61	37	106	20	140	151	192	40	61	74	118	61	22
	UCT310-113D1																
	UCT310-114D1	11/16	7/8	327/32	213/32	115/32	43/16	0.787	533/64	515/16	79/16	19/16	213/32	229/32	421/32	2.4016	0.866
	UCT310-115D1																
55 2 21/16 21/8 23/16	UCT311D1	29	23	105	66	39	115	22	150	163	207	44	66	80	127	66	25
	UCT311-200D1																
	UCT311-201D1	15/32	29/32	41/8	219/32	117/32	417/32	0.866	529/32	613/32	85/32	123/32	219/32	35/32	5	2.5984	0.984
	UCT311-202D1																
	UCT311-203D1																

Remarks: 1) These numbers indicate relubricatable type. If maintenance free type is needed, please order without suffix "D1".
Note: Please refer to page 44 for size of grease fitting.



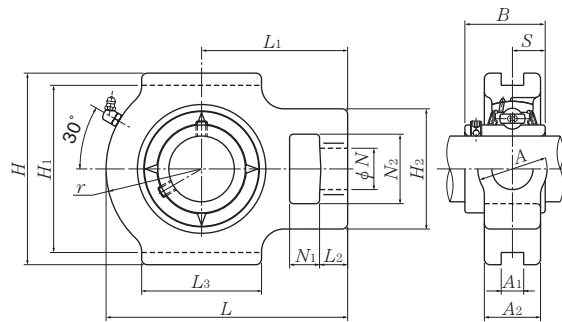
Cast dust cover type (Open end)
C-UCT...D1



Cast dust cover type (Close end)
CM-UCT...D1

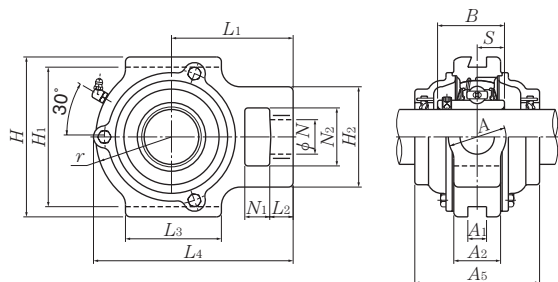
Bearing number	Housing number ¹⁾	Unit number ¹⁾ cast dust cover type	Nominal dimensions			Mass (approx.)	
			mm		inch	kg	lb
			t	L ₄	A ₅	UCT	C(CM)
UC305D1	T305D1	C(CM)-UCT305D1	12	122	80	1.4	1.7
UC305-013D1	T305D1	C(CM)-UCT305-013D1					
UC305-014D1	T305D1	C(CM)-UCT305-014D1					
UC305-015D1	T305D1	C(CM)-UCT305-015D1					
UC305-100D1	T305D1	C(CM)-UCT305-100D1	15 ¹ / ₃₂	4 ¹³ / ₁₆	3 ⁵ / ₃₂	3.1	3.8
UC306D1	T306D1	C(CM)-UCT306D1	11	139	85	1.8	2.4
UC306-101D1	T306D1	C(CM)-UCT306-101D1					
UC306-102D1	T306D1	C(CM)-UCT306-102D1	7 ¹ / ₁₆	5 ³¹ / ₃₂	3 ¹¹ / ₃₂	4.0	5.3
UC306-103D1	T306D1	C(CM)-UCT306-103D1					
UC307D1	T307D1	C(CM)-UCT307D1	13	152	95	2.3	3.2
UC307-104D1	T307D1	C(CM)-UCT307-104D1					
UC307-105D1	T307D1	C(CM)-UCT307-105D1					
UC307-106D1	T307D1	C(CM)-UCT307-106D1					
UC307-107D1	T307D1	C(CM)-UCT307-107D1	3 ³ / ₆₄	5 ³¹ / ₃₂	3 ³ / ₄	5.1	7.1
UC308D1	T308D1	C(CM)-UCT308D1	13	164	105	3.0	4.2
UC308-108D1	T308D1	C(CM)-UCT308-108D1					
UC308-109D1	T308D1	C(CM)-UCT308-109D1	3 ³ / ₆₄	6 ¹⁵ / ₃₂	4 ¹ / ₈	6.6	9.3
UC309D1	T309D1	C(CM)-UCT309D1	14	181	110	4.0	5.4
UC309-110D1	T309D1	C(CM)-UCT309-110D1					
UC309-111D1	T309D1	C(CM)-UCT309-111D1					
UC309-112D1	T309D1	C(CM)-UCT309-112D1	3 ⁵ / ₆₄	7 ¹ / ₈	4 ¹¹ / ₃₂	8.8	12
UC310D1	T310D1	C(CM)-UCT310D1	15	197	120	5.0	7.0
UC310-113D1	T310D1	C(CM)-UCT310-113D1					
UC310-114D1	T310D1	C(CM)-UCT310-114D1					
UC310-115D1	T310D1	C(CM)-UCT310-115D1	1 ⁹ / ₃₂	7 ³ / ₄	4 ²³ / ₃₂	11	15
UC311D1	T311D1	C(CM)-UCT311D1	15	211	125	6.3	8.4
UC311-200D1	T311D1	C(CM)-UCT311-200D1					
UC311-201D1	T311D1	C(CM)-UCT311-201D1					
UC311-202D1	T311D1	C(CM)-UCT311-202D1					
UC311-203D1	T311D1	C(CM)-UCT311-203D1	1 ⁹ / ₃₂	8 ⁵ / ₁₆	4 ²⁹ / ₃₂	14	19

Take-up units cast housing
Set screw type

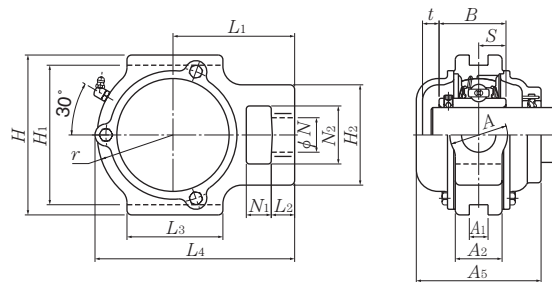


Shaft dia. mm inch	Unit number ¹⁾	Nominal dimensions															
		mm								inch							
		N ₁	L ₂	H ₂	N ₂	N	L ₃	A ₁	H ₁	H	L	A ₂	A	r	L ₁	B	S
60	UCT312D1	31	25	113	71	41	123	22	160	178	220	46	71	85	135	71	26
2 1/4	UCT312-204D1																
2 5/16	UCT312-205D1																
2 3/8	UCT312-206D1	1 7/32	3 1/32	4 7/16	2 25/32	1 5/8	4 27/32	0.866	6 19/64	7	8 21/32	1 13/16	2 25/32	3 11/32	5 5/16	2.7953	1.024
2 7/16	UCT312-207D1																
65	UCT313D1	32	27	116	70	43	134	26	170	190	238	50	80	92	146	75	30
2 1/2	UCT313-208D1																
2 9/16	UCT313-209D1	1 1/4	1 1/16	4 9/16	2 3/4	1 11/16	5 9/32	1.024	6 11/16	7 15/32	9 3/8	1 31/32	3 5/32	3 5/8	5 3/4	2.9528	1.181
70	UCT314D1	36	27	130	85	46	140	26	180	202	252	52	90	97	155	78	33
2 5/8	UCT314-210D1																
2 11/16	UCT314-211D1	1 13/32	1 1/16	5 1/8	3 11/32	1 13/16	5 1/2	1.024	7 3/32	7 15/16	9 29/32	2 1/16	3 17/32	3 13/16	6 3/32	3.0709	1.299
2 3/4	UCT314-212D1																
75	UCT315D1	36	27	132	85	46	150	26	192	216	262	55	90	102	160	82	32
2 13/16	UCT315-213D1																
2 7/8	UCT315-214D1																
2 15/16	UCT315-215D1	1 13/32	1 1/16	5 3/16	3 11/32	1 13/16	5 29/32	1.024	7 9/16	8 1/2	10 5/16	2 5/32	3 17/32	4 1/32	6 5/16	3.2283	1.260
3	UCT315-300D1																
80	UCT316D1	42	30	150	98	53	160	30	204	230	282	60	102	108	174	86	34
3 1/16	UCT316-301D1																
3 1/8	UCT316-302D1	1 21/32	1 3/16	5 29/32	3 27/32	2 3/32	6 5/16	1.181	8 1/32	9 1/16	11 3/32	2 3/8	4 1/32	4 1/4	6 27/32	3.3858	1.339
3 3/16	UCT316-303D1																
85	UCT317D1	42	32	152	98	53	170	32	214	240	298	64	102	115	183	96	40
3 1/4	UCT317-304D1																
3 5/16	UCT317-305D1	1 21/32	1 1/4	5 31/32	3 27/32	2 3/32	6 11/16	1.260	8 27/64	9 7/16	11 23/32	2 17/32	4 1/32	4 17/32	7 7/32	3.7795	1.575
3 7/16	UCT317-307D1																
90	UCT318D1	46	32	160	106	57	175	32	228	255	312	66	110	120	192	96	40
3 7/16	UCT318-307D1																
3 1/2	UCT318-308D1	1 13/16	1 1/4	6 5/16	4 3/16	2 1/4	6 7/8	1.260	8 31/32	10 1/32	12 9/32	2 19/32	4 11/32	4 23/32	7 9/16	3.7795	1.575
95	UCT319D1	46	33	165	106	57	180	35	240	270	322	72	110	125	197	103	41
3 5/8	UCT319-310D1																
3 11/16	UCT319-311D1	1 13/16	1 5/16	6 1/2	4 3/16	2 1/4	7 3/32	1.378	9 29/64	10 5/8	12 11/16	2 27/32	4 11/32	4 29/32	7 3/4	4.0551	1.614
3 3/4	UCT319-312D1																

Remarks: 1) These numbers indicate relubricatable type. If maintenance free type is needed, please order without suffix "D1".
Note: Please refer to page 44 for size of grease fitting.



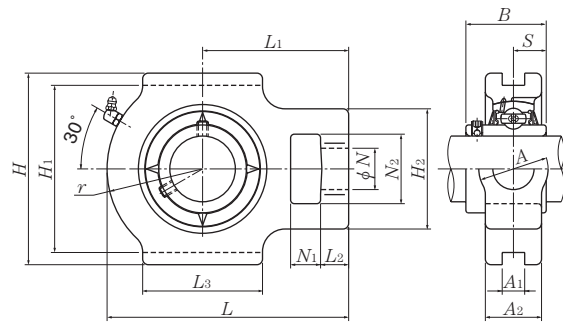
Cast dust cover type (Open end)
C-UCT...D1



Cast dust cover type (Close end)
CM-UCT...D1

Bearing number	Housing number ¹⁾	Unit number ¹⁾ cast dust cover type	Nominal dimensions			Mass (approx.)	
			mm		inch	kg	lb
			t	L ₄	A ₅	UCT	C(CM)
UC312D1	T312D1	C(CM)-UCT312D1	16	227	135	7.6	10
UC312-204D1	T312D1	C(CM)-UCT312-204D1					
UC312-205D1	T312D1	C(CM)-UCT312-205D1					
UC312-206D1	T312D1	C(CM)-UCT312-206D1	5/8	8 15/16	5 5/16	17	22
UC312-207D1	T312D1	C(CM)-UCT312-207D1					
UC313D1	T313D1	C(CM)-UCT313D1	19	244	140	9.4	12
UC313-208D1	T313D1	C(CM)-UCT313-208D1					
UC313-209D1	T313D1	C(CM)-UCT313-209D1	3/4	9 19/32	5 1/2	21	26
UC314D1	T314D1	C(CM)-UCT314D1	19	258	140	11	14
UC314-210D1	T314D1	C(CM)-UCT314-210D1					
UC314-211D1	T314D1	C(CM)-UCT314-211D1	3/4	10 5/32	5 1/2	24	31
UC314-212D1	T314D1	C(CM)-UCT314-212D1					
UC315D1	T315D1	C(CM)-UCT315D1	19	268	150	13	17
UC315-213D1	T315D1	C(CM)-UCT315-213D1					
UC315-214D1	T315D1	C(CM)-UCT315-214D1					
UC315-215D1	T315D1	C(CM)-UCT315-215D1	3/4	10 9/16	5 29/32	29	37
UC315-300D1	T315D1	C(CM)-UCT315-300D1					
UC316D1	T316D1	C(CM)-UCT316D1	18	287	155	16	20
UC316-301D1	T316D1	C(CM)-UCT316-301D1					
UC316-302D1	T316D1	C(CM)-UCT316-302D1	23/32	11 5/16	6 3/32	35	44
UC316-303D1	T316D1	C(CM)-UCT316-303D1					
UC317D1	T317D1	C(CM)-UCT317D1	21	303	170	19	25
UC317-304D1	T317D1	C(CM)-UCT317-304D1					
UC317-305D1	T317D1	C(CM)-UCT317-305D1	13/16	11 15/16	6 11/16	42	55
UC317-307D1	T317D1	C(CM)-UCT317-307D1					
UC318D1	T318D1	C(CM)-UCT318D1	21	317	170	21	27
UC318-307D1	T318D1	C(CM)-UCT318-307D1					
UC318-308D1	T318D1	C(CM)-UCT318-308D1	13/16	12 15/32	6 11/16	46	60
UC319D1	T319D1	C(CM)-UCT319D1	20	327	180	24	31
UC319-310D1	T319D1	C(CM)-UCT319-310D1					
UC319-311D1	T319D1	C(CM)-UCT319-311D1	25/32	12 7/8	7 3/32	53	68
UC319-312D1	T319D1	C(CM)-UCT319-312D1					

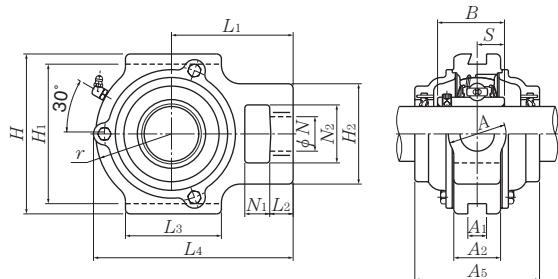
Take-up units cast housing
Set screw type



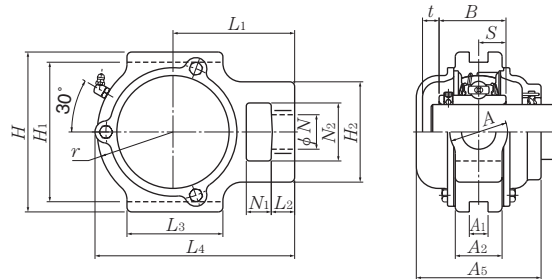
Shaft dia. mm inch	Unit number ¹⁾	Nominal dimensions															
		<i>N</i> ₁	<i>L</i> ₂	<i>H</i> ₂	<i>N</i> ₂	<i>N</i>	<i>L</i> ₃	<i>A</i> ₁	<i>H</i> ₁	<i>H</i>	<i>L</i>	<i>A</i> ₂	<i>A</i>	<i>r</i>	<i>L</i> ₁	<i>B</i>	<i>S</i>
100	UCT320D1	48	34	175	115	59	200	35	260	290	345	75	120	135	210	108	42
3 ¹³ / ₁₆	UCT320-313D1																
3 ⁷ / ₈	UCT320-314D1																
3 ¹⁵ / ₁₆	UCT320-315D1	1 ⁷ / ₈	1 ¹¹ / ₃₂	6 ⁷ / ₈	4 ¹⁷ / ₃₂	2 ⁵ / ₁₆	7 ⁷ / ₈	1.378	10 ¹⁵ / ₆₄	11 ¹³ / ₃₂	13 ¹⁹ / ₃₂	2 ¹⁵ / ₁₆	4 ²³ / ₃₂	5 ⁵ / ₁₆	8 ⁹ / ₃₂	4.2520	1.654
4	UCT320-400D1																
105	UCT321D1	48	34	175	115	59	200	35	260	290	347	75	120	135	212	112	44
110	UCT322D1	52	40	185	125	65	215	38	285	320	385	80	130	150	235	117	46
120	UCT324D1	60	44	210	140	70	230	45	320	355	432	90	140	165	267	126	51
130	UCT326D1	65	47	220	150	75	240	50	350	385	465	100	150	180	285	135	54
140	UCT328D1	70	52	230	160	80	255	50	380	415	515	100	155	200	315	145	59

Remarks: 1) These numbers indicate relubricatable type. If maintenance free type is needed, please order without suffix "D1".

Note: Please refer to page 44 for size of grease fitting.



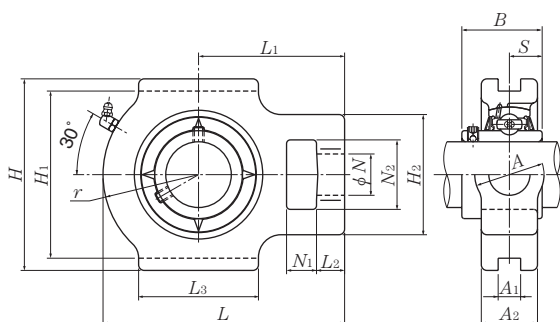
Cast dust cover type (Open end)
C-UCT...D1



Cast dust cover type (Close end)
CM-UCT...D1

Bearing number	Housing number ¹⁾	Unit number ¹⁾ cast dust cover type	Nominal dimensions			Mass (approx.)	
			mm		inch	kg	lb
			t	L ₄	A ₅	UCT	C(CM)
UC320D1	T320D1	C(CM)-UCT320D1	20	350	190	30	38
UC320-313D1	T320D1	C(CM)-UCT320-313D1					
UC320-314D1	T320D1	C(CM)-UCT320-314D1	25/32	13 25/32	7 15/32	66	84
UC320-315D1	T320D1	C(CM)-UCT320-315D1					
UC320-400D1	T320D1	C(CM)-UCT320-400D1					
UC321D1D1	T321D1	C(CM)-UCT321D1	20	359	195	32	43
UC322D1D1	T322D1	C(CM)-UCT322D1	20	395	200	40	55
UC324D1D1	T324D1	C(CM)-UCT324D1	22	439	215	55	71
UC326D1D1	T326D1	C(CM)-UCT326D1	21	476	225	69	92
UC328D1D1	T328D1	C(CM)-UCT328D1	21	519	235	84	111

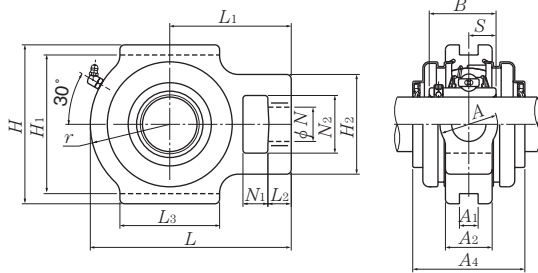
Take-up units cast housing Set screw type



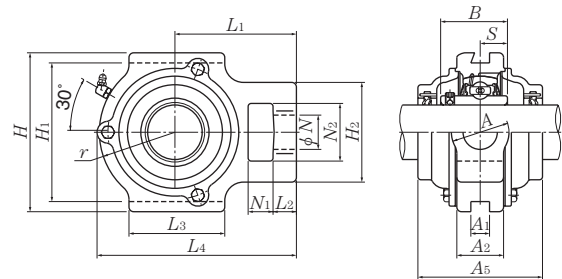
Shaft dia. mm inch	Unit number ¹⁾	Nominal dimensions															
		<i>N</i> ₁	<i>L</i> ₂	<i>H</i> ₂	<i>N</i> ₂	<i>N</i>	<i>L</i> ₃	<i>A</i> ₁	<i>H</i> ₁	<i>H</i>	<i>L</i>	<i>A</i> ₂	<i>A</i>	<i>r</i>	<i>L</i> ₁	<i>B</i>	<i>S</i>
25 13/16 7/8 15/16 1	UCTX05D1 UCTX05-013D1 UCTX05-014D1 UCTX05-015D1 UCTX05-100D1	16	12	56	37	22	57	12	89	102	113	28	37	43	70	38.1	15.9
		5/8	15/32	27/32	115/32	7/8	2 1/4	0.472	3 1/2	4 1/32	4 7/16	1 3/32	1 15/32	1 11/16	2 3/4	1.5000	0.626
30 1 1/16 1 1/8 1 3/16 1 1/4	UCTX06D1 UCTX06-101D1 UCTX06-102D1 UCTX06-103D1 UCTX06-104D1	16	15	64	37	22	64	12	89	102	129	30	37	51	78	42.9	17.5
		5/8	19/32	2 17/32	1 15/32	7/8	2 17/32	0.472	3 1/2	4 1/32	5 3/32	1 3/16	1 15/32	2	3 1/16	1.6890	0.689
35 1 5/16 1 3/8 1 7/16	UCTX07D1 UCTX07-105D1 UCTX07-106D1 UCTX07-107D1	19	17	83	49	29	83	16	102	114	144	36	49	56	88	49.2	19
		3/4	2 1/32	3 9/32	1 15/16	1 5/32	3 9/32	0.630	4 1/64	4 1/2	5 21/32	1 13/32	1 15/16	2 7/32	3 15/32	1.9370	0.748
40 1 1/2 1 9/16	UCTX08D1 UCTX08-108D1 UCTX08-109D1	19	17	83	49	29	83	16	102	117	144	36	49	57	87	49.2	19
		3/4	2 1/32	3 9/32	1 15/16	1 5/32	3 9/32	0.630	4 1/64	4 19/32	5 21/32	1 13/32	1 15/16	2 1/4	3 7/16	1.9370	0.748
45 1 5/8 1 11/16 1 3/4 1 13/16	UCTX09D1 UCTX09-110D1 UCTX09-111D1 UCTX09-112D1 UCTX09-113D1	19	18	83	49	29	86	16	102	117	151	38	49	59	92	51.6	19
		3/4	23/32	3 9/32	1 15/16	1 5/32	3 3/8	0.630	4 1/64	4 19/32	5 15/16	1 1/2	1 15/16	2 5/16	3 5/8	2.0315	0.748
50 1 7/8 1 15/16 2	UCTX10D1 UCTX10-114D1 UCTX10-115D1 UCTX10-200D1	25	21	102	64	35	95	22	130	146	171	42	64	65	106	55.6	22.2
		3 1/32	13/16	4 1/32	2 17/32	1 3/8	3 3/4	0.866	5 1/8	5 3/4	6 23/32	1 21/32	2 17/32	2 9/16	4 3/16	2.1890	0.874

Remarks: 1) These numbers indicate relubricatable type. If maintenance free type is needed, please order without suffix "D1".

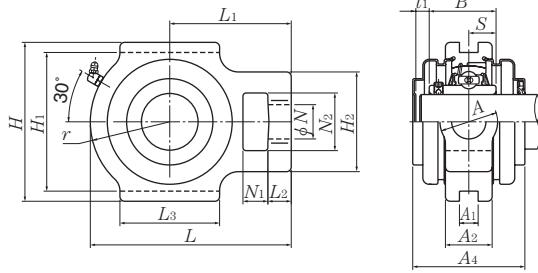
Note: Please refer to page 44 for size of grease fitting.



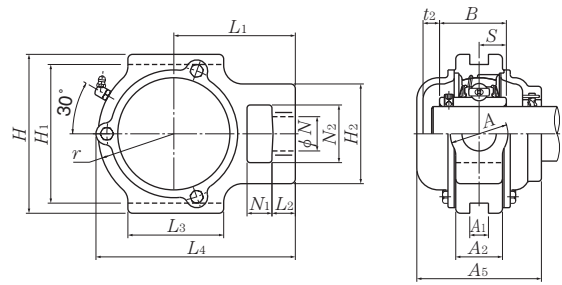
Press steel dust cover type (Open end)
S-UCT...D1



Cast dust cover type (Open end)
C-UCT...D1



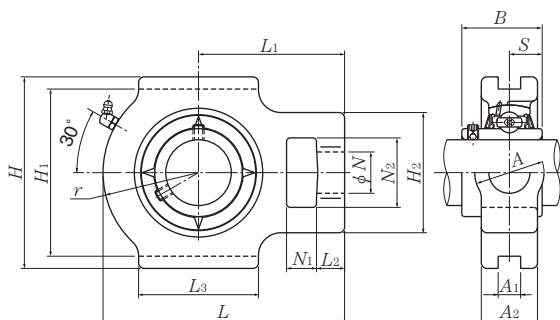
Press steel dust cover type (Close end)
SM-UCT...D1



Cast dust cover type (Close end)
CM-UCT...D1

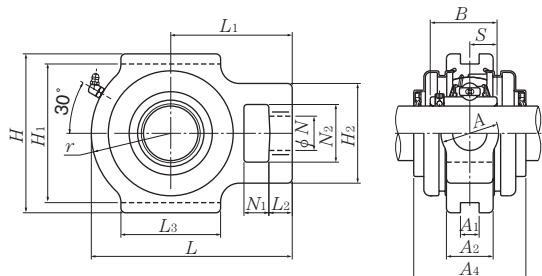
Bearing number	Housing number ¹⁾	Unit number ¹⁾ pressed steel dust cover type	Unit number ¹⁾ cast dust cover type	Nominal dimensions					Mass (approx.)		
				mm		inch			kg		lb
				t ₁	t ₂	A ₄	L ₄	A ₅	UCT	S(SM)	C(CM)
UCX05D1	TX05D1	S(SM)-UCTX05D1	C(CM)-UCTX05D1	7	11	62	113.5	75	1.4	1.5	1.8
UCX05-013D1	TX05D1	S(SM)-UCTX05-013D1	C(CM)-UCTX05-013D1								
UCX05-014D1	TX05D1	S(SM)-UCTX05-014D1	C(CM)-UCTX05-014D1	9/32	7/16	27/16	4 15/32	2 15/16	3.1	3.3	4.0
UCX05-015D1	TX05D1	S(SM)-UCTX05-015D1	C(CM)-UCTX05-015D1								
UCX05-100D1	TX05D1	S(SM)-UCTX05-100D1	C(CM)-UCTX05-100D1								
UCX06D1	TX06D1	S(SM)-UCTX06D1	C(CM)-UCTX06D1	8	10	72	129	80	1.8	2.0	2.3
UCX06-101D1	TX06D1	S(SM)-UCTX06-101D1	C(CM)-UCTX06-101D1								
UCX06-102D1	TX06D1	S(SM)-UCTX06-102D1	C(CM)-UCTX06-102D1	5/16	25/64	2 27/32	5 3/32	3 5/32	4.0	4.4	5.1
UCX06-103D1	TX06D1	S(SM)-UCTX06-103D1	C(CM)-UCTX06-103D1								
UCX06-104D1	TX06D1	S(SM)-UCTX06-104D1	C(CM)-UCTX06-104D1								
UCX07D1	TX07D1	S(SM)-UCTX07D1	C(CM)-UCTX07D1	8	9	82	144	90	2.6	2.8	3.5
UCX07-105D1	TX07D1	S(SM)-UCTX07-105D1	C(CM)-UCTX07-105D1								
UCX07-106D1	TX07D1	S(SM)-UCTX07-106D1	C(CM)-UCTX07-106D1	5/16	23/64	3 7/32	5 21/32	3 17/32	5.7	6.2	7.7
UCX07-107D1	TX07D1	S(SM)-UCTX07-107D1	C(CM)-UCTX07-107D1								
UCX08D1	TX08D1	S(SM)-UCTX08D1	C(CM)-UCTX08D1	8	12	82	144.5	95	2.6	2.8	3.5
UCX08-108D1	TX08D1	S(SM)-UCTX08-108D1	C(CM)-UCTX08-108D1								
UCX08-109D1	TX08D1	S(SM)-UCTX08-109D1	C(CM)-UCTX08-109D1	5/16	15/32	3 7/32	5 11/16	3 3/4	5.7	6.2	7.7
UCX09D1	TX09D1	S(SM)-UCTX09D1	C(CM)-UCTX09D1	8	12	87	152	100	2.7	3.0	3.7
UCX09-110D1	TX09D1	S(SM)-UCTX09-110D1	C(CM)-UCTX09-110D1								
UCX09-111D1	TX09D1	S(SM)-UCTX09-111D1	C(CM)-UCTX09-111D1								
UCX09-112D1	TX09D1	S(SM)-UCTX09-112D1	C(CM)-UCTX09-112D1	5/16	15/32	3 7/16	5 31/32	3 15/16	6.0	6.6	8.2
UCX09-113D1	TX09D1	S(SM)-UCTX09-113D1	C(CM)-UCTX09-113D1								
UCX10D1	TX10D1	S(SM)-UCTX10D1	C(CM)-UCTX10D1	10	11	92	171.5	100	4.2	4.6	5.4
UCX10-114D1	TX10D1	S(SM)-UCTX10-114D1	C(CM)-UCTX10-114D1								
UCX10-115D1	TX10D1	S(SM)-UCTX10-115D1	C(CM)-UCTX10-115D1	25/64	7/16	3 5/8	6 3/4	3 15/16	9.3	10	12
UC211-200D1	TX10D1	S(SM)-UCTX10-200D1	C(CM)-UCTX10-200D1								

Take-up units cast housing
Set screw type

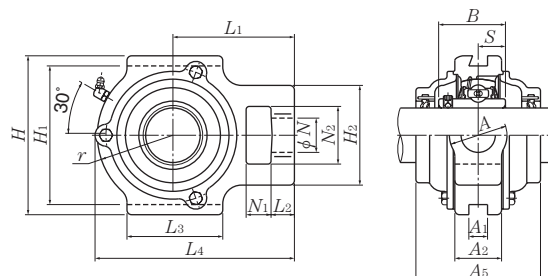


Shaft dia. mm inch	Unit number ¹⁾	Nominal dimensions															
		<i>N</i> ₁	<i>L</i> ₂	<i>H</i> ₂	<i>N</i> ₂	<i>N</i>	<i>L</i> ₃	<i>A</i> ₁	<i>H</i> ₁	<i>H</i>	<i>L</i>	<i>A</i> ₂	<i>A</i>	<i>r</i>	<i>L</i> ₁	<i>B</i>	<i>S</i>
55 2 1/16 2 1/8	UCTX11D1 UCTX11-201D1 UCTX11-202D1	32	21	102	64	35	102	22	130	146	194	44	64	75	119	65.1	25.4
2 3/16 2 1/4 2 5/16	UCTX11-203D1 UCTX11-204D1 UCTX11-205D1	1 1/4	1 3/16	4 1/32	2 17/32	1 3/8	4 1/32	0.866	5 1/8	5 3/4	7 5/8	1 23/32	2 17/32	2 15/16	4 11/16	2.5630	1.000
60 2 3/8 2 7/16	UCTX12D1 UCTX12-206D1 UCTX12-207D1	32	23	111	70	41	121	26	151	167	224	48	70	87	137	65.1	25.4
2 9/16	UCTX12-206D1 UCTX12-207D1	1 1/4	29/32	4 3/8	2 3/4	1 5/8	4 3/4	1.024	5 15/16	6 9/16	8 13/16	1 7/8	2 3/4	3 7/16	5 13/32	2.5630	1.000
65 2 1/2 2 9/16	UCTX13D1 UCTX13-208D1 UCTX13-209D1	32	23	111	70	41	121	26	151	167	224	48	70	87	137	74.6	30.2
2 1/2 2 9/16	UCTX13-208D1 UCTX13-209D1	1 1/4	29/32	4 3/8	2 3/4	1 5/8	4 3/4	1.024	5 15/16	6 9/16	8 13/16	1 7/8	2 3/4	3 7/16	5 13/32	2.9370	1.189
70 2 5/8 2 11/16 2 3/4	UCTX14D1 UCTX14-210D1 UCTX14-211D1 UCTX14-212D1	32	23	111	70	41	121	26	151	167	232	48	70	92	140	77.8	33.3
2 11/16 2 3/4	UCTX14-211D1 UCTX14-212D1	1 1/4	29/32	4 3/8	2 3/4	1 5/8	4 3/4	1.024	5 15/16	6 9/16	9 1/8	1 7/8	2 3/4	3 5/8	5 1/2	3.0630	1.311
75 2 13/16 2 7/8 2 15/16 3	UCTX15D1 UCTX15-213D1 UCTX15-214D1 UCTX15-215D1 UCTX15-300D1	32	23	111	70	41	121	28	165	184	235	48	70	95	140	82.6	33.3
2 13/16 2 7/8 2 15/16 3	UCTX15-213D1 UCTX15-214D1 UCTX15-215D1 UCTX15-300D1	1 1/4	29/32	4 3/8	2 3/4	1 5/8	4 3/4	1.102	6 1/2	7 1/4	9 1/4	1 7/8	2 3/4	3 3/4	5 1/2	3.2520	1.311
80 3 1/16 3 1/8 3 3/16 3 1/4	UCTX16D1 UCTX16-301D1 UCTX16-302D1 UCTX16-303D1 UCTX16-304D1	38	30	124	73	48	157	28	173	198	260	54	73	98	162	85.7	34.1
3 1/16 3 1/8 3 3/16 3 1/4	UCTX16-301D1 UCTX16-302D1 UCTX16-303D1 UCTX16-304D1	1 1/2	1 3/16	4 7/8	2 7/8	1 7/8	6 3/16	1.102	6 13/16	7 25/32	10 1/4	2 1/8	2 7/8	3 27/32	6 3/8	3.3740	1.343

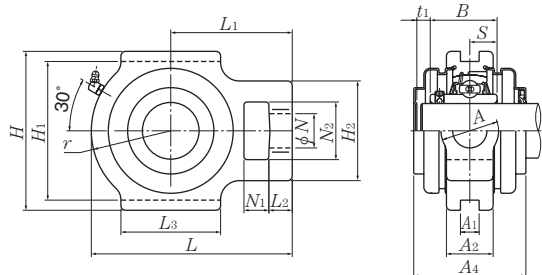
Remarks: 1) These numbers indicate relubricatable type. If maintenance free type is needed, please order without suffix "D1".
Note: Please refer to page 44 for size of grease fitting.



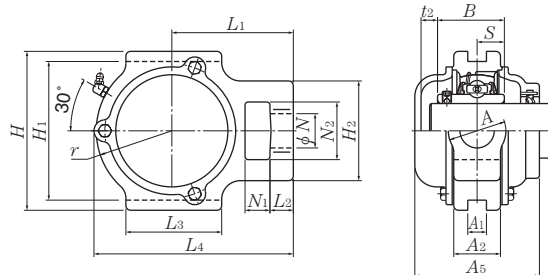
Press steel dust cover type (Open end)
S-UCT...D1



Cast dust cover type (Open end)
C-UCT...D1



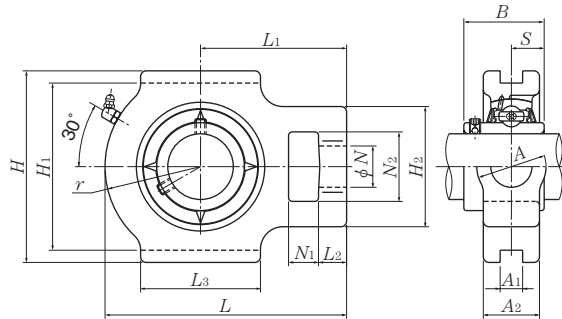
Press steel dust cover type (Close end)
SM-UCT...D1



Cast dust cover type (Close end)
CM-UCT...D1

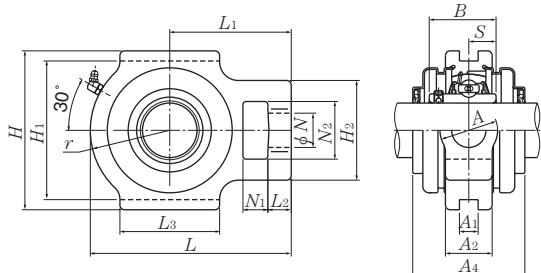
Bearing number	Housing number ¹⁾	Unit number ¹⁾ pressed steel dust cover type	Unit number ¹⁾ cast dust cover type	Nominal dimensions					Mass (approx.)		
				mm		inch			kg		lb
				t ₁	t ₂	A ₄	L ₄	A ₅	UCT	S(SM)	C(CM)
UCX11D1	TX11D1	S(SM)-UCTX11D1	C(CM)-UCTX11D1	8	12	102	194	115	5.2	5.6	6.7
UCX11-201D1	TX11D1	S(SM)-UCTX11-201D1	C(CM)-UCTX11-201D1								
UCX11-202D1	TX11D1	S(SM)-UCTX11-202D1	C(CM)-UCTX11-202D1								
UCX11-203D1	TX11D1	S(SM)-UCTX11-203D1	C(CM)-UCTX11-203D1	5/16	15/32	4 1/32	7 5/8	4 17/32	11	12	15
UC212-204D1	TX11D1	S(SM)-UCTX11-204D1	C(CM)-UCTX11-204D1								
UC212-205D1	TX11D1	S(SM)-UCTX11-205D1	C(CM)-UCTX11-205D1								
UCX12D1	TX12D1	S(SM)-UCTX12D1	C(CM)-UCTX12D1	11	15	107	224	120	7.2	7.7	9.0
UCX12-206D1	TX12D1	S(SM)-UCTX12-206D1	C(CM)-UCTX12-206D1	7/16	19/32	4 7/32	8 13/16	4 23/32	16	17	20
UCX12-207D1	TX12D1	S(SM)-UCTX12-207D1	C(CM)-UCTX12-207D1								
UCX13D1	TX13D1	—	C(CM)-UCTX13D1	—	17	—	224	135	7.5	—	9.8
UCX13-208D1	TX13D1	—	C(CM)-UCTX13-208D1	—	2 1/32	—	8 13/16	5 5/16	17	—	22
UCX13-209D1	TX13D1	—	C(CM)-UCTX13-209D1	—							
UCX14D1	TX14D1	—	C(CM)-UCTX14D1	—	17	—	232	135	7.7	—	10
UCX14-210D1	TX14D1	—	C(CM)-UCTX14-210D1	—							
UCX14-211D1	TX14D1	—	C(CM)-UCTX14-211D1	—	2 1/32	—	9 1/8	5 5/16	17	—	22
UCX14-212D1	TX14D1	—	C(CM)-UCTX14-212D1	—							
UCX15D1	TX15D1	—	C(CM)-UCTX15D1	—	17	—	235	145	8.3	—	11
UCX15-213D1	TX15D1	—	C(CM)-UCTX15-213D1	—							
UCX15-214D1	TX15D1	—	C(CM)-UCTX15-214D1	—	2 1/32	—	9 1/4	5 23/32	18	—	24
UCX15-215D1	TX15D1	—	C(CM)-UCTX15-215D1	—							
UCX15-300D1	TX15D1	—	C(CM)-UCTX15-300D1	—							
UCX16D1	TX16D1	—	C(CM)-UCTX16D1	—	19	—	260	155	11	—	14
UCX16-301D1	TX16D1	—	C(CM)-UCTX16-301D1	—							
UCX16-302D1	TX16D1	—	C(CM)-UCTX16-302D1	—	3/4	—	10 1/4	6 3/32	24	—	31
UCX16-303D1	TX16D1	—	C(CM)-UCTX16-303D1	—							
UC217-304D1	TX16D1	—	C(CM)-UCTX16-304D1	—							

Take-up units cast housing
Set screw type

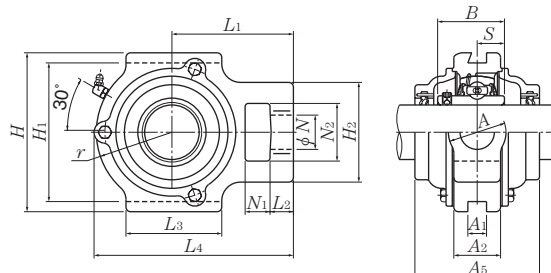


Shaft dia.	Unit number ¹⁾	Nominal dimensions															
		mm								inch							
mm inch		N_1	L_2	H_2	N_2	N	L_3	A_1	H_1	H	L	A_2	A	r	L_1	B	S
85	UCTX17D1	38	30	124	73	48	157	28	173	198	260	54	73	98	162	96	39.7
$3\frac{5}{16}$	UCTX17-305D1	$1\frac{1}{2}$	$1\frac{3}{16}$	$4\frac{7}{8}$	$2\frac{7}{8}$	$1\frac{7}{8}$	$6\frac{3}{16}$	1.102	$6\frac{13}{16}$	$7\frac{25}{32}$	$10\frac{1}{4}$	$2\frac{1}{8}$	$2\frac{7}{8}$	$3\frac{27}{32}$	$6\frac{3}{8}$	3.7795	1.563
$3\frac{7}{16}$	UCTX17-307D1																

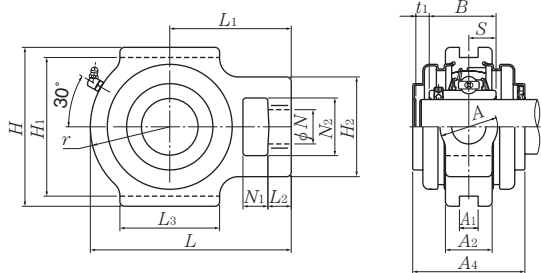
Remarks: 1) These numbers indicate relubricatable type. If maintenance free type is needed, please order without suffix "D1".
Note: Please refer to page44 for size of grease fitting.



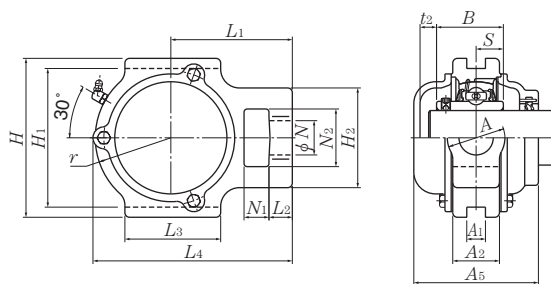
Press steel dust cover type (Open end)
S-UCT...D1



Cast dust cover type (Open end)
C-UCT...D1



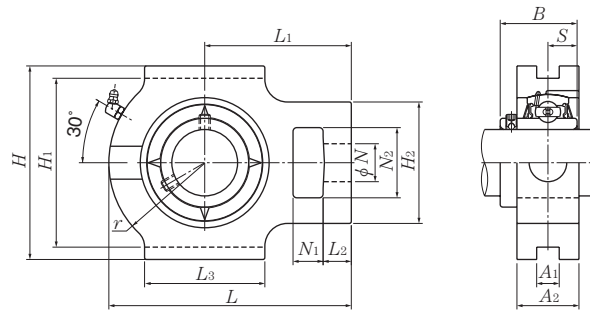
Press steel dust cover type (Close end)
SM-UCT...D1



Cast dust cover type (Close end)
CM-UCT...D1

Bearing number	Housing number ¹⁾	Unit number ¹⁾ pressed steel dust cover type	Unit number ¹⁾ cast dust cover type	Nominal dimensions					Mass (approx.)		
				mm		inch			kg		lb
				t ₁	t ₂	A ₄	L ₄	A ₅	UCT	S(SM)	C(CM)
UCX17D1	TX17D1	—	C(CM)-UCTX17D1	—	20	—	262	165	11	—	15
UCX17-305D1	TX17D1	—	C(CM)-UCTX17-305D1	—	25/32	—	10 5/16	6 1/2	24	—	33
UCX17-307D1	TX17D1	—	C(CM)-UCTX17-307D1	—	—	—	—	—	—	—	—

Take-up units (Steel series)
Set screw type



Shaft dia. mm	Unit number ¹⁾	Nominal dimensions														
		mm														
		N ₁	L ₂	H ₂	N ₂	N	L ₃	A ₁	H ₁	H	L	A ₂	r	L ₁	B	S
12	UCTG201D1	16	12	51	32	19	51	12	76	89	94	30	33	61	31	12.7
15	UCTG202D1	16	12	51	32	19	51	12	76	89	94	30	33	61	31	12.7
17	UCTG203D1	16	12	51	32	19	51	12	76	89	94	30	33	61	31	12.7
20	UCTG204D1	16	12	51	32	19	51	12	76	89	94	30	33	61	31	12.7
25	UCTG205D1	16	12	51	32	19	51	12	76	89	97	30	35	62	34.1	14.3
30	UCTG206D1	16	12	56	37	22	57	12	89	102	113	35	43	70	38.1	15.9
35	UCTG207D1	16	15	64	37	22	64	12	89	102	129	35	51	78	42.9	17.5
40	UCTG208D1	19	18	83	49	29	83	16	102	114	144	45	56	88	49.2	19
45	UCTG209D1	19	18	83	49	29	83	16	102	117	145	45	57	88	49.2	19
50	UCTG210D1	19	18	83	49	29	86	16	102	117	151	45	59	92	51.6	19
55	UCTG211D1	25	21	102	64	35	95	22	130	146	171	55	65	106	55.6	22.2
60	UCTG212D1	32	21	102	64	35	102	22	130	146	194	55	75	119	65.1	25.4
65	UCTG213D1	32	23	111	70	41	121	26	151	167	224	60	87	137	65.1	25.4
70	UCTG214D1	32	23	111	70	41	121	26	151	167	224	60	87	137	74.6	30.2
75	UCTG215D1	32	23	111	70	41	121	26	151	167	232	60	92	140	77.8	33.3
80	UCTG216D1	32	23	111	70	41	121	26	165	184	235	60	95	140	82.6	33.3
85	UCTG217D1	38	31	124	73	48	157	30	173	198	260	70	98	162	85.7	34.1

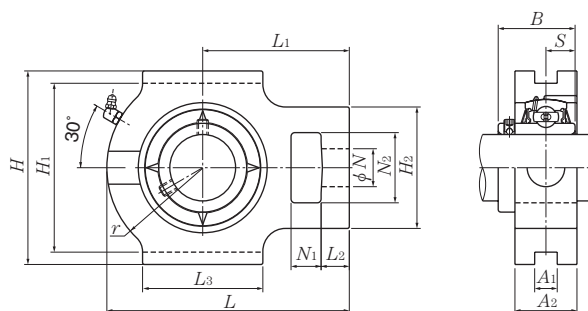
Remarks: 1) These numbers indicate relubricatable type. If maintenance free type is needed, please order without suffix "D1".

Note: 1) Please refer to page 44 for size of grease fitting.

2) Please refer to page 414-419 for inch series bearings.

Bearing number	Housing number ¹⁾	Mass (approx.) kg
UC201D1	TG204D1	1.2
UC202D1	TG204D1	1.2
UC203D1	TG204D1	1.1
UC204D1	TG204D1	1.1
UC205D1	TG205D1	1.1
UC206D1	TG206D1	1.7
UC207D1	TG207D1	2.0
UC208D1	TG208D1	3.3
UC209D1	TG209D1	3.2
UC210D1	TG210D1	3.3
UC211D1	TG211D1	5.7
UC212D1	TG212D1	6.4
UC213D1	TG213D1	9.6
UC214D1	TG214D1	9.4
UC215D1	TG215D1	9.7
UC216D1	TG216D1	10
UC217D1	TG217D1	15

Take-up units (Steel series)
Set screw type



Shaft dia. mm	Unit number ¹⁾	Nominal dimensions														
		mm														
		<i>N</i> ₁	<i>L</i> ₂	<i>H</i> ₂	<i>N</i> ₂	<i>N</i>	<i>L</i> ₃	<i>A</i> ₁	<i>H</i> ₁	<i>H</i>	<i>L</i>	<i>A</i> ₂	<i>r</i>	<i>L</i> ₁	<i>B</i>	<i>S</i>
25	UCTG305D1	16	14	62	36	26	65	12	80	89	122	35	46	76	38	15
30	UCTG306D1	18	16	70	41	28	74	16	90	100	137	40	52	85	43	17
35	UCTG307D1	20	17	75	45	30	80	16	100	111	150	40	56	94	48	19
40	UCTG308D1	22	19	83	50	32	89	18	112	124	162	45	62	100	52	19
45	UCTG309D1	24	20	90	55	34	97	18	125	138	178	50	68	110	57	22
50	UCTG310D1	27	22	98	61	37	106	20	140	151	192	55	74	118	61	22
55	UCTG311D1	29	23	105	66	39	115	22	150	163	207	60	80	127	66	25
60	UCTG312D1	31	25	113	71	41	123	22	160	178	220	65	85	135	71	26
65	UCTG313D1	32	27	116	70	43	134	26	170	190	238	65	92	146	75	30
70	UCTG314D1	36	27	130	85	46	140	26	180	202	252	70	97	155	78	33
75	UCTG315D1	36	27	132	85	46	150	26	192	216	262	70	102	160	82	32
80	UCTG316D1	42	30	150	98	53	160	30	204	230	282	80	108	174	86	34
85	UCTG317D1	42	32	152	98	53	170	32	214	240	298	80	115	183	96	40
90	UCTG318D1	46	32	160	106	57	175	32	228	255	312	90	120	192	96	40
95	UCTG319D1	46	33	165	106	57	180	35	240	270	322	90	125	197	103	41
100	UCTG320D1	48	34	175	115	59	200	35	260	290	345	100	135	210	108	42
105	UCTG321D1	48	34	175	115	59	200	35	260	290	347	100	135	212	112	44
110	UCTG322D1	52	40	185	125	65	215	38	285	320	385	100	150	235	117	46
120	UCTG324D1	60	44	210	140	70	230	45	320	355	432	110	165	267	126	51
130	UCTG326D1	65	47	220	150	75	240	50	350	385	465	120	180	285	135	54
140	UCTG328D1	70	52	230	160	80	255	50	380	415	515	120	200	315	145	59

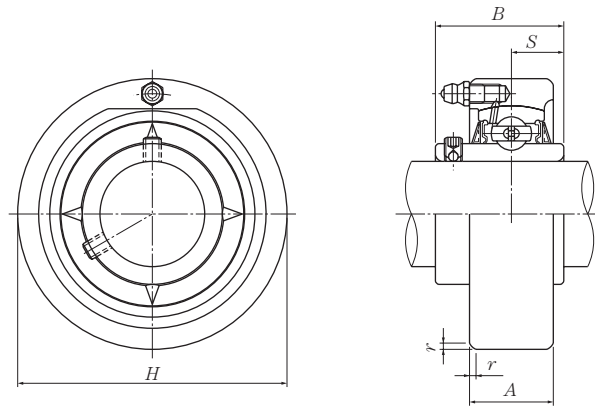
Remarks: 1) These numbers indicate relubricatable type. If maintenance free type is needed, please order without suffix "D1".

Note: 1) Please refer to page 44 for size of grease fitting.

2) Please refer to page 420-425 for inch series bearings.

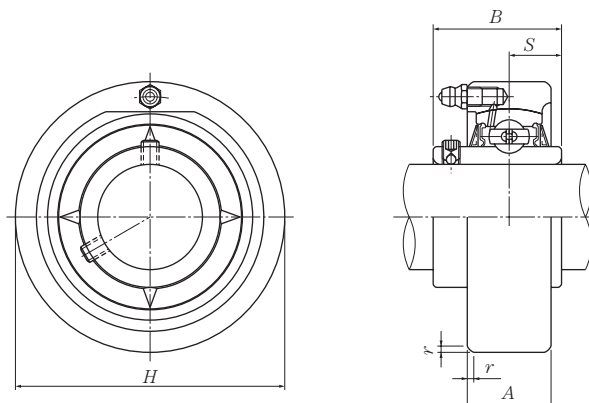
Bearing number	Housing number ¹⁾	Mass (approx.) kg
UC305D1	TG305D1	1.8
UC306D1	TG306D1	2.5
UC307D1	TG307D1	3.0
UC308D1	TG308D1	4.0
UC309D1	TG309D1	5.4
UC310D1	TG310D1	6.9
UC311D1	TG311D1	8.6
UC312D1	TG312D1	11
UC313D1	TG313D1	12
UC314D1	TG314D1	15
UC315D1	TG315D1	17
UC316D1	TG316D1	22
UC317D1	TG317D1	24
UC318D1	TG318D1	29
UC319D1	TG319D1	31
UC320D1	TG320D1	41
UC321D1	TG321D1	40
UC322D1	TG322D1	49
UC324D1	TG324D1	68
UC326D1	TG326D1	85
UC328D1	TG328D1	103

**Cartridge units cast housing
Set screw type**



Shaft dia. mm inch	Unit number ¹⁾	Nominal dimensions					Bearing number	Housing number ¹⁾	Mass (approx.) kg lb
		H	A	r	B	S			
12 1/2	UCC201D1	72	20	2	31	12.7	UC201D1	C204D1	0.5
	UCC201-008D1	2.8346	25/32	0.079	1.2205	0.500	UC201-008D1	C204D1	1.1
15 9/16 5/8	UCC202D1	72	20	2	31	12.7	UC202D1	C204D1	0.5
	UCC202-009D1	2.8346	25/32	0.079	1.2205	0.500	UC202-009D1	C204D1	1.1
	UCC202-010D1						UC202-010D1	C204D1	
17 1 1/16	UCC203D1	72	20	2	31	12.7	UC203D1	C204D1	0.5
	UCC203-011D1	2.8346	25/32	0.079	1.2205	0.500	UC203-011D1	C204D1	1.1
20 3/4	UCC204D1	72	20	2	31	12.7	UC204D1	C204D1	0.5
	UCC204-012D1	2.8346	25/32	0.079	1.2205	0.500	UC204-012D1	C204D1	1.1
25 13/16 7/8 15/16 1	UCC205D1	80	22	2	34.1	14.3	UC205D1	C205D1	0.6
	UCC205-013D1						UC205-013D1	C205D1	
	UCC205-014D1	3.1496	55/64	0.079	1.3425	0.563	UC205-014D1	C205D1	1.3
	UCC205-015D1						UC205-015D1	C205D1	
	UCC205-100D1						UC205-100D1	C205D1	
30 1 1/16 1 1/8 1 3/16 1 1/4	UCC206D1	85	27	2	38.1	15.9	UC206D1	C206D1	0.8
	UCC206-101D1						UC206-101D1	C206D1	
	UCC206-102D1	3.3465	1 1/16	0.079	1.5000	0.626	UC206-102D1	C206D1	1.8
	UCC206-103D1						UC206-103D1	C206D1	
	UCC206-104D1						UC206-104D1	C206D1	
35 1 1/4 1 5/16 1 3/8 1 7/16	UCC207D1	90	28	2	42.9	17.5	UC207D1	C207D1	0.9
	UCC207-104D1						UC207-104D1	C207D1	
	UCC207-105D1	3.5433	1 7/64	0.079	1.6890	0.689	UC207-105D1	C207D1	2.0
	UCC207-106D1						UC207-106D1	C207D1	
	UCC207-107D1						UC207-107D1	C207D1	
40 1 1/2 1 9/16	UCC208D1	100	30	2.5	49.2	19	UC208D1	C208D1	1.2
	UCC208-108D1	3.9370	1 3/16	0.098	1.9370	0.748	UC208-108D1	C208D1	2.7
	UCC208-109D1						UC208-109D1	C208D1	
45 1 5/8 1 11/16 1 3/4	UCC209D1	110	31	2.5	49.2	19	UC209D1	C209D1	1.5
	UCC209-110D1						UC209-110D1	C209D1	
	UCC209-111D1	4.3307	1 7/32	0.098	1.9370	0.748	UC209-111D1	C209D1	3.3
	UCC209-112D1						UC209-112D1	C209D1	

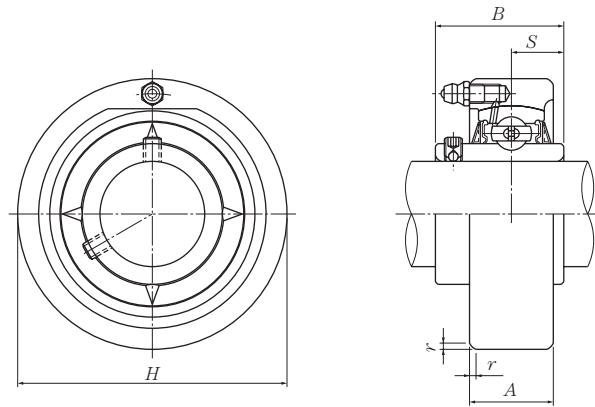
Remarks: 1) These numbers indicate relubricatable type. If maintenance free type is needed, please order without suffix "D1".
Note: Please refer to page 44 for size of grease fitting.



Shaft dia. mm inch	Unit number ¹⁾	Nominal dimensions					Bearing number	Housing number ¹⁾	Mass (approx.) kg lb
		mm		inch					
		H	A	r	B	S			
50	UCC210D1	120	33	2.5	51.6	19	UC210D1	C210D1	1.9
$1\frac{13}{16}$	UCC210-113D1						UC210-113D1	C210D1	
$1\frac{7}{8}$	UCC210-114D1						UC210-114D1	C210D1	
$1\frac{15}{16}$	UCC210-115D1	4.7244	$1\frac{19}{64}$	0.098	2.0315	0.748	UC210-115D1	C210D1	4.2
2	UCC210-200D1						UC210-200D1	C210D1	
55	UCC211D1	125	35	2.5	55.6	22.2	UC211D1	C211D1	2.1
2	UCC211-200D1						UC211-200D1	C211D1	
$2\frac{1}{16}$	UCC211-201D1						UC211-201D1	C211D1	
$2\frac{1}{8}$	UCC211-202D1	4.9213	$1\frac{3}{8}$	0.098	2.1890	0.874	UC211-202D1	C211D1	4.6
$2\frac{3}{16}$	UCC211-203D1						UC211-203D1	C211D1	
60	UCC212D1	130	38	2.5	65.1	25.4	UC212D1	C212D1	2.5
$2\frac{1}{4}$	UCC212-204D1						UC212-204D1	C212D1	
$2\frac{5}{16}$	UCC212-205D1						UC212-205D1	C212D1	
$2\frac{3}{8}$	UCC212-206D1	5.1181	$1\frac{1}{2}$	0.098	2.5630	1.000	UC212-206D1	C212D1	5.5
$2\frac{7}{16}$	UCC212-207D1						UC212-207D1	C212D1	
65	UCC213D1	140	40	3	65.1	25.4	UC213D1	C213D1	3.0
$2\frac{1}{2}$	UCC213-208D1						UC213-208D1	C213D1	
$2\frac{9}{16}$	UCC213-209D1	5.5118	$1\frac{37}{64}$	0.118	2.5630	1.000	UC213-209D1	C213D1	6.6

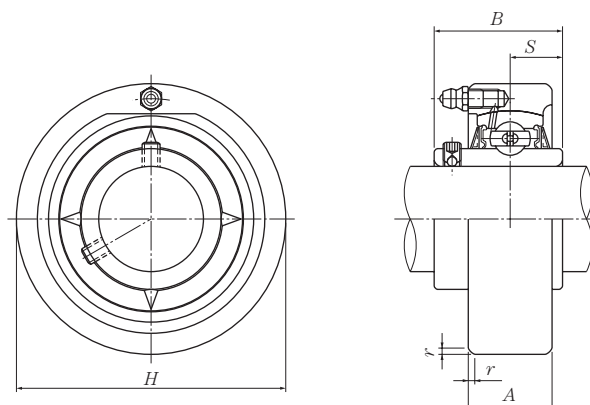
Remarks: 1) These numbers indicate relubricatable type. If maintenance free type is needed, please order without suffix "D1".
 Note: Please refer to page 44 for size of grease fitting.

**Cartridge units cast housing
Set screw type**



Shaft dia. mm inch	Unit number ¹⁾	Nominal dimensions					Bearing number	Housing number ¹⁾	Mass (approx.) kg lb
		H	A	r	B	S			
25 1 3/16	UCC305D1	90	26	2.5	38	15	UC305D1	C305D1	1.0
7/8	UCC305-013D1	3.5433	1 1/32	0.098	1.4961	0.591	UC305-013D1	C305D1	2.2
15/16	UCC305-014D1						UC305-014D1	C305D1	
	UCC305-015D1						UC305-015D1	C305D1	
1	UCC305-100D1						UC305-100D1	C305D1	
30 1 1/16	UCC306D1	100	28	2.5	43	17	UC306D1	C306D1	1.3
1 1/8	UCC306-101D1	3.9370	1 7/64	0.098	1.6929	0.669	UC306-101D1	C306D1	2.9
1 3/16	UCC306-102D1						UC306-102D1	C306D1	
	UCC306-103D1						UC306-103D1	C306D1	
35 1 1/4	UCC307D1	110	32	3	48	19	UC307D1	C307D1	1.7
1 5/16	UCC307-104D1	4.3307	1 17/64	0.118	1.8898	0.748	UC307-104D1	C307D1	3.8
1 3/8	UCC307-105D1						UC307-105D1	C307D1	
	UCC307-106D1						UC307-106D1	C307D1	
1 7/16	UCC307-107D1						UC307-107D1	C307D1	
40 1 1/2	UCC308D1	120	34	3	52	19	UC308D1	C308D1	2.1
1 9/16	UCC308-108D1	4.7244	1 11/32	0.118	2.0472	0.748	UC308-108D1	C308D1	4.6
	UCC308-109D1						UC308-109D1	C308D1	
45 1 5/8	UCC309D1	130	38	3.5	57	22	UC309D1	C309D1	2.7
1 11/16	UCC309-110D1	5.1181	1 1/2	0.138	2.2441	0.866	UC309-110D1	C309D1	6.0
	UCC309-111D1						UC309-111D1	C309D1	
1 3/4	UCC309-112D1						UC309-112D1	C309D1	
50 1 13/16	UCC310D1	140	40	3.5	61	22	UC310D1	C310D1	3.3
1 7/8	UCC310-113D1	5.5118	1 37/64	0.138	2.4016	0.866	UC310-113D1	C310D1	7.3
	UCC310-114D1						UC310-114D1	C310D1	
1 15/16	UCC310-115D1						UC310-115D1	C310D1	
55 2	UCC311D1	150	44	3.5	66	25	UC311D1	C311D1	4.0
2 1/16	UCC311-200D1	5.9055	1 47/64	0.138	2.5984	0.984	UC311-200D1	C311D1	8.8
2 1/8	UCC311-201D1						UC311-201D1	C311D1	
	UCC311-202D1						UC311-202D1	C311D1	
2 3/16	UCC311-203D1						UC311-203D1	C311D1	

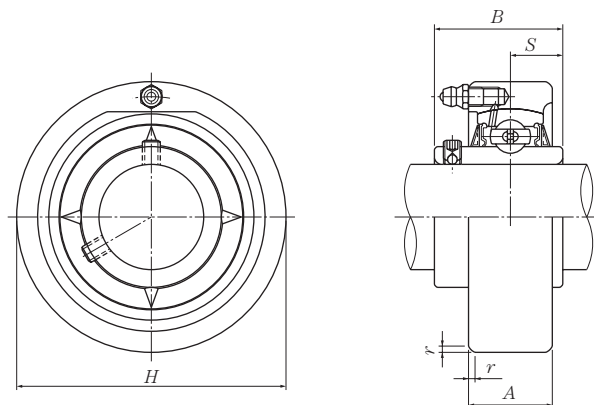
Remarks: 1) These numbers indicate relubricatable type. If maintenance free type is needed, please order without suffix "D1".
Note: Please refer to page 44 for size of grease fitting.



Shaft dia.	Unit number ¹⁾	Nominal dimensions					Bearing number	Housing number ¹⁾	Mass (approx.)
		mm		inch					
mm inch		H	A	r	B	S			kg lb
60	UCC312D1	160	46	3.5	71	26	UC312D1	C312D1	4.8
2¹/₄	UCC312-204D1						UC312-204D1	C312D1	
2⁵/₁₆	UCC312-205D1	6.2992	1¹³/₁₆	0.138	2.7953	1.024	UC312-205D1	C312D1	11
2³/₈	UCC312-206D1						UC312-206D1	C312D1	
2⁷/₁₆	UCC312-207D1						UC312-207D1	C312D1	
65	UCC313D1	170	50	3.5	75	30	UC313D1	C313D1	5.8
2¹/₂	UCC313-208D1						UC313-208D1	C313D1	
2⁹/₁₆	UCC313-209D1	6.6929	1³¹/₃₂	0.138	2.9528	1.181	UC313-209D1	C313D1	13
70	UCC314D1	180	52	4	78	33	UC314D1	C314D1	6.8
2⁵/₈	UCC314-210D1						UC314-210D1	C314D1	
2¹¹/₁₆	UCC314-211D1	7.0866	2³/₆₄	0.157	3.0709	1.299	UC314-211D1	C314D1	15
2³/₄	UCC314-212D1						UC314-212D1	C314D1	
75	UCC315D1	190	55	4	82	32	UC315D1	C315D1	7.9
2¹³/₁₆	UCC315-213D1						UC315-213D1	C315D1	
2⁷/₈	UCC315-214D1	7.4803	2¹¹/₆₄	0.157	3.2283	1.260	UC315-214D1	C315D1	17
2¹⁵/₁₆	UCC315-215D1						UC315-215D1	C315D1	
3	UCC315-300D1						UC315-300D1	C315D1	
80	UCC316D1	200	60	4	86	34	UC316D1	C316D1	9.3
3¹/₁₆	UCC316-301D1						UC316-301D1	C316D1	
3¹/₈	UCC316-302D1	7.8740	2²³/₆₄	0.157	3.3858	1.339	UC316-302D1	C316D1	21
3³/₁₆	UCC316-303D1						UC316-303D1	C316D1	
85	UCC317D1	215	64	4	96	40	UC317D1	C317D1	11
3¹/₄	UCC317-304D1						UC317-304D1	C317D1	
3⁵/₁₆	UCC317-305D1	8.4646	2³³/₆₄	0.157	3.7795	1.575	UC317-305D1	C317D1	24
3⁷/₁₆	UCC317-307D1						UC317-307D1	C317D1	
90	UCC318D1	225	66	4	96	40	UC318D1	C318D1	13
3¹/₂	UCC318-308D1	8.8583	2¹⁹/₃₂	0.157	3.7795	1.575	UC318-308D1	C318D1	29
95	UCC319D1	240	72	4	103	41	UC319D1	C319D1	16
3⁵/₈	UCC319-310D1						UC319-310D1	C319D1	
3¹¹/₁₆	UCC319-311D1	9.4488	2⁵³/₆₄	0.157	4.0551	1.614	UC319-311D1	C319D1	35
3³/₄	UCC319-312D1						UC319-312D1	C319D1	

Remarks: 1) These numbers indicate relubricatable type. If maintenance free type is needed, please order without suffix "D1".
 Note: Please refer to page 44 for size of grease fitting.

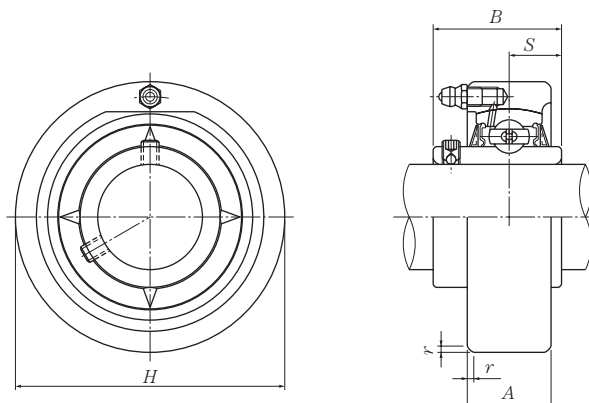
**Cartridge units cast housing
Set screw type**



Shaft dia.	Unit number ¹⁾	Nominal dimensions					Bearing number	Housing number ¹⁾	Mass (approx.)
		mm		inch					
mm inch		H	A	r	B	S			kg lb
100	UCC320D1	260	75	4	108	42	UC320D1	C320D1	20
3 ¹³ / ₁₆	UCC320-313D1	10.2362	2 ⁶¹ / ₆₄	0.157	4.2520	1.654	UC320-313D1	C320D1	44
3 ⁷ / ₈	UCC320-314D1						UC320-314D1	C320D1	
3 ¹⁵ / ₁₆	UCC320-315D1						UC320-315D1	C320D1	
4	UCC320-400D1						UC320-400D1	C320D1	
105	UCC321D1	260	75	4	112	44	UC321D1	C321D1	19
110	UCC322D1	300	80	5	117	46	UC322D1	C322D1	29
120	UCC324D1	320	90	5	126	51	UC324D1	C324D1	36
130	UCC326D1	340	100	5	135	54	UC326D1	C326D1	43
140	UCC328D1	360	100	5	145	59	UC328D1	C328D1	50

Remarks: 1) These numbers indicate relubricatable type. If maintenance free type is needed, please order without suffix "D1".
Note: Please refer to page 44 for size of grease fitting.

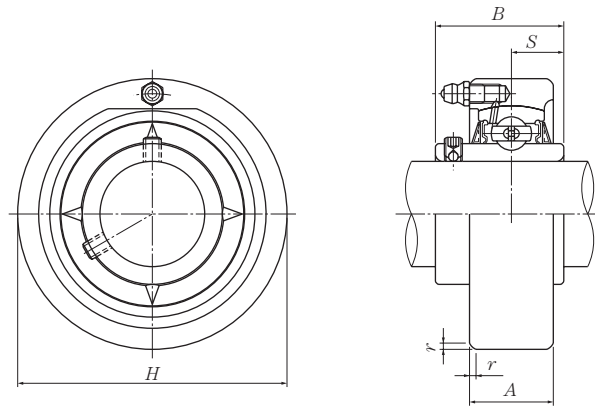
**Cartridge units cast housing
Set screw type**



Shaft dia.	Unit number ¹⁾	Nominal dimensions					Bearing number	Housing number ¹⁾	Mass (approx.)
		mm		inch					
mm inch		H	A	r	B	S			kg lb
25	UCCX05D1	90	27	2	38.1	15.9	UCX05D1	CX05D1	1.1
$\frac{13}{16}$	UCCX05-013D1						UCX05-013D1	CX05D1	
$\frac{7}{8}$	UCCX05-014D1						UCX05-014D1	CX05D1	
$\frac{15}{16}$	UCCX05-015D1	3.5433	$1\frac{1}{16}$	0.079	1.5000	0.626	UCX05-015D1	CX05D1	2.4
1	UCCX05-100D1						UCX05-100D1	CX05D1	
30	UCCX06D1	100	30	2.5	42.9	17.5	UCX06D1	CX06D1	1.6
$1\frac{1}{16}$	UCCX06-101D1						UCX06-101D1	CX06D1	
$1\frac{1}{8}$	UCCX06-102D1						UCX06-102D1	CX06D1	
$1\frac{3}{16}$	UCCX06-103D1	3.9370	$1\frac{3}{16}$	0.098	1.6890	0.689	UCX06-103D1	CX06D1	3.5
$1\frac{1}{4}$	UCCX06-104D1						UC207-104D1	CX06D1	
35	UCCX07D1	110	34	2.5	49.2	19	UCX07D1	CX07D1	1.8
$1\frac{5}{16}$	UCCX07-105D1						UCX07-105D1	CX07D1	
$1\frac{3}{8}$	UCCX07-106D1	4.3307	$1\frac{11}{32}$	0.098	1.9370	0.748	UCX07-106D1	CX07D1	4.0
$1\frac{7}{16}$	UCCX07-107D1						UCX07-107D1	CX07D1	
40	UCCX08D1	120	38	2.5	49.2	19	UCX08D1	CX08D1	2.5
$1\frac{1}{2}$	UCCX08-108D1						UCX08-108D1	CX08D1	
$1\frac{9}{16}$	UCCX08-109D1	4.7244	$1\frac{1}{2}$	0.098	1.9370	0.748	UCX08-109D1	CX08D1	5.5
45	UCCX09D1	120	38	2.5	51.6	19	UCX09D1	CX09D1	2.2
$1\frac{5}{8}$	UCCX09-110D1						UCX09-110D1	CX09D1	
$1\frac{11}{16}$	UCCX09-111D1						UCX09-111D1	CX09D1	
$1\frac{3}{4}$	UCCX09-112D1	4.7244	$1\frac{1}{2}$	0.098	2.0315	0.748	UCX09-112D1	CX09D1	4.9
$1\frac{13}{16}$	UCCX09-113D1						UC210-113D1	CX09D1	
50	UCCX10D1	130	40	2.5	55.6	22.2	UCX10D1	CX10D1	2.7
$1\frac{7}{8}$	UCCX10-114D1						UCX10-114D1	CX10D1	
$1\frac{15}{16}$	UCCX10-115D1	5.1181	$1\frac{37}{64}$	0.098	2.1890	0.874	UCX10-115D1	CX10D1	6.0
2	UCCX10-200D1						UC211-200D1	CX10D1	

Remarks: 1) These numbers indicate relubricatable type. If maintenance free type is needed, please order without suffix "D1".
Note: Please refer to page 44 for size of grease fitting.

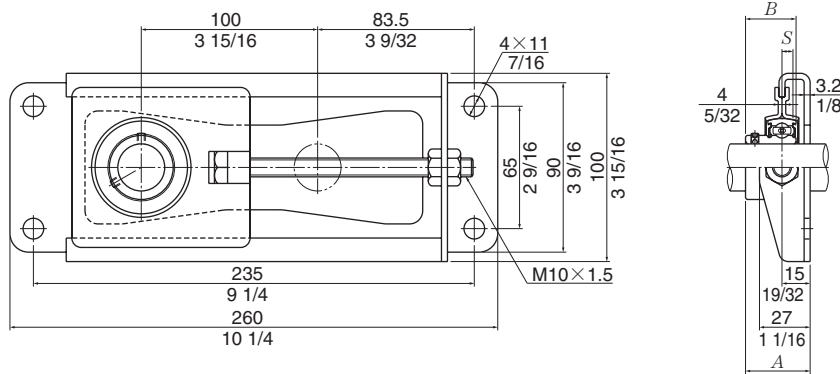
Cartridge units cast housing
Set screw type



Shaft dia.	Unit number ¹⁾	Nominal dimensions					Bearing number	Housing number ¹⁾	Mass (approx.)
		mm		inch					
mm inch		H	A	r	B	S			kg lb
55	UCCX11D1	150	42	3	65.1	25.4	UCX11D1	CX11D1	4.1
$2\frac{1}{16}$	UCCX11-201D1						UCX11-201D1	CX11D1	
$2\frac{1}{8}$	UCCX11-202D1						UCX11-202D1	CX11D1	
$2\frac{3}{16}$	UCCX11-203D1	5.9055	$1\frac{21}{32}$	0.118	2.5630	1.000	UCX11-203D1	CX11D1	9.0
$2\frac{1}{4}$	UCCX11-204D1						UC212-204D1	CX11D1	
$2\frac{5}{16}$	UCCX11-205D1						UC212-205D1	CX11D1	
60	UCCX12D1	160	44	3	65.1	25.4	UCX12D1	CX12D1	3.9
$2\frac{3}{8}$	UCCX12-206D1	6.2992	$1\frac{47}{64}$	0.118	2.5630	1.000	UCX12-206D1	CX12D1	8.6
$2\frac{1}{2}$	UCCX12-207D1						UCX12-207D1	CX12D1	

Remarks: 1) These numbers indicate relubricatable type. If maintenance free type is needed, please order without suffix "D1".
Note: Please refer to page 44 for size of grease fitting.

Mini stretcher units
Set screw type



Shaft dia. mm inch	Unit number	Nominal dimensions			Bolt size mm inch	Max. load ¹⁾ recommended		Bearing number	Mass (approx.) kg lb
		A	B	S		N	lbf		
12 1/2	ASPT201-10	31	22	6	M10	3 500	AS201	1.1	
	ASPT201-008-10	1 7/32	0.8661	0.236	3/8	770	AS201-008	2.4	
15 9/16 5/8	ASPT202-10	31	22	6	M10	3 500	AS202	1.1	
	ASPT202-009-10 ASPT202-010-10	1 7/32	0.8661	0.236	3/8	770	AS202-009 AS202-010	2.4	
17 1 1/16	ASPT203-10	31	22	6	M10	3 500	AS203	1.1	
	ASPT203-011-10	1 7/32	0.8661	0.236	3/8	770	AS203-011	2.4	
20 3/4	ASPT204-10	33	25	7	M10	3 500	AS204	1.1	
	ASPT204-012-10	1 19/64	0.9843	0.276	3/8	770	AS204-012	2.4	
25 13/16 7/8 15/16 1	ASPT205-10	34.5	27	7.5	M10	3 500	AS205	1.1	
	ASPT205-013-10	1 23/64	1.0630	0.295	3/8	770	AS205-013	2.4	
	ASPT205-014-10						AS205-014		
	ASPT205-015-10						AS205-015		
ASPT205-100-10	AS205-100								

Remarks: 1) The Stretcher Unit is designed to only take a horizontal radial load, in line with the adjustment direction. Axial loads or vertical radical loads can deform or break the housing.